





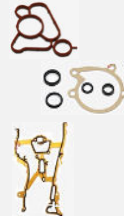






























































































































LEXUS			 9900000  9800000  9700000  9500000 								1600000  9000000 	A  RD B  LD AB  LD SL  WD 
CC	ENGINE	MODEL / YEAR										
2.0	3ZR-FAE  110 kW (150 PS)	NX 200  11/14→	<b>99 - On demand</b> 04111-37201  <b>9852895</b> 04112-37201	<b>0052895</b> 11115-37060 0,7 mm MLS  		<b>9152846</b> 11213-0T020 +11193-0T010 (4x)  	<b>0252895</b> 17177-37030  	<b>0352895</b> 17173-0T020  	<b>1920070</b>  	<b>90 - On demand</b> 90080-31084 (8x) +90080-31085 (8x) <b>16 - PLANNED</b> 90080-31084 8x 5x10/12,5x10 <b>1652830</b> 90080-31085 8x 5x10/12,5x10	<b>8044230</b> 90311-W0012 38x50x6 A SL RD FPM <b>On demand</b> 90311-W0011 78x110x8,5 A SL LD FPM	
2.0	M20A-FKS M20A-FXS  110-135 kW (150-184 PS)	ES (Z10, A10, H10) 200 NX II (A2, H2) 200 UX 250 H  10/18 ->				<b>9152808</b> 11213-24020 11193-37030 (4x) 11213-31080 (6x)  						
2.2 D I E S E L	2AD-FHV 2AD-FTV  100-130 kW (136-177 PS)	IS 200 IS 220d  07/05→	<b>9852892</b> 04112-0R130    <b>9752892*</b> 04112-0R180  <b>95 - On demand</b>	<b>0052892</b> 11115-26052-A0 87 Ø MLS 1 mm 1U <b>0052802</b> 11115-26052-B0 87 Ø MLS 1,05 mm 2U <b>0052803</b> 11115-26052-C0 87 Ø MLS 1,1 mm 3U <b>0052801</b> 11115-26052-D0 87 Ø MLS 1,15 mm 4U <b>0052804</b> 11115-26052-E0 87 Ø MLS 1,2 mm 5U  		<b>9152801</b> 11213-26010 +11214-26010    <b>1920070</b> 11213-0R010    <b>1552802</b> 11213-0R040    <b>7752805</b> 11214-26010    <b>1552862</b> 11213-0R010  	<b>0252892</b> 17171-0R010  	<b>0352892</b> 17173-0R010  	<b>1920070</b>  	<b>90 - On demand</b> 90913-W2001 (16x) <b>On demand</b> 16x 90913-W2001	<b>On demand</b> 90311-W0009 48x63x6,5 A SL RD FPM <b>8152820</b> 90311-W0010 90x106x8,5 A SL LD FPM	

LEXUS												
CC	ENGINE	MODEL / YEAR	9900000 9800000 9700000 9500000	  	 		 	 		1600000  9000000   	A  RD B  LD AB  LD SL  WD  	
2.4	2AZ-FXE  139 kW (189 PS)	HS 250h  09/09-12/12	98 - On demand	<b>0052898</b> 11115-28040 90 Ø 0,5 mm 		<b>1552865</b> 11213-28021 	<b>0252801</b> 17177-28010 	<b>0352801</b> 17173-28010 	<b>1920070</b> 	90 - On demand 90080-31084 (8x) +90080-31085 (8x) <b>16 - PLANNED</b> 90080-31084 8x 5x10/12,5x10 <b>1652830</b> 90080-31085 8x 5x10/12,5x10	<b>8044230</b> 90311-W0012 38x50x6 A SL RD FPM <b>PLANNED</b> 90311-89013 89x105x10 SL LD FPM	
2.5	2AR-FE  133 kW (181 PS)	ES 250  09/12-06/18		<b>0052815</b> 11115-36030 91 Ø 0,7 mm 		<b>9152812</b> 11213-36020 +11193-36010 (4x)  <b>1552823</b> 11213-36020 		<b>3052802</b> 17451-28040 Exhaust pipe 	<b>1920070</b> 	90 - On demand 90080-31084 (8x) +90080-31085 (8x) <b>16 - PLANNED</b> 90080-31084 8x 5x10/12,5x10 <b>1652830</b> 90080-31085 8x 5x10/12,5x10	<b>8152803</b> 90311-42051 42x54x6 A SL RD <b>PLANNED</b> 90311-89013 89x105x10 SL LD FPM	
2.5	2AR-FXE  118 kW (160 PS)	LM 300h NX 300h  07/14→	99 - On demand 04111-36114  <b>9852804</b> 04112-36092	<b>0052817</b> 11115-36040 91 Ø 0,7 mm 		<b>9152812</b> 11213-36020 +11193-36010 (4x)  <b>1552823</b> 11213-36020 	<b>0252805</b> 17171-36020 	<b>0352803</b> 17173-36020 	<b>1920070</b> 	90 - On demand 90080-31084 (8x) +90080-31085 (8x) <b>16 - PLANNED</b> 90080-31084 8x 5x10/12,5x10 <b>1652830</b> 90080-31085 8x 5x10/12,5x10	<b>8152803</b> 90311-42051 42x54x6 A SL RD <b>PLANNED</b> 90311-89013 89x105x10 SL LD FPM	

LEXUS					<p>9900000 </p> <p>9800000 </p> <p>9700000 </p> <p>9500000 </p>							<p>1600000 </p> <p>9000000 </p>	<p>A </p> <p>B </p> <p>AB </p> <p>SL </p> <p>RD </p> <p>LD </p> <p>WD </p>
CC	ENGINE	MODEL / YEAR											
2.5	4GR-FSE  149 kW (203 PS)	GS 250 IS 250  08/06→	<p>99 - On demand</p> <p>98 - On demand 04112-31330</p>	<p><b>0052851</b> 11115-31051 84,5 Ø 0,5 mm</p> <p><b>0052850</b> 11116-31031 84,5 Ø 0,5 mm</p>	R MLS  L MLS	<p>On demand R 11213-31040 +11193-70010 (3x)</p> <p>PLANNED L 11214-31020 +11193-70010 (3x)</p>	<p>On demand 2x 17177-31021</p> <p>On demand 3x</p>	<p><b>0352846</b> 2x 17173-31020</p>	<p><b>1920070</b></p>	<p>90 - On demand 2x 90913-02101 (6x) +90913-02112 (6x) <b>16 - PLANNED</b> 90080-31084 12x 5x10/12,5x10 <b>1652830</b> 90080-31085 8x 5x10/12,5x10</p>	<p><b>8452802</b> 90311-42003 42x60x7 A SL RD NBR On demand 90311-92010 92x110x8,5 A SL LD FPM</p>		
2.7	1AR-FE  138 kW (188 PS)	RX 270  12/08→10/15	<p>99 - On demand 04111-36052 →06/12</p> <p>99 - On demand 04111-0V031 07/12→</p> <p>98 - On demand 04112-36044 →06/12</p> <p>98 - On demand 04112-0V031 07/12→</p>	<p><b>0052815</b> 11115-36030 91 Ø 0,7 mm</p>	MLS	<p><b>9152812</b> 11213-36020 +11193-36010 (4x)</p> <p><b>1552823</b> 11213-36020</p>	<p><b>0252804</b> 17171-36010</p>	<p><b>0352803</b> 17173-36020 →06/12</p> <p>On demand 17173-0V010 07/12→</p> <p>On demand 17451-0V020</p>	<p><b>1920070</b></p>	<p>90 - On demand 90080-31084 (8x) +90080-31085 (8x) <b>16 - PLANNED</b> 90080-31084 8x 5x10/12,5x10 <b>1652830</b> 90080-31085 8x 5x10/12,5x10</p>	<p><b>8152803</b> 90311-42051 42x54x6 A SL RD PLANNED 90311-89013 89x105x10 SL LD FPM</p>		
3.0	2JZ-GE 2JZ-GTE  D I E S E L  156 kW (212 PS)	GS 300  10/93→07/97				<p><b>1552861</b> 11213-46020</p>							

LEXUS 			9900000  9800000  9700000  9500000 							1600000  9000000   	A  B  AB  SL   	RD  LD  WD   
CC	ENGINE	MODEL / YEAR										
3.5	2GR-FE 2GR-FES 2GR-FXE  183-201 kW (249-277 PS)	ES 350 RX 350 GS 350 GS 450h IS 300 IS 350 RC 300 RC 350 RX 450h  01/06→06/18	<b>0052846</b> 11115-31110 96 Ø                      MLS 0,50 mm  <b>0052847</b> 11116-31090 96 Ø                      MLS 0,50 mm 				<b>0252846</b> 17178-31030   <b>0252847</b> 17177-31040 					
4.0	1GR-FE  202 kW (275 PS)	GX 400  05/12→	<b>0052824</b> 11115-31030                      R 96 Ø                                  MLS 0,50 mm   <b>0052825</b> L 11116-31010                      MLS 96 Ø 0,50 mm 		<b>1552847</b> R 11213-31050   <b>1552848</b> L 11213-31020 		<b>0252809</b> 17177-31010   <b>0252810</b> 17178-31010 	<b>0352825</b> 17173-0P010 				
4.3	1UZ-FE 3UZ-FE  208 kW 283 P	CELSIOR 4.3 VVTI  09/00-08/06				<b>1552801</b> R 11213-50031 