






















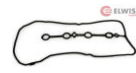

















LADA 			9900000  9800000  9700000  9500000 		 		 	 		1600000  9000000   	A  RD B  LD AB  LD SL  WD  WD
CC	ENGINE	MODEL / YEAR									
1.6	H4M  81-83 kW (110-113 PS)	VESTA (GFL_) 1.6 VESTA SW Estate 1.6 XRAY (GAB_) 1.6 XRAY (GAB_) 1.6  02/16→				<b>1546806</b> 13 27 01K TOA 					
1.9	XUD9A  D I E S E L  47 kW (64 PS)	NIVA D  01/93→	<b>9744227</b>  95 - PLANNED			<b>1544227</b> 	<b>0244228</b>  <b>0244227</b> 2x 	<b>0344227</b> 2x 	<b>1044215</b> 	<b>9056005</b> 2108-1007026 (8x) <b>1656040</b> 8x 2108-1007026 8x11/14x10	<b>8044215</b> 42x62x8 A RD FPM <b>8144215</b> 90x110x7 A SL LD FPM PLANNED 35x50x8 A SL WD ACM
1.9	XUD9SD  D I E S E L  55 kW (75 PS)	NIVA D  01/99→	<b>9744227</b>  95 - PLANNED				<b>0144210</b> 	<b>0144210</b> 	<b>1044215</b> 	<b>9056005</b> 2108-1007026 (8x) <b>1656040</b> 8x 2108-1007026 8x11/14x10	<b>8044215</b> 42x62x8 A RD FPM <b>8144215</b> 90x110x7 A SL LD FPM PLANNED 35x50x8 A SL WD ACM
2.0	C 20 XE  110 kW (150 PS)	110  08/96→	<b>9842649</b>  <b>9542660</b>			<b>1542620</b> 	<b>0242650</b> 	<b>0342620</b> 	<b>1042615</b> 2x 	<b>9042602</b> 2x <b>1642646</b> 16x 5,5x10,5/16x10	<b>8442632</b> 38x50x8 A SL RD MVQ <b>8142631</b> 90x104x11 AB SL LD MVQ <b>8442646</b> 2x 35x48x7 A SL RD MVQ