























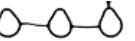




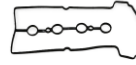








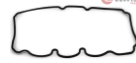



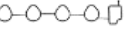






















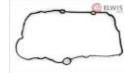
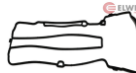












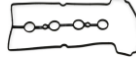



























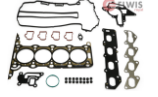

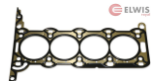














































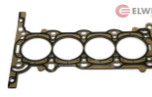


































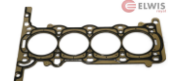








































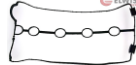







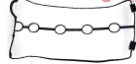






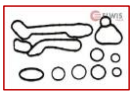
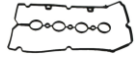
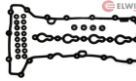



 DAEWOO CHEVROLET			9900000  9800000  9700000  9500000 							1600000  9000000 	A  RD B  LD AB  LD SL  WD  WD
CC	ENGINE	MODEL / YEAR									
0.8	F 8 C F 8 CV 35-38 kW (48-52 PS)	MATIZ MATIZ LPG SPARK TICO 02/95→	9921010 93 740 053 +94 535 484 (6x)  9821010  9821011 9821010+8442603	0021010 94 580 082 69,5 Ø 		1521010 94 580 083  	0221010 96 352 281 Eng.→685255  PLANNED 96 569 406 Eng.685256→  PLANNED 96 569 405 Eng.685256→ 	On demand 96 569 653  0321010 96353036 	1920070 	90 - PLANNED 94 535 484 (6x) On demand 6x 94 535 484	8442603 94 535 472 32x47x6 A SL RD MVQ 8452005* 94 535 475 60x80x8 A SL LD MVQ 8442603 94 535 472 32x47x6 A SL RD MVQ
1.0	B 10 D1 CHYB 50 kW (68 PS)	SPARK SPARK LPG 03/10→	9840001 95 - PLANNED	0040002 25 184 663 70,8 Ø 		1540001 96 416 270  	0240003 96 416 314  	0340001 96 416 309 	1920070 	90 - On demand 96 440 882 (16x) On demand 16x 96 440 882	8440001 96 416 399 36x50x6 A SL RD FPM On demand 96 416 398 60x80x8 AB SL LD FPM
1.0	B 10 S B 10 S1 G 10 CV LA2 44-49 kW (60-67 PS)	MATIZ MATIZ LPG SPARK 11/02→	99 - PLANNED 93 740 055 +94 535 484 (8x) 9821021 93740056  9821022 9821021+8442603	0021014 96 325 170 70 Ø  		1521011 96 325 175   1552019 11189-72F00  	On demand 96 571 108 	0340005 96 325 689 	1920070 	90 - On demand 94 535 484 (8x) On demand 8x 94 535 484	8442603 94 535 472 32x47x6 A SL RD MVQ 8452005* 94 535 475 60x80x8 A SL LD MVQ 8442603 94 535 472 32x47x6 A SL RD MVQ




























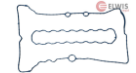

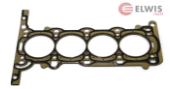





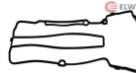



 DAEWOO CHEVROLET			9900000  9800000  9700000  9500000 							1600000  9000000   	A  RD B  LD AB  LD SL  WD  WD
CC	ENGINE	MODEL / YEAR									
1.0	LE1	ASTRA ADAM CORSA 07/14→			1542677 55 577 781 	1542678 55 573 747 					
1.2	A 12 XE A 12 XER LDC LWD 51-63 kW (69-86 PS)	AVEO AVEO LPG SPIN 03/11→	99 - PLANNED  9842661  9842606 9842661+ 1542672 + 1542678 	0042697 55 562 233 74 Ø MLS 	7042671 6 38 130 	1542672 55 561 429  1542678 55 573 747 	0242686 4x 55 563 660  0242687 55 563 650 	0342604 55 566 925 	1920070 	9042632 09 158 057 (16x) 1642629 16x 09 158 057 5x8/11x8	8442660 90 571 925 42x55x7 A SL RD FPM 8142647 96 376 569 80x98x10 A SL LD NBR
1.2	B 12 D1 LMU 55-62 kW (75-84 PS)	AVEO AVEO LPG SPARK SPARK LPG 01/08→	9840001 95 - PLANNED	0040002 25 184 663 70,8 Ø 		1540001 96 416 270 	0240003 96 416 314 	0340001 96 416 309 	1920070 	90 - On demand 96 440 882 (16x) On demand 16x 96 440 882	8440001 96 416 399 36x50x6 A SL RD FPM On demand 96 416 398 60x80x8 AB SL LD FPM


















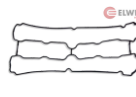










 DAEWOO CHEVROLET			9900000  9800000  9700000  9500000 							1600000  9000000 	A  RD B  LD AB  LD SL  WD  WD
CC	ENGINE	MODEL / YEAR									
1.2	B 12 S1 F 12 S3 53 kW (72 PS)	AVEO KALOS 03/05→	99 - PLANNED 93 740 055 +94 535 484 (8x) 9821021 93740056  9821022 9821021+8442603	0021014 96 325 170 70 Ø 		1521011 96 325 175 	On demand 96 571 108 	0340005 96 325 689 	1920070 	90 - On demand 94 535 484 (8x) On demand 8x 94 535 484	8442603 94 535 472 32x47x6 A SL RD MVQ 8452005* 94 535 475 60x80x8 A SL LD MVQ 8442603 94 535 472 32x47x6 A SL RD MVQ
1.2	Z 12 XE 59-63 kW (80-86 PS)		9842697 16 06 247 9842605 16 06 247 (+0042605)  9542602 16 06 596 	0042695 0,32 mm MLS 638 225 0042605 0,57 mm MLS 	7042674 638 225  7042611 850512 	9142602 24 403 788 +93 186 771 (13x)  1542637 	0242666 4x 	0342622 	1042651 	9042632 09 158 057 (16x) 1642629 16x 09 158 057 5x8/11x8	8442660 90 571 925 42x55x7 A SL RD FPM 8142647 96 376 569 80x98x10 A SL LD NBR
1.3	LDV LSF 55-70 kW (75-95 PS)	AVEO D 07/11→	9742698  9542614 	0025167 55 209 070 70,5 Ø MLS 0,72 mm 0025170 55 209 071 70,5 Ø MLS 0,82 mm 1U 0025169 55 209 072 70,5 Ø MLS 0,92 mm 2U 		1542671 93 177 255 Metal 	0242681 4x 12 855 498 	0342606 12 855 456  0342667* 55 569 044 	1920070 	9056013 12 855 396 (16x) 1642657 16x 12 855 396 5x8,5/10x11	8125103 55 186 758 40x52x7 AB SL RD ACM FPM 8144216 55 180 937 78x100x9 A SL LD PTFE























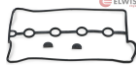
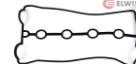















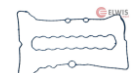
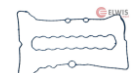
 DAEWOO CHEVROLET			9900000  9800000  9700000  9500000 							1600000  9000000 	A  RD B  LD AB  LD SL  WD  WD
CC	ENGINE	MODEL / YEAR									
1.3	Z 13 DTJ D I E S E L 55 kW (75 PS)	SPIN 01/12→	9742695  9542662 	0025167 55 209 070 70,5 Ø MLS 0,72 mm 0025170 55 209 071 70,5 Ø MLS 0,82 mm 1U 0025169 55 209 072 70,5 Ø MLS 0,92 mm 2U 0025176 70,5 Ø MLS 1,02 mm 3U 		1542671 93 177 255 Metal 	0242683 	0342606 12 855 456 	1920070 	90 - PLANNED 12 855 396 (16x) 1642657 16x 12 855 396 5x8,5/10x11	8125103 55 186 758 40x52x7 AB SL RD ACM FPM 8144216 55 180 937 78x100x9 A SL LD PTFE
1.4	A 13 DM 55 kW (75 PS)	01/97→	9842650 	0042615 79,3 Ø 1,95 mm 		1542614 96 181 318 	0242614 96 341 175 	0342646 96 341 176 		9042602 96 229 145 (8x) 1642646 8x 96 229 145 5,5x10,5/16x10	8442646 55 563 374 35x48x7 A SL RD MVQ
1.4	A 14 NET B 14 NET 103 kW (140 PS)	CRUZE TRAX LPG 09/10→	9842698  9542663	0042697 55 562 233 74 Ø MLS 	7042671 6 38 130 	1542672 55 561 429  1542678 55 573 747 	0242680 55 566 664 	0342615 55 565 348 	1920070 	9042632 09 158 057 (16x) 1642629 16x 09 158 057 5x8/11x8	8442660 90 571 925 42x55x7 A SL RD FPM 8142647 96 376 569 80x98x10 A SL LD NBR
1.4	A 14 SMS 55 kW (75 PS)	LANOS 05/97→	9842650 	0042615 79,3 Ø 1,95 mm 		1542614 96 181 318 	0242614 96 341 175 	0342646 96 341 176 		9042602 96 229 145 (8x) 1642646 8x 96 229 145 5,5x10,5/16x10	8442646 55 563 374 35x48x7 A SL RD MVQ



























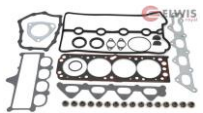


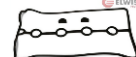











 DAEWOO CHEVROLET			9900000  9800000  9700000  9500000 		 		 	 		1600000  9000000 	A  RD B  LD AB  LD SL  WD  WD
CC	ENGINE	MODEL / YEAR									
1.4	A 14 XER LDD 74 kW (100-101 PS)	AVEO CRUZE 04/08→	99 - PLANNED  9842661 	0042697 55 562 233 74 Ø MLS 	7042671 6 38 130 	1542672 55 561 429 	0242686 4x 55 563 660  0242687 55 563 650 	0342604 55 566 925 	1920070 	9042632 09 158 057 (16x) 1642629 16x 09 158 057 5x8/11x8	8442660 90 571 925 42x55x7 A SL RD FPM 8142647 96 376 569 80x98x10 A SL LD NBR
1.4	C 14 NZ 44 kW (60 PS)	CORSA 08/94-07/97	9842659 Eng.→19489817  98 - On demand Eng.19489818→ 9542630  9542636 	0042615 79,3 Ø 1,95 mm 		1542629 Eng.→19489817  1542614 96 181 318 Eng.19489818→ 	0242648 	0342646 96 341 176 	1042614  1042604  1042646 90298131 	9042602 96 229 145 (8x) 1642646 8x 96 229 145 5,5x10,5/16x10	PLANNED 26x42x8 AB SL RD FPM 8142647 96 376 569 80x98x10 A SL LD NBR 8442646 55 563 374 35x48x7 A SL RD MVQ








































 DAEWOO CHEVROLET			<p>9900000</p>  <p>9800000</p>  <p>9700000</p>  <p>9500000</p> 							<p>1600000</p>  <p>9000000</p> 	<p>A</p>  <p>B</p>  <p>AB</p>  <p>SL</p>   <p>RD</p>  <p>LD</p>  <p>WD</p> 
CC	ENGINE	MODEL / YEAR									
1.4	F 14 D3 L14 L95 69-70 kW (93-95 PS)	AVEO CRUZE 01/06→	<p>9940002 93 742 687</p> <p>9821001</p> 	<p>0021030 96 963 220 80 Ø</p> 	<p>1521014 96 353 002</p> 	<p>0240001 4x 96 461 130</p> 	<p>0321013 96 378 805</p> 	<p>1920070</p> 	<p>9021001 96 840 122 (16x) 1621012 16x 96 840 122</p>	<p>8140001 96 350 161 30x42x8 SL RD NBR 8142647 96 376 569 80x98x10 A SL LD NBR 8026539 2x 42x56x7 A SL RD MVQ</p>	
1.4	F 14 D3 69-70 kW (94-95 PS)	GENTRA KALOS LACETTI NUBIRA 04/03→	<p>99 - On demand 93 740 513 →12/05</p> <p>9940002 93 742 687 01/06→</p> <p>9821004 →12/05</p>  <p>9821001 01/06→</p> 	<p>0040001 96 378 802 80 Ø →12/05</p>  <p>0021030 96 963 220 80 Ø 01/06→</p> 	<p>1521014 96 353 002</p> 	<p>0240001 4x 96 461 130</p> 	<p>0321013 96 378 805</p> 	<p>1920070</p> 	<p>9021001 96 840 122 (16x) 1621012 16x 96 840 122</p>	<p>8140001 96 350 161 30x42x8 SL RD NBR 8142647 96 376 569 80x98x10 A SL LD NBR 8026539 2x 42x56x7 A SL RD MVQ</p>	
1.4	F 14 D4 74 kW (101 PS)	AVEO 04/08→	<p>9842691</p>  <p>9542601</p> 	<p>0042616 55 355 578 82 Ø 0,65 mm MLS</p> 	<p>9442601</p> 	<p>1542669 55 354 237</p>  <p>9142605 55 354 237 + kit</p> 	<p>0242632 55 564 974</p> 	<p>0342603 12 992 396</p> 	<p>1920070</p> 	<p>9042612 24 405 819 (16x) 1642660 16x 24 405 819 5x8/23x15,5</p>	<p>8042629 24 447 223 31,5x42x7 AB SL RD FPM 8142629 55 555 805 80x98x14,7 A LD PTFE ACM 8442646 2x 55 563 374 35x48x7 A SL RD MVQ</p>





























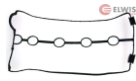






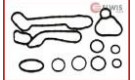

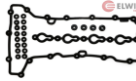
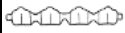


 DAEWOO CHEVROLET			9900000  9800000  9700000  9500000 		 					1600000  9000000 	A  RD B  LD AB  LD SL  WD  WD
CC	ENGINE	MODEL / YEAR									
1.4	F 14 S3 61 kW (83 PS)	KALOS 03/05→	99 - On demand 93 740 205 +96 229 145 (8x) 9842647 	0042633 96 391 434 80,5 Ø 1,3 mm 		1542614 96 181 318 	0242614 96 341 175 	0342646 96 341 176 	1920070 	9042602 96 229 145 (8x) 1642646 8x 96 229 145 5,5x10,5/16x10	8140001 96 350 161 30x42x8 SL RD NBR 8142647 96 376 569 80x98x10 A SL LD NBR 8442646 55 563 374 35x48x7 A SL RD MVQ
1.4	LE2 (85CUL4) LV7 74-110 kW (100-150 PS)	CRUZE Hatchback 1.4 CRUZE Saloon MALIBU 1.5 T SPARK (M400) 06/15→		0042662 12 663 440 		9142606  9142607 9142608 					
1.4	LUJ 103 kW (140 PS)	AVEO CRUZE ORLANDO TRAX 09/10→	9842698  9542663	0042697 55 562 233 74 Ø MLS 		1542678 55 573 747 	0242680 55 566 664 	0342615 55 565 348 	1920070 	9042632 09 158 057 (16x) 1642629 16x 09 158 057 5x8/11x8	8442660 90 571 925 42x55x7 A SL RD FPM 8142647 96 376 569 80x98x10 A SL LD NBR
1.4	LUU 111 kW (151 PS)	VOLT 11/11→		0042697 55 562 233 74 Ø MLS 		1542678 55 573 747 	On demand 55 573 211 	0342604 55 566 925 	1920070 	9042632 09 158 057 (16x) 1642629 16x 09 158 057 5x8/11x8	8442660 90 571 925 42x55x7 A SL RD FPM 8142647 96 376 569 80x98x10 A SL LD NBR





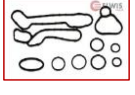
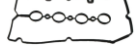
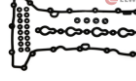




















 DAEWOO CHEVROLET			9900000 9800000 9700000 9500000						1600000 9000000	A B AB SL	RD LD WD
CC	ENGINE	MODEL / YEAR									
1.4	X 14 XE 68 kW (92 PS)		9842636  9542630  9542636 	0042649 80 Ø 1,3 mm 	7749051 90 411 826 	9142601 	0242653  0242651  0242659 849196 	0342649 	1042614  1042604 	9042601 16 - PLANNED 6x9/12x10 16x	PLANNED 26x42x8 AB SL RD FPM 8142647 96 376 569 80x98x10 A SL LD NBR 8442646 2x 55 563 374 35x48x7 A SL RD MVQ
1.4	Z 14 XE 66 kW (90 PS)		9842678  9542637 16 06 170 	0042687 79,5 Ø MLS 	7749051 90 411 826 	1542617 	0242619  0242672  0242659 849196 	0342655 	1920070 	9042601 16 - PLANNED 6x9/12x10 16x	PLANNED 26x42x8 AB SL RD FPM 8142647 96 376 569 80x98x10 A SL LD NBR 8442646 2x 55 563 374 35x48x7 A SL RD MVQ
1.5	A 15 DMS A 15 SMS 63-81 kW (86-110 PS)	LACETTI LANOS NUBIRA 04/97→	9842650 	0042615 79,3 Ø 1,95 mm 	1542614 96 181 318 	0242614 96 341 175 	0342646 96 341 176 			9042602 96 229 145 (8x) 1642646 8x 96 229 145 5,5x10,5/16x10	8442646 55 563 374 35x48x7 A SL RD MVQ






















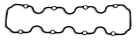














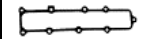


 DAEWOO CHEVROLET			9900000  9800000  9700000  9500000 		 					1600000  9000000 	A  RD B  LD AB  LD SL  LD  WD  WD
CC	ENGINE	MODEL / YEAR									
1.5	A 15 MF 65-66 kW (88-90 PS)	ESPERO NEXIA 10/93-06/99	99 - On demand 98 - On demand	0021012 96 391 433 78 Ø 	7542646 1334727 	9121012 96144620  1521012 7700743952 	0221013 96 352 947 	On demand 		9021001 96 840 122 (16x) 1621012 16x 96 840 122	8140001 SL RD NBR 30x42x8 SL RD MVQ 8142647 80x98x10 A SL LD NBR On demand 42x56x7 A SL RD MVQ
1.5	F 15 S3 LX6 62 kW (131 PS)	AVEO 05/05→	99 - On demand 93 740 204 +96 229 145 (8x)	0021012 96 391 433 78 Ø 		1542614 96 181 318 	0242614 96 341 175 	0342646 96 341 176 	1920070 	9042602 96 229 145 (8x) 1642646 8x 96 229 145 5,5x10,5/16x10	8140001 96 350 161 30x42x8 SL RD NBR 8142647 96 376 569 80x98x10 A SL LD NBR 8442646 55 563 374 35x48x7 A SL RD MVQ
1.5	G 15 MF 44-55 kW (60-75 PS)	NEXIA 02/95-08/97	9942656 SP0248  98 - On demand 95 - On demand	0042633 96 391 434 80,5 Ø 1,3 mm 		1542629 	0242648 	0342646 96 341 176  3042728 	1042614 	9042602 96 229 145 (8x) 1642646 8x 96 229 145 5,5x10,5/16x10	PLANNED 26x42x8 AB SL RD FPM 8142647 96 376 569 80x98x10 A SL LD NBR 8442646 55 563 374 35x48x7 A SL RD MVQ
1.5	LFV 74-110 kW (100-150 PS)	MALIBU 1.5 T 09/15→		0042662 12 663 440 		9142607  9142608 					









































 DAEWOO CHEVROLET			9900000  9800000  9700000  9500000 		 					1600000  9000000 	A  RD B  LD AB  LD SL  WD  WD
CC	ENGINE	MODEL / YEAR									
1.5	16SV 52 kW (71 PS)	NEXIA 02/95-08/97	SP0248  98 - On demand 95 - On demand	0042633 96 391 434 80,5 Ø 1,3 mm 		1542629 	0242648 	0342646 96 341 176  3042728 	1042614 	9042602 96 229 145 (8x)	PLANNED 26x42x8 AB SL RD FPM 8142647 96 376 569 80x98x10 A SL LD NBR 8442646 55 563 374 35x48x7 A SL RD MVQ
1.6	A 16 DMS 76-78 kW (103-106 PS)	LANOS NUBIRA 05/97→	99 - On demand 93 740 209 9821013 	0021013 96 391 436 80,5 Ø 1,6 mm 	7542646 1334727 	9121013 96 351 213 +96 144 621 (2x)  1521014 96 353 002 	0221013 96 352 947 	0321013 96 378 805 	1920070 	9021001 96 840 122 (16x) 1621012 16x 96 840 122	8140001 96 350 161 30x42x8 SL RD NBR 8142647 96 376 569 80x98x10 A SL LD NBR 8026539 2x 42x56x7 A SL RD MVQ
1.6	A 16 DMS 76-78 kW (103-106 PS)	VIVANT 08/01→	99 - On demand 93 740 209 98 - On demand	0021013 96 391 436 80,5 Ø 1,6 mm 	7542646 1334727 	1521014 96 353 002  1521013 96 351 213 	On demand 4x 96 376 372 	0321013 96 378 805 	1920070 	9021001 96 840 122 (16x) 1621012 16x 96 840 122	8140001 96 350 161 30x42x8 SL RD NBR 8142647 96 376 569 80x98x10 A SL LD NBR 8026539 2x 42x56x7 A SL RD MVQ



























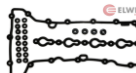












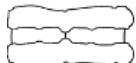



 DAEWOO CHEVROLET			<p>9900000</p>  <p>9800000</p>  <p>9700000</p>  <p>9500000</p> 							<p>1600000</p>  <p>9000000</p> 	<p>A</p>  <p>B</p>  <p>AB</p>  <p>SL</p>   <p>RD</p>  <p>LD</p>  <p>WD</p> 
CC	ENGINE	MODEL / YEAR									
1.6	C 16 SE 74 kW (100 PS)		<p>9842623</p>  <p>9842647</p>  <p>9542630</p> 	<p>0042633</p> <p>96 391 434 80,5 Ø 1,3 mm</p> 		<p>1542614</p> <p>96 181 318</p> 	<p>0242614</p> <p>96 341 175</p> 	<p>0342646</p> <p>96 341 176</p> 	<p>1042614</p> 	<p>9042602</p> <p>96 229 145 (8x)</p> <p>1642646 8x</p> <p>96 229 145 5,5x10,5/16x10</p>	<p>PLANNED</p> <p>26x42x8 AB SL RD FPM 8142647 96 376 569 80x98x10 A SL LD NBR 8442646 55 563 374 35x48x7 A SL RD MVQ</p>
1.6	C 16 XE 80 kW (109 PS)		<p>9842620</p> <p>16 06 762 +642 533 (16x)</p>  <p>9542636</p> 	<p>0042653</p> <p>80,5 Ø 1,3 mm</p> 	<p>7749051</p> <p>90 411 826</p> 	<p>9142601</p>  <p>1542653</p> <p>90501526</p>  <p>1542654</p> <p>90501525</p> 	<p>0242653</p> 	<p>0342649</p> 	<p>1042604</p> 	<p>9042601</p> <p>16 - PLANNED</p> <p>6x9/12x10 16x</p>	<p>PLANNED</p> <p>26x42x8 AB SL RD FPM 8142647 96 376 569 80x98x10 A SL LD NBR 8442646 55 563 374 35x48x7 A SL RD MVQ</p>



































 DAEWOO CHEVROLET			9900000  9800000  9700000  9500000 							1600000  9000000 	A  RD B  LD AB  LD SL  WD  WD
CC	ENGINE	MODEL / YEAR									
1.6	F 16 D3 76-80 kW (103-109 PS)	AVEO GENTRA LACETTI NUBIRA OPTRA 07/03→	99 - On demand 93 740 513 →12/05 9940002 93 742 687 01/06→ 9821004 →12/05  9821001 01/06→ 	0040001 96 378 802 80 Ø →12/05  0021030 96 963 220 80 Ø 01/06→ 		1521014 96 353 002 	0240001 4x 96 461 130 	0321013 96 378 805 	1920070 	9021001 96 840 122 (16x) 1621012 16x 96 840 122	8140001 96 350 161 30x42x8 SL RD NBR 8142647 96 376 569 80x98x10 A SL LD NBR 8026539 2x 42x56x7 A SL RD MVQ
1.6	F 16 D3 LXT 80 kW (109 PS)	CRUZE NEXIA OPTRA 06/06→	9940002 93 742 687 9821001 	0021030 96 963 220 80 Ø 		1521014 96 353 002 	0240001 4x 96 461 130 	0321013 96 378 805 	1920070 	9021001 96 840 122 (16x) 1621012 16x 96 840 122	8140001 96 350 161 30x42x8 SL RD NBR 8142647 96 376 569 80x98x10 A SL LD NBR 8026539 2x 42x56x7 A SL RD MVQ
1.6	F 16 D4 LDE 83-91 kW (113-124 PS)	AVEO CRUZE TRAX 05/09→	9842691  9542601 	0042616 55 355 578 82 Ø 0,65 mm MLS 	9442601 	1542669 55 354 237  9142605 55 354 237 + kit 	On demand 55 568 787 	0342603 12 992 396 	1920070 	9042612 24 405 819 (16x) 1642660 16x 24 405 819 5x8/23x15,5	8042629 24 447 223 31,5x42x7 AB SL RD FPM 8142629 55 555 805 80x98x14,7 A LD PTFE ACM 8442646 55 563 374 35x48x7 A SL RD MVQ

























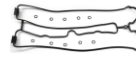




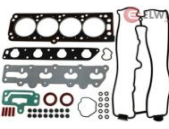



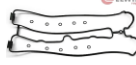
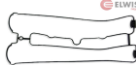





 DAEWOO CHEVROLET			9900000 9800000 9700000 9500000						1600000 9000000	A B AB SL	RD LD WD
CC	ENGINE	MODEL / YEAR									
1.6	LXV 76-80 kW (103-109 PS)	AVEO CRUZE 09/03→	9842691  9542601 	0042616 55 355 578 82 Ø 0,65 mm MLS 	9442601 	1542669 55 354 237  9142605 55 354 237 + kit 	0242632 55 564 974 	0342603 12 992 396 	1920070 	9042612 24 405 819 (16x) 1642660 16x 24 405 819 5x8/23x15,5	8042629 24 447 223 31,5x42x7 AB SL RD FPM 8142629 55 555 805 80x98x14,7 A LD PTFE ACM 8442646 2x 55 563 374 35x48x7 A SL RD MVQ
1.6	X 16 XE 75 kW (102 PS)	CORSA 08/97-07/02	98 - On demand 9542636 	0042653 80,5 Ø 1,3 mm 	7749051 90 411 826 	9142601  1542653 90501526  1542654 90501525 	0242653  0242651 	0342649 	1042604 	9042601 16 - PLANNED 6x9/12x10 16x	PLANNED 26x42x8 AB SL RD FPM 8142647 96 376 569 80x98x10 A SL LD NBR 8442646 2x 55 563 374 35x48x7 A SL RD MVQ
1.6	Z 16 SE 62 kW (84 PS)	CORSA 08/01→	9842692  95 - On demand 	0042689 80 Ø MLS 		1542614 96 181 318 	0242673 	0342660 	1920070 	9042602 96 229 145 (8x) 1642646 8x 96 229 145 5,5x10,5/16x10	PLANNED 26x42x8 AB SL RD FPM 8142647 96 376 569 80x98x10 A SL LD NBR 8442646 2x 55 563 374 35x48x7 A SL RD MVQ




















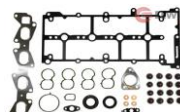
















 DAEWOO CHEVROLET			9900000  9800000  9700000  9500000 		 					1600000  9000000 	A  RD B  LD AB  LD SL  MVQ  WD
CC	ENGINE	MODEL / YEAR									
1.6	16 LZ2 55 kW (75 PS)		9942603	0042632 82 Ø 1,3 mm 	6142746 99220436 	1542621 	0242645 	0342628 	1042615 	9042602 96 229 145 (8x) 1642646 8x 96 229 145 5,5x10,5/16x10	8042628 90 183 572 31x50x8 A SL RD FPM 8142631 90 354 378 90x104x11 AB SL LD MVQ 8442646 55 563 374 35x48x7 A SL RD MVQ
1.7 D I E S E L	A 17 DTE LUD 81-96 kW (110-131 PS)	CRUZE D CRUZE TD TRAX TD 01/12→	9742667  9542617	0042606* 1U MLS 0042627* 2U MLS 0042652 3U MLS 		1542667  1542601 56 38 612 	0242604 	0342617 2x 849 339 	1920070 	9042601 16 - PLANNED 6x9/12x10 16x	On demand 40x52x6 A SL RD FPM On demand 87x100x8,5 A SL LD FPM 8442632 38x50x8 A SL RD MVQ
1.7 D I E S E L	Y 17 DT Y 17 DTL 44-55 kW (60-75 PS)	COMBO D CORSA D CORSA DTI 08/00→	9742612  95 - On demand	0042613 80 Ø MLS 1,45 mm 1U 0042602 80 Ø MLS 1,5 mm 2U 0042683 80 Ø MLS 1,55 mm 3U 		1542609 607 492 	On demand  On demand 	PLANNED 	1920070 	9042601 16 - PLANNED 6x9/12x10 16x	On demand 40x52x6 A SL RD FPM On demand 87x100x8,5 A SL LD FPM 8442632 38x50x8 A SL RD MVQ






















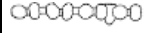




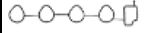



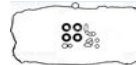

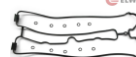





 DAEWOO CHEVROLET			9900000  9800000  9700000  9500000 		 					1600000  9000000 	A  RD B  LD AB  LD SL  WD  WD
CC	ENGINE	MODEL / YEAR									
1.8	C 18 LE <i>66-70 kW (90-95 PS)</i>	ESPERO LACETTI LEGANZA NUBIRA 02/95→	9842670  95 - On demand	0042618 86,3 Ø 1,3 mm 		1542647 	0242645 	0342628  3042728 	1042610 	9042602 96 229 145 (8x) 1642646 8x 96 229 145 5,5x10,5/16x10	8042628 90 183 572 31x50x8 A SL RD FPM 8142631 90 354 378 90x104x11 AB SL LD MVQ 8442646 55 563 374 35x48x7 A SL RD MVQ
1.8	C 18 NE <i>81 kW (110 PS)</i>	ASTRA 09/98→	98 - On demand 95 - On demand	0042618 86,3 Ø 1,3 mm 	6142746 99220436 	1542647 	0242649 	0342628  3042728 	1042610 	9042602 96 229 145 (8x) 1642646 8x 96 229 145 5,5x10,5/16x10	8042628 90 183 572 31x50x8 A SL RD FPM 8142631 90 354 378 90x104x11 AB SL LD MVQ 8442646 55 563 374 35x48x7 A SL RD MVQ
1.8	F 18 D3 <i>89 kW (121 PS)</i>	LACETTI NUBIRA 08/05→	98 - On demand 92 066 550 +90 411 937 9542607 92 061 971 	0042656 90 411 937 83 Ø 1,3 mm 	7749051 90 411 826 	9142655 90 501 944 +90 411 826 (10x) 1542655 90 501 944 	0242655 90 412 459 	0342611 92 063 157 	1920070 	90 - PLANNED 12 855 396 (16x) 1642657 16x 12 855 396 5x8,5/10x11	8042628 90 183 572 31x50x8 A SL RD FPM 8142631 90 354 378 90x104x11 AB SL LD MVQ 8442646 2x 55 563 374 35x48x7 A SL RD MVQ






























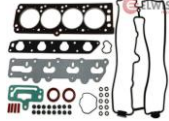









 DAEWOO CHEVROLET			9900000  9800000  9700000  9500000 		 		 	 		1600000  9000000 	A  RD B  LD AB  LD SL  WD  WD
CC	ENGINE	MODEL / YEAR									
1.8	F 18 D4 Z 18 XER 2HO 103-104 kW (140-141 PS)	AVEO LPG CRUZE CRUZE LPG ORLANDO LPG 05/09→	9842601  9542601 	0042616 55 355 578 82 Ø 0,65 mm MLS 	9442601 	1542669 55 354 237  9142605 55 354 237 + kit 	9442603 93 185 729 	0342603 12 992 396 	1920070 	9042612 24 405 819 (16x) 1642660 16x 24 405 819 5x8/23x15,5	8042629 24 447 223 31,5x42x7 AB SL RD FPM 8142629 55 555 805 80x98x14,7 A LD PTFE ACM 8442646 55 563 374 35x48x7 A SL RD MVQ
1.8	S 18 NV 74 kW (101 PS)	PRINCE SUPER SALOON 08/90-08/97	9842670  95 - On demand	0042618 86,3 Ø 1,3 mm 		1542647 	0242645 	0342628  3042728 	1042610 	9042602 96 229 145 (8x) 1642646 8x 96 229 145 5,5x10,5/16x10	8042628 90 183 572 31x50x8 A SL RD FPM 8142631 90 354 378 90x104x11 AB SL LD MVQ 8442646 55 563 374 35x48x7 A SL RD MVQ 8142641 55x70,1x8 AB LD NBR
1.8	T 18 SED 89-90 kW (121-122 PS)	LACETTI NUBIRA OPTRA 08/03→	99 - On demand 93 742 703 9842637 1606769 	0040003 96 414 576 83 Ø MLS 		PLANNED 96 414 596 	On demand 96 414 577 	On demand 96 414 578 	1920070 	90 - PLANNED 12 855 396 (16x) 1642657 16x 12 855 396 5x8,5/10x11	8140001 96 350 161 30x42x8 SL RD NBR 8142647 96 376 569 80x98x10 A SL LD NBR 8442646 2x 55 563 374 35x48x7 A SL RD MVQ



















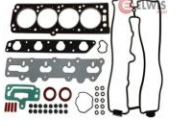

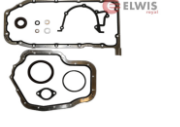















 DAEWOO CHEVROLET			9900000  9800000  9700000  9500000 							1600000  9000000 	A  RD B  LD AB  LD SL  WD  WD
CC	ENGINE	MODEL / YEAR									
1.8	Z 18 XE 90-92 kW (122-125 PS)	NIVA VIVA ZAFIRA 07/00-12/09	9842639   9849076 9117672	0040003 96 414 576 83 Ø MLS 		1542623 	0242629 	0342658 	1920070 	9042632 09 158 057 (16x) 1642629 16x 09 158 057 5x8/11x8	8042629 24 447 223 31,5x42x7 AB SL RD FPM 8142647 96 376 569 80x98x10 A SL LD NBR 8442646 2x 55 563 374 35x48x7 A SL RD MVQ
2.0	C 20 LE C 20 NE 72-85 kW (98-116 PS)	ASTRA ESPERO LEMANS PRINCE VECTRA ZAFIRA 09/90→	9842666   9842608  95 - On demand	0042648 87,5 Ø 1,3 mm 		1542647 	0242649 	0342628  3042728 	1042610 	9042602 96 229 145 (8x) 1642646 8x 96 229 145 5,5x10,5/16x10	8042628 90 183 572 31x50x8 A SL RD FPM 8142631 90 354 378 90x104x11 AB SL LD MVQ 8442646 55 563 374 35x48x7 A SL RD MVQ 8142641 55x70,1x8 AB LD NBR


























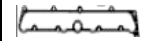














 DAEWOO CHEVROLET			<p>9900000 </p> <p>9800000 </p> <p>9700000 </p> <p>9500000 </p>							<p>1600000 </p> <p>9000000 </p>	<p>A </p> <p>B </p> <p>AB </p> <p>SL </p> <p></p>	<p>RD </p> <p>LD </p> <p>WD </p>
CC	ENGINE	MODEL / YEAR										
2.0	C 20 SED 81-94 kW (110-128 PS)	EPICA LACETTI NUBIRA 06/99-12/06	<p>98 - On demand 93 742 408 +92 067 765</p> <p>9542607 92 061 971</p> 	<p>0042654 92 067 765 87 Ø 1,3 mm</p> 	<p>6142632 1338850</p> 	<p>9142655 90 501 944 +90 411 826 (10x)</p>  <p>1542655 90 501 944</p> 	<p>0242655 90 412 459</p> 	<p>0342611 92 063 157</p> 	<p>1920070</p> 	<p>90 - PLANNED 12 855 396 (16x) 1642657 16x 12 855 396 5x8,5/10x11</p>	<p>8042628 90 183 572 31x50x8 A SL RD FPM 8142631 90 354 378 90x104x11 AB SL LD MVQ 8442646 2x 55 563 374 35x48x7 A SL RD MVQ</p>	
2.0	C 20 SEL 100 kW (136 PS)	ASTRA VECTRA ZAFIRA 03/96→	<p>9842638</p>  <p>9842687</p>  <p>9542639</p> 	<p>0042654 92 067 765 87 Ø 1,3 mm</p> 		<p>9142655 90 501 944 +90 411 826 (10x)</p>  <p>1542655 90 501 944</p> 	<p>0242655 90 412 459</p> 	<p>0342654</p>  <p>3042728</p> 	<p>1042622 55 354 477</p>  <p>1042623</p> 	<p>9042601 16 - PLANNED 6x9/12x10 16x</p>	<p>8042628 90 183 572 31x50x8 A SL RD FPM 8142631 90 354 378 90x104x11 AB SL LD MVQ 8442646 2x 55 563 374 35x48x7 A SL RD MVQ</p>	
































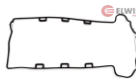





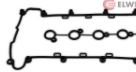


 DAEWOO CHEVROLET			9900000  9800000  9700000  9500000 		 					1600000  9000000 	A  RD B  LD AB  LD SL  WD  WD
CC	ENGINE	MODEL / YEAR									
2.0	LBS	MALIBU D	9942670 9742699 + 9542603 9742699  9542603 	0042658* 84 Ø MLS 0,95 mm 0042684* 84 Ø MLS 1,05 mm 1U 0042659 84 Ø MLS 1,15 mm 2U 		1525104 	9425188 	PLANNED 	1920070 	9042630 55 183 812 (16x) 1642602 16x 55 183 812 5x10/23,5x15,5	8425103 31x41x7 AB SL RD FPM 8442661  8442602 30x50x7 AW SL RD FPM
2.0	LMN			0042679* 96 440 163 1,1 mm 1U MLS 0042670* 96 440 164 1,2 mm 2U MLS 0042699 96 440 165 1,3 mm 3U MLS 		1542673 96 440 309 	On demand 96 440 379 	0340004 96 440 364 	1920070 	90 - On demand 96 440 146 (16x) On demand 16x 96 440 146 5x8,5/3x16,5	8015403 96 440 222 32x45x6 A SL RD ACM On demand 25 183 982 98x114x8 A SL LD FPM On demand 36x50x8 A SL LD MVQ
2.0	LNF			0042685 87 Ø MLS 0,64 mm 			On demand 	On demand 12 622 668 	1920070 	9042635 90 537 241 (16x) 1649082 16x 90 537 241 6x10/25x16	On demand 12 591 866 90x104x11 A SL LD










































 DAEWOO CHEVROLET			9900000  9800000  9700000  9500000 		 					1600000  9000000 	A  RD B  LD AB  LD SL  WD  WD
CC	ENGINE	MODEL / YEAR									
2.0	LNP <i>120 kW (163 PS)</i>	CRUZE 08/10→	9742605* 95 - On demand	0042634 25 190 137 87 Ø MLS 1,05 mm 1U 0042635 25 190 138 87 Ø MLS 1,15 mm 2U 0042647 25 190 139 87 Ø MLS 1,25 mm 3U 		On demand 25 186 594 	On demand 96 868 320 	On demand 96 868 298 	1920070 	9042630 55 183 812 (16x) 1642602 16x 55 183 812 5x10/23,5x15,5	On demand 96 868 128 50x65x8 A SL RD PTFE On demand 96 868 243 98x114x8 A SL LD PTFE
2.0	LQ5 <i>64-67 kW (87-91 PS)</i>		99 - PLANNED 93 740 055 +94 535 484 (8x)	On demand 87,5 Ø MLS 1,2 mm 		1521011 96 325 175 	On demand 96 571 108 	0340005 96 325 689 	1920070 	90 - On demand 94 535 484 (8x) On demand 8x 94 535 484	8442603 94 535 472 32x47x6 A SL RD MVQ 8452005* 94 535 475 60x80x8 A SL LD MVQ 8442603 94 535 472 32x47x6 A SL RD MVQ
2.0	LTG <i>188-205 kW (253-275 PS)</i>	CAMARO 2.0 Turbo MALIBU EQUINOX 09/12→		0042660 12 629 404 88 Ø MLS 1,10 mm 		9142624 					
2.0	LU2 <i>147 kW (200 PS)</i>		98 - On demand 95 - On demand	On demand 96 370 861 76,2 Ø 		9142655 90 501 944 +90 411 826 (10x)  1542655 90 501 944 	0242655 90 412 459 	On demand 	1042622 55 354 477  1042623 	9042601 16 - PLANNED 6x9/12x10 16x	8042628 90 183 572 31x50x8 A SL RD FPM 8142631 90 354 378 90x104x11 AB SL LD MVQ 8442646 55 563 374 35x48x7 A SL RD MVQ




















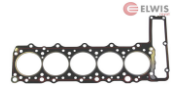














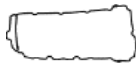


 DAEWOO CHEVROLET			9900000  9800000  9700000  9500000 		 		 	 		1600000  9000000   	A  RD B  LD AB  LD SL  WD  WD
CC	ENGINE	MODEL / YEAR									
2.0	X 20 D1 105 kW (144 PS)	EPICA 06/06→	99 - On demand 93 740 211	0042654 92 067 765 87 Ø 1,3 mm 		On demand 96 307 727 	On demand 6x 96 307 801 	On demand 96 493 410 Cyl. 1,2,3  On demand 96 493 411 Cyl. 4,5,6 	1920070 	90 - On demand 96 307 714 (24X) On demand 24x 96 307 714	8455546 96 307 764 45x65x7 A SL RD FPM 8144211 96 521 516 85x105x8 A SL LD MVQ
2.0	X 20 SED Z 20 L 89-98 kW (121-133 PS)	EVANDA LACETTI LEGANZA NUBIRA VIVANT 04/97→	9842638  9842687  9542639 	0042654 92 067 765 87 Ø 1,3 mm 		9142655 90 501 944 +90 411 826 (10x)  1542655 90 501 944 	0242655 90 412 459 	0342654 	1042622 55 354 477  1042623 	9042601 16 - PLANNED 6x9/12x10 16x	8042628 90 183 572 31x50x8 A SL RD FPM 8142631 90 354 378 90x104x11 AB SL LD MVQ 8442646 55 563 374 35x48x7 A SL RD MVQ

 DAEWOO CHEVROLET			9900000  9800000  9700000  9500000 							1600000  9000000 	A  RD B  LD AB  LD SL  WD  WD
CC	ENGINE	MODEL / YEAR									
2.0	X 20 XEV 94 kW (128 PS)	ASTRA 03/99-07/02	9842638  9842687  9542639 	0042654 92 067 765 87 Ø 1,3 mm 		9142655 90 501 944 +90 411 826 (10x)  1542655 90 501 944 	0242655 90 412 459 	0342610  3042728 	1042622 55 354 477 	9042601 16 - PLANNED 6x9/12x10 16x	8042628 90 183 572 31x50x8 A SL RD FPM 8142631 90 354 378 90x104x11 AB SL LD MVQ 8442646 55 563 374 35x48x7 A SL RD MVQ
2.0	Y 20 DTH 74 kW (101 PS)	ASTRA DTI →2H999999 22-28999999 08/02→	9742661  9542620 	0042668 85,5 Ø MLS 1,3 mm 1U 0042667 85,5 Ø MLS 1,4 mm 2U 0042665* 85,5 Ø MLS 1,5 mm 3U 		1542622 	0242620  0242621 	0342624 	1042652 	9042601 16 - PLANNED 6x9/12x10 16x	On demand 55x68x8 A SL RD FPM On demand 99x114x11 A LD ACM FPM

 DAEWOO CHEVROLET			99000000  98000000  97000000  95000000 		 					16000000  90000000   	A  RD B  LD AB  LD SL  WD  WD
CC	ENGINE	MODEL / YEAR									
2.0	Y 20 DTH 74 kW (101 PS)	ASTRA DTI 3H000001 32-38000001→ 08/02→	9742661  9542620 	0042668 85,5 Ø MLS 1,3 mm 1U 0042667 85,5 Ø MLS 1,4 mm 2U 0042665* 85,5 Ø MLS 1,5 mm 3U		1542622 	0242620  0242625 	0342624 	1042652 	9042601 16 - PLANNED 6x9/12x10 16x	On demand 55x68x8 A SL RD FPM On demand 99x114x11 A LD ACM FPM
2.0	Z 20 DM Z 20 DMH Z 20 S 89-110 kW (121-150 PS)	CAPTIVA D CRUZE CDI EPICA D LACETTI D NUBIRA D 01/05→	99 - On demand	0042679* 96 440 163 1,1 mm 1U MLS 0042670* 96 440 164 1,2 mm 2U MLS 0042699 96 440 165 1,3 mm 3U MLS 		1542673 96 440 309 	On demand 96 440 379 	0340004 96 440 364 	1920070 	90 - On demand 96 440 146 (16x) On demand 16x 96 440 146 5x8,5/3x16,5	8015403 96 440 222 32x45x6 A SL RD ACM On demand 25 183 982 98x114x8 A SL LD FPM On demand 96 440 161 36x50x8 A SL RD NBR
2.0	20 NEJ 81 kW (110 PS)	VECTRA 03/96-12/05	98 - On demand	0042648 87,5 Ø 1,3 mm 		1542621 	0242649 	0342628  3042728 	1042622 55 354 477  1042623 	9042602 96 229 145 (8x) 1642646 8x 96 229 145 5,5x10,5/16x10	8042628 90 183 572 31x50x8 A SL RD FPM 8142631 90 354 378 90x104x11 AB SL LD MVQ 8442646 55 563 374 35x48x7 A SL RD MVQ

 DAEWOO CHEVROLET			9900000  9800000  9700000  9500000 		 					1600000  9000000 	A  RD B  LD AB  LD SL  WD  WD
CC	ENGINE	MODEL / YEAR									
2.2	T 22 SED 100 kW (136 PS)	LEGANZA 04/99-12/02	98 - On demand 93 742 408 +92 067 765 9542607 92 061 971 	0042654 92 067 765 87 Ø 1,3 mm 		9142655 90 501 944 +90 411 826 (10x)  1542655 90 501 944 	0242655 90 412 459 	0342611 92 063 157 	1042622 55 354 477 	90 - PLANNED 12 855 396 (16x) 1642657 16x 12 855 396 5x8,5/10x11	8042628 90 183 572 31x50x8 A SL RD FPM 8142631 90 354 378 90x104x11 AB SL LD MVQ 8442646 55 563 374 35x48x7 A SL RD MVQ
2.2	Z 22 SE 108 kW (147 PS)	VECTRA 04/02-04/04	98 - On demand 9542621 	0049082 56 07 474 87 Ø 0,5 mm MLS 	7042670 71739309 	9142665  1542674  1542665 607 494 	9442682 850 516 	0342618 	1920070 	9042635 90 537 241 (16x) 1649082 16x 90 537 241 6x10/25x16	8442660 90 571 925 42x55x7 A SL RD FPM 8142631 90 354 378 90x104x11 AB SL LD MVQ
2.2	Z 22 YH 110-114 kW (150-155 PS)	VECTRA ZAFIRA 01/05→	98 - On demand 9542621 	0042650 MLS 		1542674 		0342618 	1920070 	9042635 90 537 241 (16x) 1649082 16x 90 537 241 6x10/25x16	8442660 90 571 925 42x55x7 A SL RD FPM 8142631 90 354 378 90x104x11 AB SL LD MVQ

 DAEWOO CHEVROLET			9900000  9800000  9700000  9500000 							1600000  9000000 	A  RD B  LD AB  LD SL  WD  WD
CC	ENGINE	MODEL / YEAR									
2.3	M 111.970 103 kW (140 PS)	MUSSO 01/99→	98 - On demand  95 - On demand	0022031 92 Ø 1,75 mm 		9122014  1522014 111 016 02 21 	0222051 2x 	0322014 	PLANNED 	9022050 1622014 16x 7x9,5/13,5x8,5	8422004 45x67x8 A SL RD NBR 8422003 93x114x13 A SL LD FPM
2.4	A 24 XE LE5 LE9 123-128 kW (167-174 PS)	CAPTIVA HHR MALIBU 01/06→	99 - On demand 95 - On demand	0042696* 12 597 769 90 Ø MLS 	7042670 71739309 	9140015 12 598 014 	On demand 24 455 112 (4x)  On demand 12 575 851 	On demand 12 622 668 	1920070 	9042635 90 537 241 (16x) 1649082 16x 90 537 241 6x10/25x16	8442660 90 571 925 42x55x7 A SL RD FPM On demand 12 591 866 90x104x11 A SL LD
2.4	Z 24 SED 100 kW (136 PS)	CAPTIVA 11/05→	98 - On demand 95 - On demand	0042601 99303938 1,2 mm MLS 							
2.8	Z 28 NET 184-188 kW (250-256 PS)	VECTRA 11/05→	98 - On demand R 98 - On demand L	On demand R MLS  On demand L MLS 		1549073  1549072 	On demand Eng.→61999999 On demand Eng.71000001→ PLANNED 2x 	On demand 2x 	1920070 	90 - On deman 2x On demand 24x 4,5x11,5/27,5x20	On demand 50x70x11 AB SL RD PTFE On demand 173x228x11,6 A SL LD LD PTFE 

 DAEWOO CHEVROLET			9900000  9800000  9700000  9500000 							1600000  9000000 	A  RD B  LD AB  LD SL  WD  WD
CC	ENGINE	MODEL / YEAR									
D I E S E L	2.9 MB-OM 60 29TD 88 kW (120 PS)	KORANDO TD MUSSO TD 01/99→	98 - On demand  95 - On demand	0022027 90,5 Ø 1,7 mm PLANNED 90,5 Ø 2 mm 		1522012 	0222012 	0322012 	1022013 	90 - PLANNED 1622016* 5x 8x11,5/15,5x10,5 On demand 5x 7x11,5/15,5x10,5	8422005 45x67x8 A SL RD PTFE 8422001 
	2.9 MB-OM 662 72-73 kW (98-99 PS)	KORANDO D MUSSO D 01/99→	98 - On demand  95 - On demand	0022027 90,5 Ø 1,7 mm PLANNED 90,5 Ø 2 mm 		1522012 	0222012 	0322012 	On demand 	90 - PLANNED 1622016* 5x 8x11,5/15,5x10,5 On demand 5x 7x11,5/15,5x10,5	8422005 45x67x8 A SL RD PTFE 8422003 93x114x13 A SL LD FPM
	3.0 A 30 XH 190 kW (258 PS)	CAPTIVA 01/10→			0042637 R MLS  0042636 L MLS 		On demand  On demand 		On demand 2x 	1920070 	90 - On demand 2x On demand 24x 4,5x11,5/27,5x20