















































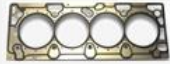





















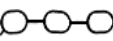












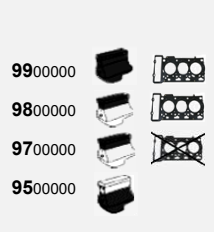































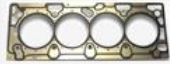



















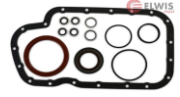







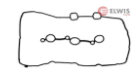








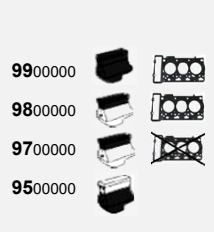






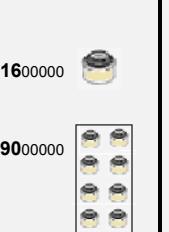
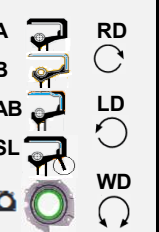



















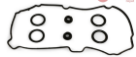












CITROEN 			<p>9900000 </p> <p>9800000 </p> <p>9700000 </p> <p>9500000 </p>							<p>1600000 </p> <p>90000000 </p> <p></p> <p></p>	<p>A </p> <p>B </p> <p>AB </p> <p>SL </p> <p></p>	<p>RD </p> <p>LD </p> <p>WD </p>
CC	ENGINE	MODEL / YEAR										
1.0	CDY (TU9M) CDZ (TU9M) C1A C3A 30-37 kW (41-50 PS)	AX 10 SAXO 07/86-06/03	<p>97 - PLANNED 0197.J0</p> <p>9844212 0197.H8 +0209.89</p> <p></p> <p>9544211</p>	<p>0044218 0209.89 73,5 Ø 1,3 mm</p> <p></p> <p>0044217 00209.90 1,47 mm</p> <p></p>		<p>1544212 0249.54</p> <p></p>	<p>0244204 2x</p> <p></p>	<p>0344212 2x 0349.A6</p> <p></p> <p>3020338  1709.10</p> <p></p>	<p>1920070</p> <p></p>	<p>9056003 0956.19 (8x) 1656010 8x 0956.19 7x10/13,5x10</p>	<p>8044221 0514.38 42x66x6 A SL RD MVQ 8144211 0514.74 85x105x8 A SL LD MVQ 8444217 0236.21 36x50x8 A RD FPM</p>	
1.0	CFA (384F) CFB (1KR) 50 kW (68 PS)	C1 (PM_, PN_) 1.0 06/05-09/14					<p>0244226 16 089 478 80</p> <p></p> <p>0244207 16 115 509 80 04-2014 -></p> <p></p>					
1.0	N3 53 kW (72 PS)			<p>0044260 16 811 294 80 MLS 71 Ø 0,72 mm</p> <p></p>								
1.0	TU9 33 kW (45 PS)	C15 09/84-12/97	<p>9844212 0197.H8 +0209.89</p> <p></p> <p>9744212 0197.H8</p> <p></p> <p>9544211</p>	<p>0044218 0209.89 73,5 Ø 1,3 mm</p> <p></p> <p>0044217 00209.90 1,47 mm</p> <p></p>		<p>1544212 0249.54</p> <p></p>	<p>0244204 2x</p> <p></p>	<p>0344212 2x 0349.A6</p> <p></p>	<p>1920070</p> <p></p>	<p>9056003 0956.19 (8x) 1656010 8x 0956.19 7x10/13,5x10</p>	<p>8044221 0514.38 42x66x6 A SL RD MVQ 845524 85x105x11 A SL LD FPM 8044210 0236.44 36x50x7 A SL RD FPM</p>	

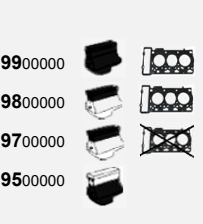


























CITROEN 			9900000  9800000  9700000  9500000 		 		 	 		1600000  9000000 	A  RD B  LD AB  LD SL  WD  WD
CC	ENGINE	MODEL / YEAR									
1.0	T3 96 kW (130 PS)	BASALT TURBO C3 AIRCROSS 11/23→		0025117 46340622 71 Ø MLS 							
1.0	ZMZ (EBO) ZMZ (EB0F) 50 kW (68 PS)	C3 II VTi 68 08/12→	9844216 9544220	0044201 96 761 487 80 72,5 Ø MLS 0,70 mm 				0344260 96 880 312 80 			
1.0	1KR-FE 50-51 kW (68-69 PS)	C1 06/05→	99 - PLANNED 0197.AF 9852855 0197.AG 	0044226 0209.EC 72 Ø MLS 0,5 mm On demand 72 Ø MLS 0,8 mm 		1552855 0249.C9 	0244226 0348.S4 	0344226 0349.L1 	1920070 	90 - PLANNED 0956.54 (6x) +0956.55 (6x)	PLANNED 0321.97 38x50x6 A SL RD NBR PLANNED 6822.X0 74x89x8,5 A SL LD MVQ
1.1	HAZ (TU1CP) HDZ (TU1M+) H1A H1B 40-44 kW (54-60 PS)	AX 11 BX 11 C15 - ZX 09/86-12/97 9744212 0197.H8 	9844210  9844201 0197.H8 +0209.CJ  9544214*	0044219 0209.CJ 76 Ø 1,3 mm 0044220 0209.W7 76 Ø 1,5 mm 		1544212 0249.54 	0244204 2x 	0344212 2x 0349.A6  3020338  1709.10 	1044211 	9056003 0956.19 (8x) 1656010 8x 0956.19 7x10/13,5x10	8044221 0514.38 42x66x6 A SL RD MVQ 8144211 0514.74 85x105x8 A SL LD MVQ 8444217 0236.21 36x50x8 A RD FPM

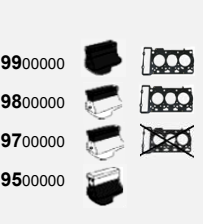













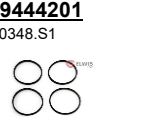










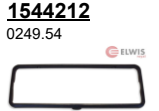



CITROEN																				
CC	ENGINE	MODEL / YEAR																		
1.1	HDZ (TU1M+) 40 kW (54 PS)	SAXO 05/96-09/03	97 - PLANNED 0197.J0 9844212 0197.H8 +0209.89  9544211 		0044218 0209.89 73,5 Ø 1,3 mm  0044217 00209.90 1,47 mm 				1544212 0249.54 		0244204 2x 		0344212 2x 0349.A6  3020338  1709.10 				9056003 0956.19 (8x) 1656010 8x 0956.19 7x10/13,5x10		8044221 0514.38 42x66x6 A SL RD MVQ 8144211 0514.74 85x105x8 A SL LD MVQ 8444217 0236.21 36x50x8 A RD FPM	
1.1	HDZ (TU1M+) 40-44 kW (54-60 PS)	BERLINGO C15 SAXO 08/88→	97 - PLANNED 0197.J0 9844201 0197.H8 +0209.CJ  9844210  9544214*		0044219 0209.CJ 76 Ø 1,3 mm 0044220 0209.W7 76 Ø 1,5 mm 				1544212 0249.54 		0244204 2x 		0344212 2x 0349.A6  3020338  1709.10 		1044211 		9056003 0956.19 (8x) 1656010 8x 0956.19 7x10/13,5x10		8044221 0514.38 42x66x6 A SL RD MVQ 8144211 0514.74 85x105x8 A SL LD MVQ 8444217 0236.21 36x50x8 A RD FPM	












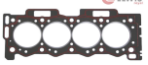
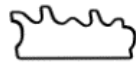


CITROEN 			9900000  9800000  9700000  9500000 		 		 	 		1600000  9000000   	A  RD B  LD AB  LD SL  LD  WD  WD
CC	ENGINE	MODEL / YEAR									
1.1	HFX (TU1JP) 44 kW (60 PS)	BERLINGO C2 C3 SAXO 05/96→	9844255  9544209 	0044275 0209.Y0 73,5 Ø 1,25 mm 0044265 0209.Y1 73,5 Ø 1,47 mm 		1544212 0249.54 	0244255 4x 0342.E0 	0344219* 0349.J6  0344255 0349.K1  3044217 1709.25 	1044211 	9056003 0956.19 (8x) 1656010 8x 0956.19 7x10/13,5x10	8044221 0514.38 42x66x6 A SL RD MVQ 8144211 0514.74 85x105x8 A SL LD MVQ 8044210 0236.44 36x50x7 A SL RD FPM
1.2	HMM (EB2FAD) HMR (EB2FA) 50-61 kW (68-83 PS)	C-ELYSEE (DD_) 1.2 C3 / C3 ORIGIN III C3 AIRCROSS II C3 III Van PureTech 07/16→	9844215 9544221			9144261 98 171 292 80 					
1.2	HMP (EB2FB) HMP (EB2B) HMU (EB2D) HMY (EB2M) HMZ (EB2F) 55 kW (82 PS)	C-Elisée 1.2 Vti 72 C-Elisée 1.2 Vti 82 C1 - 1.2 Vti 82 C3 - 1.2 Vti 82 C3 - 1.2 Vti 68 C4 Cactus - 1.2 Vti 82 DS3 - 1.2 Vti 82 11/12→	99 - On demand 9844268  95 - On demand	0044234 96 761 486 80 76,5 Ø 0,7 mm MLS 		9144210 96 778 553 80 	9444202 16 087 337 80 	0344260 96 880 312 80 	1920070 	90 - On demand 16 112 897 80 1644201 12x SU001-01188	8444213 16 140 859 80 61x75x8 A SL RD PTFE/ACM 8144218 16 111 874 80 
1.2	HNE (EB2ADTD) HNJ (EB2ADTXM) HNK (EB2ADTD) HNN (EB2ADTX) HNP (EB2ADT) HNS (EB2ADTS) HPY (EB2LTDH2) 74-96 kW (101-131 PS)	C3 III C4 CACTUS C4 III Pure Tech 100 C4 X Pure Tech 100 C3 Aircross C4 Spacetourer C5 X C5 Aircross 09/14→	9844213 9544205			1544254 98 176 433 80 					


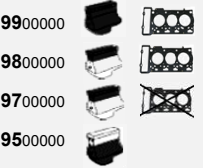






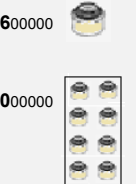











CITROEN											
CC	ENGINE	MODEL / YEAR									
1.2	HNV (EB2DTM) HNX (EB2DTS) HNY (EB2DTS) HNZ (EB2DT) 81-96 kW (110-131 PS)	BERLINGO MULTISPACE C3 AIRCROSS II C3 II C3 III C3 III Van C3 PICASSO THP 110 C4 CACTUS PureTech C4 CACTUS 1.2 THP 110 C4 CACTUS Van C4 GRAND PICASSO C4 II (B7) 1.2 THP 130 C4 SPACETOURER DS3 1.2 THP 110 DS4 (NX_) 1.2 THP 130 GRAND C4 Spacetourer 04/15→	9844214 9544217 9544222	0044229 98 046 173 80 		1544204 98 025 959 80 		0344206 98 087 728 80 			
1.3	M4A 70 kW (95 PS)	AX 13 Sport 04/87-12/88	9744212 0197.H8  9844210  9844201 0197.H8 +0209.CJ  9544214*	0044219 0209.CJ 76 Ø 1,3 mm 0044220 0209.W7 76 Ø 1,5 mm 		1544212 0249.54 		0344212 2x 0349.A6  3020338 2 1709.10 	1044211 	9056003 0956.19 (8x) 1656010 8x 0956.19 7x10/13,5x10	8044221 0514.38 42x66x6 A SL RD MVQ 8144211 0514.74 85x105x8 A SL LD MVQ 8444217 0236.21 36x50x8 A RD FPM






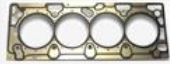























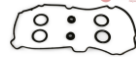




CITROEN			9900000 9800000 9700000 9500000						1600000 9000000	A B AB SL	RD LD WD
CC	ENGINE	MODEL / YEAR									
1.4 D I E S E L	DV4D DV4TD 8HX (DV4TD) 40-55 kW (54-75 PS)	C2 HDI C3 HDI C3 Pluriel HDI XSARA HDI 02/02→	9944202 0197.AV  9726502  9526503 	0026573 0209.AC 75 Ø 1,25 mm MLS 2U 0026574 0209.AE 75 Ø 1,3 mm MLS 3U 0026589 0209.AF 75 Ø 1,35 mm MLS 1U 0026596 0209.AG 75 Ø 1,4 mm MLS 4U 0026597 0209.AH 75 Ø 1,45 mm MLS 5U	7044297 1618.AW  9426510 30750024  9226502 55 355 619 	9144259 0249.F8 +0348.T8 (4x) +0348.S8 (2x)  1526511 0249.F8 	0226587 4x 0348.T8 	0326510 0349.J8 	1920070 	9026507 0956.50 (8x) 1626510 8x 0956.50 5x9,5/17,5x23	8426505 0127.42 40x55x6,4 A SL RD PTFE ACM 8056002 0127.43 85x105x8,8 A SL LD PTFE ACM 8444212 0807.30 27x47x7 A SL RD PTFE ACM
1.4	KAY (TU3CP) KDZ (TU3M/Z) K1B / F / G K1H (TU3A) K2A K2B K3A 40-62 kW (55-85 PS)	AX - AX GT - AX14 BX 14 C15 ZX 09/86→	9844210  9844201 0197.H8 +0209.CJ  9744212 0197.H8  9544214*	0044219 0209.CJ 76 Ø 1,3 mm 0044220 0209.W7 76 Ø 1,5 mm	1544212 0249.54 	0244204 2x 	0344212 2x 0349.A6  3020338 1709.10 	1044211 	9056003 0956.19 (8x) 1656010 8x 0956.19 7x10/13,5x10	8044221 0514.38 42x66x6 A SL RD MVQ 8144211 0514.74 85x105x8 A SL LD MVQ 8444217 0236.21 36x50x8 A RD FPM	






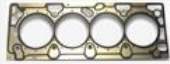













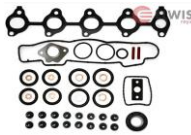














CITROEN											
CC	ENGINE	MODEL / YEAR									
1.4	KAZ KDX (TU3M/Z) KDY (TU3FM) KDY (TU3M) K2D 44-55 kW (54-75 PS)	AX 14 BX 14 C15 ZX 04/87→	9844210  97 - PLANNED 0197.J0 98 - PLANNED 0197.J0 +0209.A9 9844201 0197.H8 +0209.CJ  9744212 0197.H8  9544211  9544214*	0044280 0209.A9 76 Ø 1,2 mm  0044219 0209.CJ 76 Ø 1,3 mm 0044220 0209.W7 76 Ø 1,5 mm 		1544212 0249.54 	0244204 2x 	0344212 2x 0349.A6  3020338 2x 1709.10 	1044211 	9056003 0956.19 (8x) 1656010 8x 0956.19 7x10/13,5x10	8044221 0514.38 42x66x6 A SL RD MVQ 8144211 0514.74 85x105x8 A SL LD MVQ 8444217 0236.21 36x50x8 A RD FPM
1.4	KFT (TU3AE5) KFT (TU3A) KGE (TU3A) 54 kW (73 PS)	C3 II C3 II LPG NEMO Estate 04/09→	9844265 	0044219 0209.CJ 76 Ø 1,3 mm 0044220 0209.W7 76 Ø 1,5 mm 		1544212 0249.54 	0244255 4x 0342.E0 	0344255 0349.K1  3044201 2x 1709.33 	1920070 	9056003 0956.19 (8x) 1656010 8x 0956.19 7x10/13,5x10	8444220 0514.A3 42x66x7 A SL RD PTFE/ACM 8444214 0514.A2 85x105x8 A SL LD

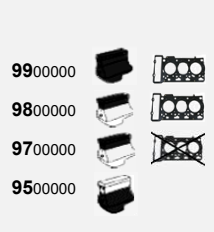



























CITROEN																				
CC	ENGINE	MODEL / YEAR																		
1.4	KFU (ET3J4) 65 kW (88-90 PS)	C2 C3 16V C4 16V 12/03→	9844256  9544206 		0044296 0209.FL 76 Ø 1,4 mm 				1544240 0249.C5  1544242 0249.C4 		9444201 0348.S1  0244201 0348.S1 		0344210 0349.L3  7144256 1709.29 		1920070 		9044224 0956.52 (16x) 1644217 16x 0956.52 5,5x10/21,5x15,5		8444220 0514.A3 42x66x7 A SL RD PTFE/ACM 8144211 0514.74 85x105x8 A SL LD MVQ 8444217 0807.32 36x50x8 A SL RD PTFE ACM 8444219 0807.33 24x50x8 A SL RD	
1.4	KFV (TU3JP) 54-60 kW (73-82 PS)	C2 C3 C3 Pluriel 02/02→	9844210  9844267  9844201 0197.H8 +0209.CJ  9744212 0197.H8  9544214* 		0044219 0209.CJ 76 Ø 1,3 mm 0044220 0209.W7 76 Ø 1,5 mm 				1544212 0249.54 		0244255 4x 0342.E0 		0344212 2x 0349.A6 		1044211 		9056003 0956.19 (8x) 1656010 8x 0956.19 7x10/13,5x10		8044221 0514.38 42x66x6 A SL RD MVQ 8144211 0514.74 85x105x8 A SL LD MVQ 8444217 0236.21 36x50x8 A RD FPM	

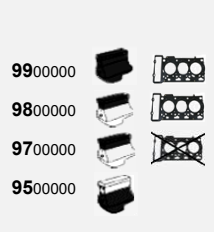






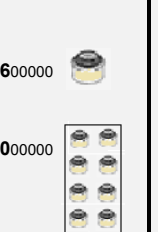























CITROEN			9900000 9800000 9700000 9500000						1600000 9000000	A B AB SL	RD LD WD
CC	ENGINE	MODEL / YEAR									
1.4	KFW (TU3JP) KFX (TU3JP) 48-55 kW (65-75 PS)	BERLINGO SAXO VTS XSARA ZX 03/91→	9844210  9844267 9844201 0197.H8 +0209.CJ  9744212 0197.H8  9544214*	0044219 0209.CJ 76 Ø 1,3 mm 0044220 0209.W7 76 Ø 1,5 mm 		1544212 0249.54 	0244255 4x 0342.E0 	0344212 2x 0349.A6  0344219* 0349.J6  0344255 0349.K1 	1044211 	9056003 0956.19 (8x) 1656010 8x 0956.19 7x10/13,5x10	8044221 0514.38 42x66x6 A SL RD MVQ 8144211 0514.74 85x105x8 A SL LD MVQ 8444217 0236.21 36x50x8 A RD FPM
1.4	K9A (TUD3) K9Y (TUD3Y) 37-38 kW (50-52 PS)	AX 14 D ZX D 09/88-12/97	97 - On demand 0197.K3 9544211 	On demand 0209.E9 76 Ø 1,8 mm 0044266 0209.N4 76 Ø 1,95 mm 		On demand 0249.76 	On demand 0349.E4 	1920070 	9056003 0956.19 (8x) 1656010 8x 0956.19 7x10/13,5x10	8044221 0514.38 42x66x6 A SL RD MVQ 8144211 0514.74 85x105x8 A SL LD MVQ 8444217 0236.21 36x50x8 A RD FPM	






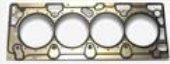



































CITROEN 											
CC	ENGINE	MODEL / YEAR									
1.4	8FS (EP3) 8FR 8FN 8FP (EP3C) 70 kW (95 PS)	C3 02/09→	<p>9815415 </p> <p>9715415 </p> <p>9815425 11 12 0 427 689 +11 12 7 570 859 + 18 40 7 563 111 </p> <p>9544215 </p>	<p>0015415 0209.EW 78 Ø 0,9 mm 0015405 0209.JA 78 Ø 1,2 mm </p>		<p>9115425 0249.F4 </p>	<p>9444215 0348.T4 (4X) </p> <p>0215415 0348.T4 </p>	<p>0315415 1723.CH </p>	<p>1920070 </p>	<p>9015416 0956.60 1615421 16x</p>	<p>8444213 0514.C8 61x75x8 A SL RD 8444214 0514.A2 85x105x8 A SL LD</p>






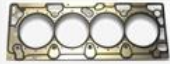































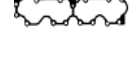



CITROEN 			9900000  9800000  9700000  9500000 							1600000  9000000 	A  RD B  LD AB  LD SL  WD  WD
CC	ENGINE	MODEL / YEAR									
1.4	8HR (DV4C) 50 kW (68 PS)	C3 HDI DS3 HDI 11/09→	99 - On demand	On demand 0209.HH 74,7 Ø 1,25 mm 4U MLS On demand 0209.HJ 74,7 Ø 1,3 mm 5U MLS On demand 0209.HK 74,7 Ø 1,35 mm 3U MLS On demand 0209.HL 74,7 Ø 1,4 mm 6U MLS On demand 0209.HN 74,7 Ø 1,45 mm 7U MLS 	9426510 30750024  9226502 55 355 619 	1526592 0249.G2 		0326548 0349.N9 	1920070 	9026507 0956.50 (8x) 1626510 8x 0956.50 5x9,5/17,5x23	8426505 0127.42 40x55x6,4 A SL RD PTFE ACM 8056002 0127.43 85x105x8,8 A SL LD PTFE ACM 8444212 0807.30 27x47x7 A SL RD PTFE ACM
1.4	8HS (DV4TED) 8HT (DV4TD) 40-50 kW (54-68 PS)	C1 HDI NEMO HDI 06/05→	9944202 0197.AV  9726502  95 - On demand	0026573 0209.AC 75 Ø 1,25 mm 2U MLS 0026574 0209.AE 75 Ø 1,3 mm 3U MLS 0026589 0209.AF 75 Ø 1,35 mm 1U MLS 0026596 0209.AG 75 Ø 1,4 mm 4U MLS 0026597 0209.AH 75 Ø 1,45 mm 5U MLS 	9426510 30750024  9226502 55 355 619 	9144259 0249.F8 +0348.T8 (4x) +0348.S8 (2x)  1526511 0249.F8 	0226587 4x 0348.T8 	0326510 0349.J8 	1920070 	9026507 0956.50 (8x) 1626510 8x 0956.50 5x9,5/17,5x23	8426505 0127.42 40x55x6,4 A SL RD PTFE ACM 8056002 0127.43 85x105x8,8 A SL LD PTFE ACM 8444212 0807.30 27x47x7 A SL RD PTFE ACM
































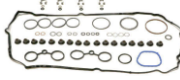















CITROEN 			9900000  9800000  9700000  9500000 							1600000  9000000 	A  RD B  LD AB  LD SL  LD SL  WD WD 
CC	ENGINE	MODEL / YEAR									
1.4	8HY (DV4TED4)	C3 HDI 16V	9726504  9526503 	On demand 0209.AJ 74,7 Ø 1,25 mm MLS On demand 0209.AK 74,7 Ø 1,3 mm MLS On demand 0209.AL 74,7 Ø 1,35 mm MLS On demand 0209.AN 74,7 Ø 1,4 mm MLS On demand 0209.AP 74,7 Ø 1,45 mm MLS 		1526512 0249.C2 	0215420 4x 0348.R5  0215419 4x 0348.R4  9426501 		1920070 	9044222 0956.51 (16x) 1626501 0956.51 16x 4,5x9/18x14	8426505 0127.42 40x55x6,4 A SL RD PTFE ACM 8056002 0127.43 85x105x8,8 A SL LD PTFE ACM 8444212 0807.30 27x47x7 A SL RD PTFE ACM
1.5	VJY (TUD5) VJZ (TUD5)	AX 15 D SAXO D XSARA D	9844217* 0197.V1 +0209.T8 95 - On demand 0197.V0 	0044282 0209.T8 78,2 Ø 1,6 mm MLS 		1520310 0249.93 			1920070 	9056003 0956.19 (8x) 1656010 8x 0956.19 7x10/13,5x10	8044221 0514.38 42x66x6 A SL RD MVQ 8144211 0514.74 85x105x8 A SL LD MVQ 8444217 0236.21 36x50x8 A RD FPM
1.5	YHR (DV5RUCd) YHV (DV5RUC) YHW (DV5RE) YHX (DV5RC) YHY (DV5RD) YHZ (DV5RC) YHS (DV5RCE)	C3 III Van BlueHdi C4 CACTUS BlueHdi C4 CACTUS Van C4 SPACETOURER C5 AIRCROSS HDi 130 GRAND C4 Spacetourer JUMPY Autobus (V_) SPACETOURER Autobus	9744262 9726505			9144205 16 235 002 80 	0226522 98 137 567 80 	0326521 98 162 672 80 		9026532 98 100 557 80 16x 1626507 16x 98 100 557 80	8126504 98 239 200 80 24,7x47x6 A SL RD PTFE













CITROEN																				
CC	ENGINE	MODEL / YEAR																		
1.6	B6D XU52C 171A 171B 171C 171D 180Z 64-85 kW (87-116 PS)	BX BX 16 VISA 16 GTI 10/82-12/94	9944206 98 - On demand 0197.H6 +0209.E1 98 - On demand 0197.H6 +0209.L3 97 - On demand 0197.H6 95 - On demand	0044223 0209.E1 84 Ø 1,3 mm  0044227 0209.L3 1,5 mm 		1544213 0249.48 	0244211 0349.91 	0344213 4x 0349.70  3044250 1721.01 	1044215 0304.34 	9056005 0956.22 (8x) 1656040 8x 0956.22 8x11/14x10	8044215 0326.12 42x62x7 A RD FPM 8144215 0127.28 90x110x7 A SL LD FPM 8444217 0236.21 36x50x8 A RD FPM									
1.6	B6E 85 kW (116 PS)	BX 01/87-01/92	9944206 98 - On demand 0197.H6 +0209.E1 98 - On demand 0197.H6 +0209.L3 97 - On demand 0197.H6 95 - On demand	0044223 0209.E1 84 Ø 1,3 mm  0044227 0209.L3 1,5 mm 		1544213 0249.48 	0244211 0349.91 	0344213 4x 0349.70 	1044215 0304.34 	9056005 0956.22 (8x) 1656040 8x 0956.22 8x11/14x10	8044215 0326.12 42x62x7 A RD FPM 8144215 0127.28 90x110x7 A SL LD FPM 8444217 0236.21 36x50x8 A RD FPM									
1.6	DGY EP6FADTXHP) DGZ (EP6FADTXHPD) 165 kW (224 PS)	C5 X Hybrid 225 C5 Aircross Hybrid 225 04/20 →	98 - On demand 9544203 	0015426 0209.ER 78 Ø 0,9 mm MLS 0015416 0209.HP 78 Ø 1,3 mm MLS 		9115427 0249.G9 	9415416 0348.S9  0215416 11 61 7 528 340 		1920070 	9015416 0956.60 1615421 16x	8444213 0514.C8 61x75x8 A SL RD 8444214 0514.A2 85x105x8 A SL LD									

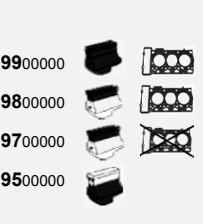



























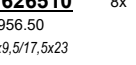
CITROEN											
CC	ENGINE	MODEL / YEAR									
1.6 D I E S E L	DV6B 9HT (DV6BTED4) 9HT (DV6BUTED4) 9HX (DV6ATED4) 9HY (DV6TED4) 9HZ (DV6TED4) 55-80 kW (75-109 PS)	BERLINGO HDI BERLINGO HDI 75 BERLINGO HDI 90 C2 HDI C3 HDI C3 HDI 16V C4 C4 HDI C4 HDI 110FAP C4 HDI 90 C5 HDI XSARA PICASSO HDI 05/04→	9726504  9526503 	0044202* 0209.CA 76 Ø 1,25 mm 4U 0044204* 0209.CC 76 Ø 1,3 mm 5U 0044205 0209.CE 76 Ø 1,35 mm 3U 0044206* 0209.CF 76 Ø 1,4 mm 4U 0044297 0209.CG 76 Ø 1,45 mm 7U 		1526512 0249.C2 	0215420 4x 0348.R5  0215419 4x 0348.R4  9426501 	0326510 0349.J8 	1920070 	9044222 0956.51 (16x) 1626501 0956.51 16x 4,5x9/18x14 	8426505 0127.42 40x55x6,4 A SL RD PTFE ACM 8056002 0127.43 85x105x8,8 A SL LD PTFE ACM 8444212 0807.30 27x47x7 A SL RD PTFE ACM
1.6 D I E S E L	NFR (TU5JP4B) NFP (EC5) 66-85 kW (90-115 PS)	BERLINGO Box C-ELISEE 1.6 Vti 115 C3 III Vti C4 II Saloon 04/08→	9544204 					3044201  1709.33			
1.6 D I E S E L	NFR (TU5JP4B) 66 kW (90 PS)	BERLINGO 04/08→ 9544204 	9844257  9844205 9544204	0044272 98 045 482 80 79,8 Ø 0,6 mm 		1544238 2x 0249.A9 	9444203 0348.Q5  0244203 0348.Q5 	0344210 0349.L3  3044217  1709.25	1044201 0304.55 	9042610 0956.40 (16x) 1642601 16x 0956.40 6x9/11,5x9,5 	8044221 0514.38 42x66x6 A SL RD MVQ 8144211 0514.74 85x105x8 A SL LD MVQ 8044230 2x 0807.24 38x50x6 A SL RD FPM



 CITROEN			<p>9900000 </p> <p>9800000 </p> <p>9700000 </p> <p>9500000 </p>		 					<p>1600000 </p> <p>9000000 </p>	<p>A </p> <p>B </p> <p>AB </p> <p>SL </p> <p></p> <p>RD </p> <p>LD </p> <p>WD </p>
CC	ENGINE	MODEL / YEAR									
1.6	<p>NFS (TU5JP4S)</p> <p>90 kW (122 PS)</p>	<p>C2 VTS</p> <p>01/05→</p>	<p>98 - On demand</p> <p>95 - On demand</p>	<p>0044272 98 045 482 80 79,8 Ø MLS 0,6 mm</p> 		<p>1544238 2x 0249.A9 Eng.→2336722</p>  <p>1544243 2x Eng.2336723→</p> 	<p>On demand 0342.J6</p>  <p>On demand 0342.J5</p> 	<p>0344210 0349.L3</p> 	<p>1920070</p> 	<p>9042610 0956.40 (16x) 1642601 16x 0956.40 6x9/11,5x9,5</p>	<p>8444220 0514.A3 42x66x7 A SL RD PTFE/ACM 8444214 0514.A2 85x105x8 A SL LD PLANNED 2x 0807.34 38x50x7 A SL RD</p>
1.6	<p>NFT NFV (TU5JP) NFZ (TU5JP)</p> <p>65-74 kW (88-101 PS)</p>	<p>SAXO VTL VTR XSARA PICASSO</p> <p>05/96→</p>	<p>9844230 0197.J0 +0209.F6 Eng.→07874</p>  <p>98 - PLANNED 0197.J0 +0209.W8 Eng.07875→</p> <p>97 - PLANNED 0197.J0</p> <p>9544214*</p>	<p>0044295 0209.F6 79 Ø 1,5 mm Eng.→07874 On demand 0209.F7 79 Ø 1,7 mm Eng.→07874</p>  <p>0044283* 0209.W8 79,7 Ø MLS 1,37 mm Eng.07875→ 0044281* 0209.W9 79,7 Ø MLS 1,57 mm Eng.07875→</p> 		<p>1544212 0249.54</p> 	<p>On demand 0348.P3 (4x)</p>  <p>On demand 4x 0348.E5 Eng.→07874</p>  <p>On demand 4x 0348.P3 Eng.07875→</p> 	<p>0344212 2x 0349.A6</p>  <p>0344255 0349.K1</p>  <p>3044217  1709.25</p> 	<p>1044211</p> 	<p>9056003 0956.19 (8x) 1656010 8x 0956.19 7x10/13,5x10</p>	<p>8044221 0514.38 42x66x6 A SL RD MVQ 8144211 0514.74 85x105x8 A SL LD MVQ 8444217 0236.21 36x50x8 A RD FPM</p>

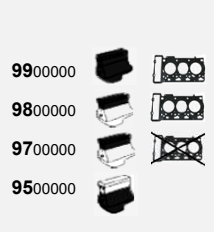









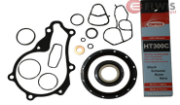







CITROEN 			9900000  9800000  9700000  9500000 		 					1600000  9000000 	A  RD B  LD AB  LD SL  WD  WD
CC	ENGINE	MODEL / YEAR									
1.6	NFU (TU5JP4) 80-83 kW (109-113 PS)	BERLINGO BERLINGO 16V C2 C3 C3 Pluriel C3 16V C4 C4 16V XSARA PICASSO XSARA PICASSO 16V XSARA 16V 09/00→	9844257  9844205 9544204 	0044272 98 045 482 80 79,8 Ø MLS 0,6 mm 		1544238 2x 0249.A9 Eng.→2336722  1544243 2x Eng.2336723→ 	9444203 0348.Q5  0244203 0348.Q5 	0344210 0349.L3  3044217 1709.25 	1044201 0304.55 	9042610 0956.40 (16x) 1642601 16x 0956.40 6x9/11,5x9,5	8044221 0514.38 42x66x6 A SL RD MVQ 8144211 0514.74 85x105x8 A SL LD MVQ 8044230 2x 0807.24 38x50x6 A SL RD FPM
1.6	NFX (TU5J4) 80-88 kW (109-120 PS)	SAXO SAXO VTS 02/96-04/04	97 - PLANNED 9544214*	PLANNED 0209.Z0 79,7 Ø MLS 1,37 mm 6U PLANNED 0209.W3 79,7 Ø MLS 1,57 mm 7U PLANNED 0209.Z1 79,7 Ø MLS 1,77 mm 8U 		1920070 	On demand 4x 0348.L0  On demand 2x 0348.L1 	0344210 0349.F9 	1920070 	9042610 0956.40 (16x) 1642601 16x 0956.40 6x9/11,5x9,5	8044221 0514.38 42x66x6 A SL RD MVQ 8144211 0514.74 85x105x8 A SL LD MVQ 8044230 2x 0807.24 38x50x6 A SL RD FPM
1.6	1580 SPI 220 A2.000 58 kW (79 PS)	JUMPY 10/95→	9944204 98 - On demand 0197.V3	0025127 0209.P9 87,3 Ø 		1525120  1544226 	0244210 	0244210 	1025118* 0304.49 	9056005 0956.22 (8x) 1656040 8x 0956.22 8x11/14x10	PLANNED 30x52x7 AB SL RD FPM






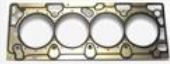


































CITROEN 			9900000  9800000  9700000  9500000 							1600000  9000000 	A  B  AB  SL  	RD  LD  WD  
CC	ENGINE	MODEL / YEAR										
1.6	180A (XU5J) 76 kW (103 PS)	VISA 16 GTI 01/85-06/86	9944206 98 - On demand 0197.H6 +0209.E1 98 - On demand 0197.H6 +0209.L3 97 - On demand 0197.H6 95 - On demand	0044223 0209.E1 84 Ø 1,3 mm  0044227 0209.L3 1,5 mm 		1544213 0249.48 	0244211 0349.91 	0344213 4x 0349.70  On demand  1710.39 	1044215 0304.34 	9056005 0956.22 (8x) 1656040 8x 0956.22 8x11/14x10	8044215 0326.12 42x62x7 A RD FPM 8144215 0127.28 90x110x7 A SL LD FPM	
1.6	5FD (EP6DTS) 5FE (EP6CDTMD) 5FM (EP6CDTM) 5FN (EP6CDT) 5FN (EP6DT) 5FR (EP6DT) 5FT (EP6DT) 5FU (EP6DTS) 5FV (EP6CDT) 5FV (EP6DT) 5FX (EP6DT) 103-152 kW (140-207 PS)	C4 C4 Grand PICASSO C4 PICASSO C5 DS3 DS3 HDI DS4 DS5 07/08→	9815416  9715416  9544203 	0015426 0209.ER 78 Ø 0,9 mm MLS 0015416 0209.HP 78 Ø 1,3 mm MLS 	7015477 1981.74 Injector kit 	9115426 0249.E6 +0249.E7 	9415416 0348.S9  0215416 11 61 7 528 340 	0315416* 1723.AZ 	1920070 	9015416 0956.60 1615421 16x	8444213 0514.C8 61x75x8 A SL RD 8444214 0514.A2 85x105x8 A SL LD	
1.6	5GF (EP6FADTXD) 5GM (EP6FDTX) 133 kW (181 PS)	C 5 Aircross 180 C 5 Pure Tech 180 GRAND 4 SpaceTourer 01/18→06/21	9844241  9544203 	0015426 0209.ER 78 Ø 0,9 mm MLS 0015416 0209.HP 78 Ø 1,3 mm MLS 		9115427 0249.G9 	9415416 0348.S9  0215416 11 61 7 528 340 		1920070 	9015416 0956.60 1615421 16x	8444213 0514.C8 61x75x8 A SL RD 8444214 0514.A2 85x105x8 A SL LD	

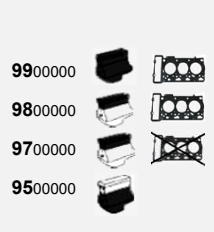







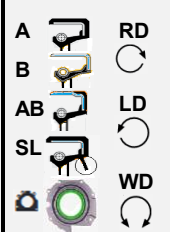


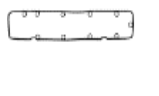
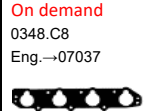

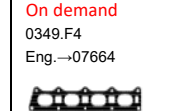
















 CITROEN			9900000 9800000 9700000 9500000						1600000 9000000	A B AB SL D	RD LD LD WD
CC	ENGINE	MODEL / YEAR									
1.6	5GZ (EP6FDT) 5GX (EP6FTMD) 5GY (EP6FTM) 121 kW (165PS)	C4 Grand PICASSO C4 PICASSO DS3 CONVERTIBLE DS5 07/14→	9544203 			9144201 98 052 642 80 					
1.6	5FS (EP6C) 5FW (EP6) 5FK (EP6CB) 88 kW (120 PS)	BERLINGO C3 C4 C4 GRAND PICASSO C4 PICASSO C4 VTI DS3 DS4 07/08→	9815415  9715415  9815425 11 12 0 427 689 +11 12 7 570 859 + 18 40 7 563 111 9544215 	0015415 0209.EW 78 Ø MLS 0,9 mm 0015405 0209.JA 78 Ø MLS 1,2 mm 	9115425 0249.F4 	9444215 0348.T4 (4X)  0215415 0348.T4 	0315415 1723.CH 	1920070 	9015416 0956.60 1615421 16x	8444213 0514.C8 A SL RD 8444214 0514.A2 85x105x8 A SL LD	






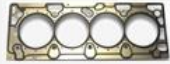



























CITROEN											
CC	ENGINE	MODEL / YEAR									
1.6	5FU (EP6CDTX) 5FU (EP6DTX) 5FY (EP6CDTX) 147 kW (200 PS)	DS3 DS4 DS5 02/11→	98 - On demand 97 - On demand 9544203 	0015426 0209.ER 78 Ø 0,9 mm MLS 0015416 0209.HP 78 Ø 1,3 mm 		9115427 0249.G9 	9415416 0348.S9  0215416 11 61 7 528 340 	0315416* 1723.AZ  On demand 1709.45 	1920070 	9015416 0956.60 1615421 16x  	8444213 0514.C8 61x75x8 A SL RD 8444214 0514.A2 85x105x8 A SL LD
1.6	9HC (DV6C) 9HD (DV6C) D 9HE (DV6DBM) I 9HF (DV6DTE) E 9HF (DV6DU) S 9HH (DV6DUM) E 9HJ (DV6DM) L 9HJ (DV6DTE) 9HK (DV6ETEDM) 9HL (DV6C) 9HM (DV6UC) 9HN (DV6ETED) 9HP (DV6D) 9HP (DV6DTE) 9HW (DV6ETED) BHV (DV6DU) BHV (DV6FDU) BHW (DV6FE) BHX (DV6FC) BHX (DV6FCU) BHY (DV6FD) BHZ (DV6FC) 66-85 kW (90-115 PS)	BERLINGO BLUE Hdi BERLINGO BOX Hdi BERLINGO Multispace C-ELISEE BLUE Hdi C3 C3 II C3 III BLUE Hdi C3 PICASSO C4 AIRCROSS Hdi C4 Cactus C4 GRAND PICASSO II C4 Saloon C4 Spacetourer C5 III Hdi C5 III Break DS3 Hdi DS4 DS5 Blue Hdi GRAND C4 GRAND C4 Spacetourer JUMPY JUMPY BUS JUMPY VAN SPACETOURER BUS 02/11→	9726599  9526506 	0044242 0209.JN 76 Ø 1,25 mm 3U MLS 0044243* 0209.JP 76 Ø 1,30 mm 4U MLS 0044246* 0209.JQ 76 Ø 1,35 mm 2U MLS 0044244 0209.JR 76 Ø 1,40 mm 5U MLS 0044245 0209.JS 76 Ø 1,45 mm 6U MLS 	9226502 55 355 619 	1526592 0249.G2 	On demand	0326548 98 106 973 80  3044202 9808330980 	1920070 	9026507 0956.50 (8x) 1626510 8x 0956.50 5x9,5/17,5x23  	8426505 0127.42 40x55x6,4 A SL RD PTFE/ACM 8056002 0127.43 85x105x8,8 A SL LD PTFE/ACM






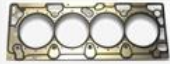















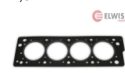






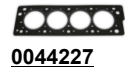











CITROEN			9900000 9800000 9700000 9500000						1600000 9000000	A B AB SL	RD LD WD
CC	ENGINE	MODEL / YEAR									
1.6	9HH (DV6DUM) 9HM (DV6UC) 9HN (DV6TED4) 9HP (DV6DTED)	BERLINGO HDI C-ELYSEE HDI C3 C3 Picasso C4 CACTUS HDI C4 GRAND PICASSO HDI C4 HDI C4 PICASSO HDI DS3 DS3 HDI DS4 HDI JUMPY HDI 01/07→	9726599  95 - PLANNED	0044242 0209.JN 76 Ø 1,25 mm 3U 0044243* 0209.JP 76 Ø 1,30 mm 4U 0044246* 0209.JQ 76 Ø 1,35 mm 2U 0044244 0209.JR 76 Ø 1,40 mm 5U 0044245 0209.JS 76 Ø 1,45 mm 6U	9426510 30750024	1526592 0249.G2	0326548 0349.N9	1920070	9026507 0956.50 (8x) 1626510 8x 0956.50 5x9,5/17,5x23	8426505 0127.42 40x55x6,4 A SL RD PTFE ACM 8056002 0127.43 85x105x8,8 A SL LD PTFE ACM 8444212 0807.30 27x47x7 A SL RD PTFE ACM	
1.6	9HL (DV6C) 82-84 kW (112-114 PS)	BERLINGO HDI C4 AIRCROSS HDI C4 GRAND PICASSO HDI C5 HDI DS3 HDI DS4 HDI 07/10→	9726599  95 - PLANNED	0044242 0209.JN 76 Ø 1,25 mm 3U 0044243* 0209.JP 76 Ø 1,30 mm 4U 0044246* 0209.JQ 76 Ø 1,35 mm 2U 0044244 0209.JR 76 Ø 1,40 mm 5U 0044245 0209.JS 76 Ø 1,45 mm 6U	9426510 30750024	1526592 0249.G2	0326548 0349.N9	1920070	9026507 0956.50 (8x) 1626510 8x 0956.50 5x9,5/17,5x23	8426505 0127.42 40x55x6,4 A SL RD PTFE ACM 8056002 0127.43 85x105x8,8 A SL LD PTFE ACM 8444212 0807.30 27x47x7 A SL RD PTFE ACM	






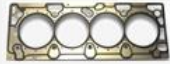



















CITROEN																				
CC	ENGINE	MODEL / YEAR																		
1.6	9HS (DV6TED4BU)	BERLINGO HDI	9726504	0044202*	1526512	0215420	0326510	1920070	9044222	8426505										
D I E S E L	66 kW (90 PS)	04/08→	 9526503 	0209.CA MLS 76 Ø 4U 1,25 mm 0044204* 0209.CC MLS 76 Ø 5U 1,3 mm 0044205 0209.CE MLS 76 Ø 3U 1,35 mm 0044206* 0209.CF MLS 76 Ø 4U 1,4 mm 0044297 0209.CG MLS 76 Ø 7U 1,45 mm On demand 0209.HG MLS 76 Ø 5U 1,5 mm On demand 0209.HF MLS 76 Ø 6U 1,55 mm On demand 0209.HE MLS 76 Ø 4U 1,6 mm On demand 0209.HC MLS 76 Ø 5U 1,65 mm 	0249.C2 	0348.R5 4x  0215419 4x 0348.R4  9426501 	0349.J8 	1920070 	0956.51 (16x) 1626501 0956.51 16x 4,5x9/18x14	0127.42 40x55x6,4 A SL RD PTFE ACM 8056002 0127.43 85x105x8,8 A SL LD PTFE ACM 8444212 0807.30 27x47x7 A SL RD PTFE ACM										






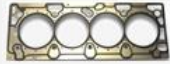





































CITROEN 			<p>9900000 </p> <p>9800000 </p> <p>9700000 </p> <p>9500000 </p>							<p>1600000 </p> <p>9000000 </p>	<p>A </p> <p>B </p> <p>AB </p> <p>SL </p> <p></p> <p>RD </p> <p>LD </p> <p>WD </p>
CC	ENGINE	MODEL / YEAR									
1.6	9HY (DV6TED4)	C4 C4 HDI C4 HDI 110 FAP XSARA PICASSO HDI 05/04→	<p>9726504</p> 	<p>0044202*</p> <p>0209.CA 76 Ø 1,25 mm 4U MLS</p> <p>0044204*</p> <p>0209.CC 76 Ø 1,3 mm 5U MLS</p> <p>0044205</p> <p>0209.CE 76 Ø 1,35 mm 3U MLS</p> <p>0044206*</p> <p>0209.CF 76 Ø 1,4 mm 4U MLS</p> <p>0044297</p> <p>0209.CG 76 Ø 1,45 mm 7U MLS</p> 		<p>1526512</p> <p>0249.C2</p> 	<p>0215420 4x</p> <p>0348.R5</p>  <p>0215419 4x</p> <p>0348.R4</p>  <p>9426501</p> 	<p>0326510</p> <p>0349.J8</p> 	<p>1920070</p> 	<p>9044222</p> <p>0956.51 (16x)</p> <p>1626501</p> <p>0956.51 16x 4,5x9/18x14</p> 	<p>8426505</p> <p>0127.42 40x55x6,4 A SL RD PTFE ACM</p> <p>8056002</p> <p>0127.43 85x105x8,8 A SL LD PTFE ACM</p> <p>8444212</p> <p>0807.30 27x47x7 A SL RD PTFE ACM</p>
1.8	AJZ (XUD7TE) A8A (XUD7TE)	BX TRD BX 18 TRD 03/88-12/94	<p>97 - PLANNED</p> <p>→12/90</p> <p>9744227</p> <p>01/91→</p>  <p>95 - PLANNED</p>	<p>On demand</p> <p>0209.Q0 82 Ø 1,54 mm 2U MLS</p> <p>On demand</p> <p>0209.Q1 82 Ø 1,64 mm 3U MLS</p> 		<p>1544227</p> <p>0249.91</p> 	<p>On demand</p> <p>0348.89 →12/90</p>  <p>0144210</p> <p>0348.J0 01/91→</p> 	<p>On demand</p> <p>0348.89 →12/90</p>  <p>0144210</p> <p>0348.J0 01/91→</p>  <p>3044250</p> <p>1721.01</p> 	<p>1044215</p> <p>0304.34</p> 	<p>9056005</p> <p>0956.22 (8x)</p> <p>1656040 8x</p> <p>0956.22 8x11/14x10</p> 	<p>8044215</p> <p>0326.12 42x62x7 A RD FPM</p> <p>8144215</p> <p>0127.28 90x110x7 A SL LD FPM</p>






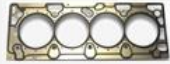
































CITROEN																				
CC	ENGINE	MODEL / YEAR																		
1.8	LFY (XU7JP4) 81-82 kW (110-111 PS)	XANTIA 16V XSARA 16V ZX ZX 16V 06/95-04/03	<p>99 - On demand</p> <p>0197.V5 +0209.Q3 +0249.A2 +0249.A3 Eng.→07965</p> <p>99 - On demand</p> <p>0197.X7 +0209.Q3 +0249.A2 +0249.A3 Eng.07966→</p> <p>98 - On demand</p> <p>Eng.→07965</p> <p>98 - On demand</p> <p>Eng.07966→</p>	<p>0044288</p> <p>0209.Q3 84 Ø</p> 		<p>On demand R</p> <p>0249.A3</p>  <p>On demand</p> <p>0249.A2</p> 	<p>On demand</p> <p>0348.C8 Eng.→07037</p>  <p>On demand 4x</p> <p>0348.K6 Eng.07038→</p> 	<p>On demand</p> <p>0349.F4 Eng.→07664</p>  <p>0344230</p> <p>0349.H0 Eng.07665→</p> 	<p>1920070</p> 	<p>90 - On demand</p> <p>0956.34 (16x) Eng.→07363</p> <p>90 - On demand</p> <p>0956.42 (16x) Eng.07364→ Eng.→07965</p> <p>9044201</p> <p>0956.45 (16x) Eng.07966→</p> <p>1644213 16x</p> <p>0956.34 Eng.→07363 7x10/16x29</p> <p>On demand 16x</p> <p>0956.42 Eng.07364 -> 07965→ 6x9/29x17,5</p> <p>1644212 16x</p> <p>0956.45 Eng.07966→</p>	<p>8044215</p> <p>0326.12 42x62x7 A RD FPM</p> <p>8144215</p> <p>0127.28 90x110x7 A SL LD FPM</p> <p>8044210 2x</p> <p>0236.44 36x50x7 A SL RD FPM</p>									
1.8	LFZ (XU7JP) 73 kW (99 PS)	EVASION 05/97-07/02	<p>98 - On demand</p> <p>95 - On demand</p>	<p>0044223</p> <p>0209.E1 84 Ø 1,3 mm</p>  <p>0044227</p> <p>0209.L3 1,5 mm</p> 		<p>1544213</p> <p>0249.48</p> 	<p>0244234 2x</p> <p>0348.F6</p> 	<p>0344213 4x</p> <p>0349.70</p> 	<p>1044215</p> <p>0304.34</p> 	<p>9056005</p> <p>0956.22 (8x) 8x11/14x10</p> <p>1656040 8x</p> <p>0956.22 8x11/14x10</p>	<p>8044215</p> <p>0326.12 42x62x7 A RD FPM</p> <p>8144215</p> <p>0127.28 90x110x7 A SL LD FPM</p> <p>8444217</p> <p>0236.21 36x50x8 A RD FPM</p>									
1.8	LFZ (XU7JP) 74 kW (101 PS)	XANTIA XSARA ZX 07/92-09/00	<p>9844235</p> <p>0197.G4</p>  <p>95 - On demand</p>	<p>0044223</p> <p>0209.E1 84 Ø 1,3 mm</p>  <p>0044227</p> <p>0209.L3 1,5 mm</p> 		<p>1544231</p> <p>0249.71</p> 	<p>0244234 2x</p> <p>0348.F6</p>  <p>0244233 2x</p> <p>0348.E6</p> 	<p>0344241</p> <p>1723.63</p> 	<p>1044215</p> <p>0304.34</p> 	<p>9056005</p> <p>0956.22 (8x) 8x11/14x10</p> <p>1656040 8x</p> <p>0956.22 8x11/14x10</p>	<p>8044215</p> <p>0326.12 42x62x7 A RD FPM</p> <p>8144215</p> <p>0127.28 90x110x7 A SL LD FPM</p> <p>8444217</p> <p>0236.21 36x50x8 A RD FPM</p>									






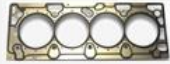































CITROEN 			9900000  9800000  9700000  9500000 		 		 	 		1600000  9000000 	A  RD B  LD AB  LD SL  WD  WD
CC	ENGINE	MODEL / YEAR									
1.8	4N13 110 kW (150 PS)	C4 Aircross 04/12 ->		0038837 16 075 923 80 84,5 Ø MLS 1,3 mm 1U 0038836 16 075 922 80 84,5 Ø MLS 1,35 mm 2U 0038838 16 075 924 80 84,5 Ø MLS 1,4 mm 3U 							
1.8	6FY (EW7A) 92 kW (125 PS)	C4 C4 PICASSO C5 C5 16V 09/05->		On demand 0209.FR MLS 			0244202 4x 0348.S2 	0344203 0349.L4 	1920070 	9044201 0956.45 (16x) 1644212 16x 0956.45 6x10/26,5x17	PLANNED 16 08 940 680 40x55x6 A SL RD PTFE 8144215 0127.28 90x110x7 A SL LD FPM 8044210 0236.44 36x50x7 A SL RD FPM On demand 0236.74 39x50x7 A SL RD
1.8	6FZ (EW7J4) 85 kW (115-116 PS)	C5 16V XSARA XSARA PICASSO 16V 02/00->	99 - On demand 0197.Y1 +0209.QG +0249.A4 +0249.A5 98 - On demand 95 - On demand 	0044286 0209.QG 83 Ø MLS 		1544236 R 0249.A5  1544235 L 0249.A4 	0244215 4x 0348.P1 	On demand 0349.H8 	1920070 	9044201 0956.45 (16x) 1644212 16x 0956.45 6x10/26,5x17	PLANNED 16 08 940 680 40x55x6 A SL RD PTFE 8144215 0127.28 90x110x7 A SL LD FPM 8044210 0236.44 36x50x7 A SL RD FPM






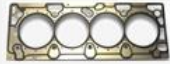






























CITROEN 			<p>9900000 </p> <p>9800000 </p> <p>9700000 </p> <p>9500000 </p>							<p>1600000 </p> <p>9000000 </p>	<p>A </p> <p>B </p> <p>AB </p> <p>SL </p> <p></p>	<p>RD </p> <p>LD </p> <p>WD </p>
CC	ENGINE	MODEL / YEAR										
1.9	DDZ (XU9M) 80 kW (109 PS)	BX 19 06/88-12/94	<p>9944206</p> <p>98 - On demand 0197.H6 +0209.E1</p> <p>98 - On demand 0197.H6 +0209.L3</p> <p>97 - On demand 0197.H6</p> <p>95 - On demand</p>	<p>0044223 0209.E1 84 Ø 1,3 mm</p> <p></p> <p>0044227 0209.L3 1,5 mm</p> <p></p>		<p>1544213 0249.48</p> <p></p>	<p>0244211 0349.91</p> <p></p>	<p>0344213 4x 0349.70</p> <p></p> <p>3044250 1721.01</p> <p></p>	<p>1044215 0304.34</p> <p></p>	<p>9056005 0956.22 (8x)</p> <p>1656040 8x 0956.22 8x11/14x10</p>	<p>8044215 0326.12 42x62x7 A RD FPM 8144215 0127.28 90x110x7 A SL LD FPM 8044210 0236.44 36x50x7 A SL RD FPM</p>	
1.9	DFW (XU9J4) D6C (XU9J4) 108-116 kW (147-158 PS)	BX 19 GTI 16V 09/87-02/93	<p>98 - On demand 0197.J2 +0209.L3</p> <p>97 - On demand 0197.J2</p> <p>95 - On demand</p>	<p>0044223 0209.E1 84 Ø 1,3 mm</p> <p></p> <p>0044227 0209.L3 1,5 mm</p> <p></p>		<p>On demand 0249.74</p> <p></p>	<p>On demand 2x 0348.G4</p> <p></p>	<p>On demand 0349.E8</p> <p></p>	<p>1044215 0304.34</p> <p></p>	<p>9056002 0956.19 (16x)</p> <p>1656010 16x 0956.19 7x10/13,5x10</p>	<p>8044215 0326.12 42x62x7 A RD FPM 8144215 0127.28 90x110x7 A SL LD FPM 8444217 0236.21 36x50x8 A RD FPM On demand 2x 0236.24 32x45x7 A LD FPM</p>	
1.9	DFZ (XU9J1) 75 kW (102 PS)	BX 19 07/86-12/94	<p>9944206</p> <p>98 - On demand 0197.H6 + 0209.E1</p> <p>98 - On demand 0197.H6 + 0209.L3</p> <p>97 - On demand 0197.H6</p> <p>95 - On demand</p>	<p>0044223 0209.E1 84 Ø 1,3 mm</p> <p></p>		<p>1544213 0249.48</p> <p></p>	<p>0244211 0349.91</p> <p></p>	<p>0344213 4x 0349.70</p> <p></p> <p>3044250 1721.01</p> <p></p>	<p>1044215 0304.34</p> <p></p>	<p>9056005 0956.22 (8x)</p> <p>1656040 8x 0956.22 8x11/14x10</p>	<p>8044215 0326.12 42x62x7 A RD FPM 8144215 0127.28 90x110x7 A SL LD FPM</p>	






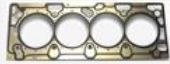





























CITROEN 			9900000  9800000  9700000  9500000 							1600000  9000000 	A  RD B  LD AB  LD SL  WD  WD
CC	ENGINE	MODEL / YEAR									
1.9	DHV (XUD9BSD) DHW (XUD9SD) DHX (XUD9TF/BTF) DHY (XUD9TE/Y) D8B (XUD9TF) D8C (XUD9UTF)	EVASION EVASION TD JUMPER Bus TD JUMPER TD JUMPY TD XANTIA SD XANTIA TD XSARA D XSARA SD XSARA TD ZX DT ZX TD 06/92→	9744227  95 - PLANNED	On demand 0209.Q8 84 Ø MLS 1,36 mm 1U 0025141 0209.Q9 84 Ø MLS 1,4 mm 2U PLANNED 0209.R0 84 Ø MLS 1,44 mm 3U 0025142 0209.R1 84 Ø MLS 1,48 mm 4U 0025143 0209.R2 84 Ø MLS 1,53 mm 5U PLANNED 0209.T7 84 Ø MLS 1,59 mm On demand 84 Ø MLS 1,7 mm 		<u>1544227</u> 0249.91 	0144210 0348.J0 01/91→ 	0144210 0348.J0 01/91→  3044250 1721.01 	1044215 0304.34 	<u>9056005</u> 0956.22 (8x) 1656040 8x 0956.22 8x11/14x10	<u>8044215</u> 0326.12 42x62x7 A RD FPM 8144215 0127.28 90x110x7 A SL LD FPM PLANNED 0236.14 35x50x8 A SL WD ACM






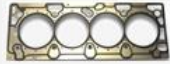































CITROEN 			9900000  9800000  9700000  9500000 		 					1600000  9000000 	A  B  AB  SL  	RD  LD  WD 
CC	ENGINE	MODEL / YEAR										
1.9	D2A (XU92C) D2C (XU92C) D6A (XU9J2) 159A 70-90 kW (95-122 PS)	BX 19 BX 19 GTI 07/86-12/94	9944206 98 - On demand 0197.H6 + 0209.E1 98 - On demand 0197.H6 + 0209.L3 97 - On demand 0197.H6 95 - On demand	0044223 0209.E1 84 Ø 1,3 mm  0044227 0209.L3 1,5 mm 		1544213 0249.48 	0244211 0349.91 	0344213 4x 0349.70  3044250 1721.01 	1044215 0304.34 	9056005 0956.22 (8x) 1656040 8x 0956.22 8x11/14x10	8044215 0326.12 42x62x7 A RD FPM 8144215 0127.28 90x110x7 A SL LD FPM 8044210 0236.44 36x50x7 A SL RD FPM	
1.9	D6E (XU9JA) 93 kW (126 PS)	ZX 03/91-06/97	9944206 98 - On demand 0197.H6 + 0209.E1 98 - On demand 0197.H6 + 0209.L3 97 - On demand 0197.H6 95 - On demand	0044223 0209.E1 84 Ø 1,3 mm  0044227 0209.L3 1,5 mm 		1544213 0249.48 	0244211 0349.91 	0344213 4x 0349.70  On demand 1710.39 	1044215 0304.34 	9056005 0956.22 (8x) 1656040 8x 0956.22 8x11/14x10	8044215 0326.12 42x62x7 A RD FPM 8144215 0127.28 90x110x7 A SL LD FPM	
1.9	D6E (XU9JA) 96 kW (131 PS)	ZX 03/91-09/93	9944206 98 - On demand 0197.H6 + 0209.E1 98 - On demand 0197.H6 + 0209.L3 97 - On demand 0197.H6 95 - On demand	0044223 0209.E1 84 Ø 1,3 mm  0044227 0209.L3 1,5 mm 		1544213 0249.48 	0244211 0349.91 	0344213 4x 0349.70  On demand 1710.39 	1044215 0304.34 	9056005 0956.22 (8x) 1656040 8x 0956.22 8x11/14x10	8044215 0326.12 42x62x7 A RD FPM 8144215 0127.28 90x110x7 A SL LD FPM	






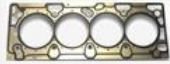

























CITROEN 			9900000  9800000  9700000  9500000 		 					1600000  9000000 	A  B  AB  SL  	RD  LD  WD  
CC	ENGINE	MODEL / YEAR										
1.9 D I E S E L	WJY (DW8B) WJZ (DW8) 51 kW (69-70 PS)	BERLINGO D JUMPY D XSARA D 04/98→	9944212 0197.X6 9744232 0197.X5 +0807.14  95 - On demand	0044209 0209.X0 84 Ø MLS 1,26 mm 3U 0044211 0209.X1 84 Ø MLS 1,3 mm 4U 0044292 0209.X2 84 Ø MLS 1,34 mm 5U 0044271 0209.X3 84 Ø MLS 1,38 mm 6U 0044285 0209.X4 84 Ø MLS 1,42 mm 7U 0044215* 0209.1C 84 Ø MLS 1,47 mm 4U 	9144206 0249.95 +0249.97  1544234 0249.97  1544233 0249.95 	0244240 0348.N1  0244241 2x 0348.N2 	0344237 2x 0349.H7 	1044215 0304.34 	9056005 0956.22 (8x) 1656040 8x 0956.22 8x11/14x10	8044215 0326.12 42x62x7 A RD FPM 8144215 0127.28 90x110x7 A SL LD FPM 8026535 0807.14 35x50x7 A SL RD NBR		
2.0 D I E S E L	AHE (DW10FD) AHR (DW10FD) AHV (DW10FD) AHX (DW10FD) AHW (DW10FC) EHX (DW10FCC) EHY (DW10FCC) EHZ (DW10FC) 100-133 kW (136-181 PS)	C4 Gran Picasso II C4 Picasso 2.0 C4 SpaceTourer Hdi C5 Aircross Hdi C5 III Break DS4 Blue Hdi Gran C4 SpaceTourer Jumper 110/130/160 Jumper Van 2.0 Jumpy Bus 120 Jumpy Bus 180 Jumpy Van 120 4x4 Spacetourer Bus 11/09→	9744202  9544201 	0026546 98 070 922 80 86 Ø MLS 1,25 mm 1U 0026547 98 070 923 80 86 Ø MLS 1,30 mm 2U 0026548 98 070 924 80 86 Ø MLS 1,35 mm 3U 0026549 98 070 925 80 86 Ø MLS 1,40 mm 4U 	1544247 98 012 929 80 	0344202 98 009 431 80 	1026510 98 014 448 80 	9026505 0956.63 (16x) 1626503 0956.63 6x10/20x18,5	8144202 96 458 630 80 42x62x7 A SL RD PTFE 8144201 0127.45 90x110x7 A SL LD PTFE			






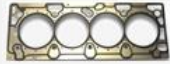








































CITROEN 			9900000  9800000  9700000  9500000 							1600000  9000000 	A  B  AB  SL  	RD  LD  WD 
CC	ENGINE	MODEL / YEAR										
2.0	RDZ (XU10MZ) RFZ (XU10J2) XU102C 79-89 kW (107-121 PS)	XM 05/89-06/94	98 - On demand 0197.C8 +0209.N1 95 - On demand	On demand 0209.N1 87 Ø 1,35 mm 		<u>1544213</u> 0249.48 	On demand 0348.E0 	<u>0344213</u> 4x 0349.70 	<u>1044215</u> 0304.34 	<u>9056005</u> 0956.22 (8x) <u>1656040</u> 8x 0956.22 8x11/14x10	<u>8044215</u> 0326.12 42x62x7 A RD FPM <u>8144215</u> 0127.28 90x110x7 A SL LD FPM <u>8444217</u> 0236.21 36x50x8 A RD FPM	
2.0	RFJ (EW10A) 103-105 kW (140-143 PS)	C4 C4 GRAND PICASSO C4 VTR C4 16V C5 C5 16V C8 C8 16V 09/04→	98 - On demand 95 - On demand	<u>0044293*</u> 0209.FS MLS 			<u>0244202</u> 4x 0348.S2 	<u>0344203</u> 0349.L4 	<u>1920070</u> 	<u>9044201</u> 0956.45 (16x) <u>1644212</u> 16x 0956.45 6x10/26,5x17	PLANNED 16 08 940 680 40x55x6 A SL RD PTFE <u>8144215</u> 0127.28 90x110x7 A SL LD FPM <u>8044210</u> 0236.44 36x50x7 A SL RD FPM On demand 0236.74 39x50x7 A SL RD	
2.0	RFK (EW10J4S) 130 kW (177 PS)	C4 C4 16V 11/04-12/10	98 - On demand 95 - On demand	<u>0044287</u> 0209.Z3 85 Ø MLS 		<u>1544236</u> R 0249.A5  <u>1544235</u> L 0249.A4 	On demand 0348.R8 	On demand 0349.H8 	<u>1920070</u> 	<u>9044201</u> 0956.45 (16x) <u>1644212</u> 16x 0956.45 6x10/26,5x17	PLANNED 16 08 940 680 40x55x6 A SL RD PTFE <u>8144215</u> 0127.28 90x110x7 A SL LD FPM <u>8044210</u> 2x 0236.44 36x50x7 A SL RD FPM	






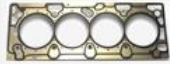

































CITROEN 			9900000  9800000  9700000  9500000 							1600000  9000000 	A  RD B  LD AB  LD SL  WD  WD
CC	ENGINE	MODEL / YEAR									
2.0	RFS (XU10J4RS) 120-122 kW (163-166 PS)	XSARA 16V ZX ZX 16V 05/96-03/05	99 - On demand 0197.W2 +0209.Z2 98 - On demand 95 - PLANNED	On demand 0209.Z2 86,5 Ø MLS 		1920070 	On demand 0348.C8 	On demand 0349.F4 	1920070 	9042601 0956.38 16x 1642657 16x 0956.38 5x8,5/10x11	8044215 0326.12 42x62x7 A RD FPM 8144215 0127.28 90x110x7 A SL LD FPM 8044210 2x 0236.44 36x50x7 A SL RD FPM
2.0	RFT (XU10J4/Z) 110-112 kW (150-152 PS)	XANTIA 16V ZX 16V 07/92-01/98	98 - On demand 0197.G7 +0209.N0 95 - PLANNED	On demand 0209.N0 87,3 Ø 1,35 mm 		On demand 0249.74 	On demand 0348.C8 	On demand 0349.98 	1920070 	9056002 0956.19 (16x) 1656010 16x 0956.19 7x10/13,5x10	8044215 0326.12 42x62x7 A RD FPM 8144215 0127.28 90x110x7 A SL LD FPM 8444217 2x 0236.21 36x50x8 A RD FPM
2.0	RFU (XU10J2/C) 89 kW (121 PS)	EVASION 06/94-07/02	98 - PLANNED 0197.T8 +0209.J8 95 - PLANNED	0044221 0209.J8 87 Ø 1,35 mm 		1544213 0249.48 	On demand 2x 0348.N0 	0344213 4x 0349.70 	1920070 	9056005 0956.22 (8x) 1656040 8x 0956.22 8x11/14x10	8044215 0326.12 42x62x7 A RD FPM 8144215 0127.28 90x110x7 A SL LD FPM 8444217 0236.21 36x50x8 A RD FPM

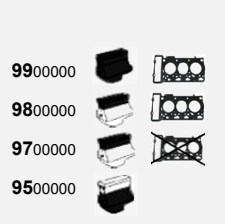



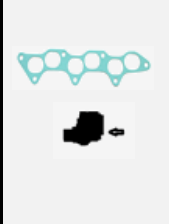




CITROEN 			<p>9900000 </p> <p>9800000 </p> <p>9700000 </p> <p>9500000 </p>							<p>1600000 </p> <p>9000000 </p>	<p>A </p> <p>B </p> <p>AB </p> <p>SL </p> <p></p> <p>RD </p> <p>LD </p> <p>WD </p>
CC	ENGINE	MODEL / YEAR									
2.0	RFV(XU10J4R) 97 kW (132 PS)	EVASION 16V XANTIA 16V XM 16V XSARA 16V 05/94-04/03	<p>99 - On demand</p> <p>0197.V2 +0209.N6 +0249.A2 +0249.A3 Eng.→07965</p> <p>99 - On demand</p> <p>0197.X8 +0209.N6 +0249.A2 +0249.A3 Eng.07966→</p> <p>98 - On demand</p> <p>Eng.→07965</p> <p>98 - On demand</p> <p>Eng.07966→</p>	<p>0044221</p> <p>0209.J8 87 Ø 1,35 mm</p> 		<p>On demand R</p> <p>0249.A3</p>  <p>On demand L</p> <p>0249.A2</p> 	<p>On demand</p> <p>0348.C8</p> 	<p>On demand</p> <p>0349.F4 Eng.→07664</p>  <p>0344230 0349.H0 Eng.07665→</p> 	<p>1920070</p> 	<p>90 - On demand</p> <p>0956.34 (16x) Eng.→07359</p> <p>90 - On demand</p> <p>0956.42 (16x) Eng.07360→ Eng.→07965</p> <p>9044201 0956.45 (16x) Eng.07966→</p> <p>1644213 16x 0956.34 Eng.→07359 7x10/16x29</p> <p>On demand 16x 0956.42 Eng.07360→07965 6x9/29x17,5</p> <p>1644212 16x 0956.45 Eng.07966→ 6x10/26,5x17</p>	<p>8044215 0326.12 42x62x7 A RD FPM 8144215 0127.28 90x110x7 A SL LD FPM 8044210 2x 0236.44 36x50x7 A SL RD FPM</p>
2.0	RFW(XU10J2U) 80 kW (109 PS)	JUMPER JUMPER Bus 02/94-04/02	<p>9844247</p> <p>0197.T4 +0209.J8</p>  <p>95 - PLANNED</p>	<p>0044221</p> <p>0209.J8 87 Ø 1,35 mm</p> 		<p>1544213</p> <p>0249.48</p> 	<p>0244234 2x 0348.F6</p>  <p>0244233 2x 0348.E6</p> 	<p>0344213 4x 0349.70</p> 	<p>1920070</p> 	<p>9056005 0956.22 (8x)</p> <p>1656040 8x 0956.22 8x11/14x10</p>	<p>8044215 0326.12 42x62x7 A RD FPM 8144215 0127.28 90x110x7 A SL LD FPM 8444217 0236.21 36x50x8 A RD FPM</p>






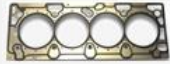




























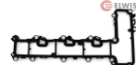


CITROEN 			<p>9900000 </p> <p>9800000 </p> <p>9700000 </p> <p>9500000 </p>							<p>1600000 </p> <p>9000000 </p>	<p>A </p> <p>B </p> <p>AB </p> <p>SL </p> <p></p>	<p>RD </p> <p>LD </p> <p>WD </p>
CC	ENGINE	MODEL / YEAR										
2.0	RFX(XU10J2C) RFX(XU10J2C/ZL3) 89-95 kW (121-129 PS)	XANTIA ZX 07/92→	<p>9844228 0197.G6 +0209.J8</p>  <p>95 - PLANNED</p>	<p>0044221 0209.J8 87 Ø 1,35 mm</p> 		<p>1544231 0249.71</p> 	<p>On demand 2x 0348.N0</p> 	<p>0344213 4x 0349.70</p> 	<p>1044215 0304.34</p> 	<p>9056005 0956.22 (8x) 1656040 8x 0956.22 8x11/14x10</p>	<p>8044215 0326.12 42x62x7 A RD FPM 8144215 0127.28 90x110x7 A SL LD FPM 8444217 0236.21 36x50x8 A RD FPM</p>	
2.0	RFY (XU10J4/Z) 112 kW (152 PS)	XANTIA 16V ZX 16V 07/92-01/98	<p>98 - On demand 0197.G7 +0209.N0 06/93→</p> <p>97 - On demand 0197.G7</p> <p>95 - On demand</p>	<p>On demand 0209.N1 87 Ø 1,35 mm →05/93</p>  <p>On demand 0209.N0 87,3 Ø 1,35 mm 06/93→</p> 		<p>On demand 0249.74</p> 	<p>On demand 0348.C8</p> 	<p>On demand 0349.98</p> 	<p>1920070</p> 	<p>9056002 0956.19 (16x) 1656010 16x 0956.19 7x10/13,5x10</p>	<p>8044215 0326.12 42x62x7 A RD FPM 8144215 0127.28 90x110x7 A SL LD FPM 8444217 0236.21 36x50x8 A RD FPM</p>	
2.0	RGX(XU10J2TE) RGY(XU10J2TE/Z) 104-108 kW (141-147 PS)	EVASION Turbo XANTIA Turbo XM Turbo 09/92-04/03	<p>97 - PLANNED 0197.H3</p> <p>95 - PLANNED</p>	<p>0044221 0209.J8 87 Ø 1,35 mm</p> 		<p>1544213 0249.48</p> 	<p>On demand 0348.E0 Eng.→07664</p> <p>On demand 2x 0348.N0 Eng.07665→</p> 		<p>1044215 0304.34</p> 	<p>9056005 0956.22 (8x) 1656040 8x 0956.22 8x11/14x10</p>	<p>8044215 0326.12 42x62x7 A RD FPM 8144215 0127.28 90x110x7 A SL LD FPM On demand 2x 0236.24 32x45x7 A LD FPM 8044210 0236.44 36x50x7 A SL RD FPM</p>	

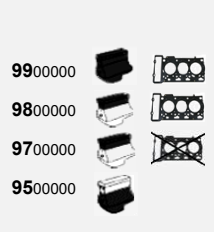




























CITROEN 			9900000  9800000  9700000  9500000 		 		 	 		1600000  9000000 	A  RD B  LD AB  LD SL  WD  WD
CC	ENGINE	MODEL / YEAR									
2.0 D I E S E L	RHF(DW10BTED4) RHJ(DW10BTED4) RHR(DW10BTED4) 100-103 kW (136-140 PS)	C4 HDI C4 HDI 135 FAP C4 HDI 135 FFAP C5 HDI C8 HDI JUMPY HDI 140 09/04→	9926503* 0197.AE +0348.S3  9744261 0197.AC +0348.S3 	On demand 0209.AV 86 Ø MLS 1,25 mm 2U 0044208* 0209.AW 86 Ø MLS 1,3 mm 3U 0044207 0209.AX 86 Ø MLS 1,35 mm 4U 0044203 0209.AY 86 Ø MLS 1,4 mm 5U 		9144256 0348.S3 		0344256 0349.J2 	1920070 	9026526 0956.48 (16x) 1644214 16x 0956.48 6x10/20x21,5	PLANNED 0127.47 42x62x7 A SL RD PTFE PLANNED 0127.45 90x110x7 A SL LD PTFE 8044232 0807.28 27x47x7 A SL RD ACM
2.0 D I E S E L	RHK(DW10UTED4) 88 kW (120 PS)	C8 JUMPY HDI JUMPY HDI 120 01/07→	97 - On demand 0197.AN +0348.S3	On demand 0209.AV 86 Ø MLS 1,25 mm 2U 0044208* 0209.AW 86 Ø MLS 1,3 mm 3U 0044207 0209.AX 86 Ø MLS 1,35 mm 4U 0044203 0209.AY 86 Ø MLS 1,4 mm 5U 		9144256 0348.S3 		On demand 0349.L9 	1920070 	9026526 0956.48 (16x) 1644214 16x 0956.48 6x10/20x21,5	PLANNED 0127.47 42x62x7 A SL RD PTFE PLANNED 0127.45 90x110x7 A SL LD PTFE 8044232 0807.28 27x47x7 A SL RD ACM






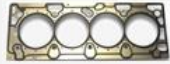

















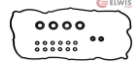















CITROEN 			9900000  9800000  9700000  9500000 		 		 	 		1600000  9000000 	A  B  AB  SL   RD  LD  WD 
CC	ENGINE	MODEL / YEAR									
D I E S E L	2.0 RHM(DW10ATED4) RHT(DW10ATED4) RHW(DW10ATED4) 79-80 kW (107-109 PS)	C8 HDI EVASION HDI 09/99→	9925105* 0197.Y6   9744201 0197.Y7 +0249.A6   9544202	On demand 0209.AV 86 Ø MLS 1,25 mm 2U 0044208* 0209.AW 86 Ø MLS 1,3 mm 3U 0044207 0209.AX 86 Ø MLS 1,35 mm 4U 0044203 0209.AY 86 Ø MLS 1,4 mm 5U  	1544237 0249.A6  	0344256 0349.J2  	1920070 	9026526 0956.48 (16x) 1644214 16x 0956.48 6x10/20x21,5	8044215 0326.12 42x62x7 A RD FPM 8144215 0127.28 90x110x7 A SL LD FPM 8044232 0807.28 27x47x7 A SL RD ACM		
	D I E S E L	2.0 RHV(DW10UTD) 62 kW (84 PS)	JUMPER Bus HDI JUMPER HDI 11/01→	9944209 9744234 +0249.99   9544202	0044231 0209.X5 86 Ø MLS 1,3 mm 1U 0044232 0209.X6 86 Ø MLS 1,35 mm 2U 0044289 0209.X7 86 Ø MLS 1,4 mm 3U 0044273 0209.X8 86 Ø MLS 1,45 mm 4U 0044290 0209.X9 86 Ø MLS 1,5 mm 5U  	1544232 0249.99  	0244239 0348.N4  	0344236 0349.H4  	1920070 	9026526 0956.48 (16x) 1644214 16x 0956.48 6x10/20x21,5	8044215 0326.12 42x62x7 A RD FPM 8144215 0127.28 90x110x7 A SL LD FPM 8044232 0807.28 27x47x7 A SL RD ACM






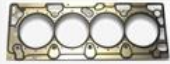


















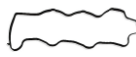









CITROEN 			<p>9900000 </p> <p>9800000 </p> <p>9700000 </p> <p>9500000 </p>							<p>1600000 </p> <p>9000000 </p>	<p>A </p> <p>B </p> <p>AB </p> <p>SL </p> <p></p> <p>RD </p> <p>LD </p> <p>WD </p>
CC	ENGINE	MODEL / YEAR									
2.0	RLZ (EW10D) 103 kW (140 PS)	C5 16V C5 16V HPI 03/01-08/04	<p>99 - On demand 0197.Y1 +0209.Z3 +0249.A8 +0249.A7 (4x)</p> <p>98 - On demand</p> <p>95 - On demand</p> 	<p>0044287 0209.Z3 85 Ø MLS</p> 		<p>On demand 0249.A8</p> 		<p>On demand 0349.H8</p> 	<p>1920070</p> 	<p>9044201 0956.45 (16x) 1644212 16x 0956.45 6x10/26,5x17</p>	<p>PLANNED 16 08 940 680 40x55x6 A SL RD PTFE 8144215 0127.28 90x110x7 A SL LD FPM 8044210 0236.44 36x50x7 A SL RD FPM On demand 0236.65 39x50x7 A SL RD FPM</p>
2.0	R6A 94 kW (128 PS)	XM 05/89-06/94	<p>9844228 0197.G6 +0209.J8 →03/94</p>  <p>95 - PLANNED</p>	<p>0044221 0209.J8 87 Ø 1,35 mm</p> 		<p>1544213 0249.48</p> 	<p>0244211 0349.91</p> 	<p>0344213 4x 0349.70</p> 	<p>1044215 0304.34</p> 	<p>9056005 0956.22 (8x) 1656040 8x 0956.22 8x11/14x10</p>	<p>8044215 0326.12 42x62x7 A RD FPM 8144215 0127.28 90x110x7 A SL LD FPM 8444217 0236.21 36x50x8 A RD FPM</p>
2.0	XU10J2 81 kW (110 PS)	JUMPER JUMPER Bus 04/02→	<p>9844247 0197.T4 +0209.J8</p>  <p>95 - PLANNED</p>	<p>0044221 0209.J8 87 Ø 1,35 mm</p> 		<p>1544213 0249.48</p> 	<p>0244234 2x 0348.F6</p>  <p>0244233 2x 0348.E6</p> 	<p>0344213 4x 0349.70</p> 	<p>1044215 0304.34</p> 	<p>9056005 0956.22 (8x) 1656040 8x 0956.22 8x11/14x10</p>	<p>8044215 0326.12 42x62x7 A RD FPM 8144215 0127.28 90x110x7 A SL LD FPM 8044210 0236.44 36x50x7 A SL RD FPM</p>

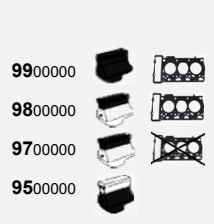



























CITROEN																				
CC	ENGINE	MODEL / YEAR																		
2.0	XU102C (R2A) 84 kW (114 PS)	XM 05/89-04/94	98 - On demand 0197.C8 +0209.N1	On demand 0209.N1 87 Ø 1,35 mm					1544213 0249.48	On demand 0348.E0	0344213 4x 0349.70	1044215 0304.34	9056005 0956.22 (8x) 1656040 8x 0956.22 8x11/14x10	8044215 0326.12 42x62x7 A RD FPM 8144215 0127.28 90x110x7 A SL LD FPM						
2.1	PHZ(XUD11ATE) PJZ(XUD11ATE) P8A(XUD11ATE) P8C(XUD11BTE) 80 kW (109 PS)	EVASION TD XANTIA TD 12V XM TD 12V 05/89-07/02	97 - PLANNED 0197.H1	On demand 0209.R4 86 Ø 1,52 mm MLS On demand 0209.R5 86 Ø 1,57 mm MLS On demand 0209.R6 86 Ø 1,62 mm MLS On demand 0209.R7 86 Ø 1,67 mm MLS On demand 0209.R8 86 Ø 1,72 mm MLS On demand 0209.T4 86 Ø 1,77 mm 5U On demand 0209.T6 86 Ø 1,35 mm 3U					1544221 0249.70	On demand 0348.96	On demand 0349.76	1044215 0304.34	9044223 0956.22 (12x) 1656040 12x 0956.22 8x11/14x10	8044215 0326.12 42x62x7 A RD FPM 8144215 0127.28 90x110x7 A SL LD FPM PLANNED 2x 0236.14 35x50x8 A SL WD ACM						

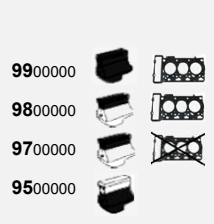






















CITROEN 			9900000  9800000  9700000  9500000 							1600000  9000000 	A  B  AB  SL  	RD  LD  WD  
CC	ENGINE	MODEL / YEAR										
2.2	3FZ (EW12J4) 116 kW (158 PS)	C8 07/02→	99 - On demand 0197.Y8 +0209.0H +0249.A4 +0249.A5 98 - PLANNED	0044298 0209.0H 87 Ø MLS 		1544236 R 0249.A5  1544235 L 0249.A4  	On demand 0348.P6 	On demand 0349.H8 	1920070 	9044201 0956.45 (16x) 1644212 16x 0956.45 6x10/26,5x17	PLANNED 16 08 940 680 40x55x6 A SL RD PTFE 8144215 0127.28 90x110x7 A SL LD FPM 8044210 0236.44 36x50x7 A SL RD FPM On demand 0236.65 39x50x7 A SL RD FPM	
2.2 D I E S E L	4HJ (DW12RUD) 4HK (DW12RUE) 4HH (DW12RUC) 88-121 kW (120-165 PS)	Jumper Van HDI 120 Jumper Van HDI 140 Jumper Van HDI 165 08/19→	9744202   9544201  	0026546 98 070 922 80 86 Ø MLS 1,25 mm 1U 0026547 98 070 923 80 86 Ø MLS 1,30 mm 2U 0026548 98 070 924 80 86 Ø MLS 1,35 mm 3U 0026549 98 070 925 80 86 Ø MLS 1,40 mm 4U 		1544247 98 012 929 80 		0326584 1 456 895 	1026510 98 014 448 80 	9026505 0956.63 (16x) 1626503 0956.63 6x10/20x18,5	8144202 96 458 630 80 42x62x7 A SL RD PTFE 8144201 0127.45 90x110x7 A SL LD PTFE	

CITROEN																				
CC	ENGINE	MODEL / YEAR																		
2.2	4HL (DW12C) 4HN(DW12MTED4) 4HP(DW12BTED4) 4HR(DW12BTED4) 4HT(DW12BTED4) 115-150 kW (156-204 PS)	C-CROSSER HDI C5 C5 HDI C6 HDI C8 C8 HDI 04/06→	9726520  95 - PLANNED	On demand 0209.FT 85,9 Ø 1,25 mm 1U On demand 0209.FV 85,9 Ø 1,3 mm 2U PLANNED 0209.FW 85,9 Ø 1,35 mm 3U PLANNED 0209.FX 85,9 Ø 1,4 mm 4U 	MLS 1U MLS 2U MLS 3U MLS 4U	9144257 0249.E4 +0249.E5 (2x)  1544245 2x 0249.E5  1544244 0249.E4  9144258  1544210 0249.E3 	MLS 2x MLS 2x	9444256 0348.T2 	MLS	0344258 0349.P1 	MLS	1920070 	MLS	9026505 0956.63 (16x) 1626503 16x 0956.63 6x10/20x18,5 	MLS	PLANNED 0127.47 42x62x7 A SL RD PTFE PLANNED 0127.45 90x110x7 A SL LD PTFE 8044232 0807.28 27x47x7 A SL RD ACM				
2.2	4HG (P22DTE) 4HH (P22DTE) 4HJ (P22DTE) 81-110 kW (110-150 PS)	JUMPER HDI 110 JUMPER HDI 130 JUMPER HDI 150 JUMPER van HDI 110 JUMPER van HDI 130 JUMPER van HDI 150 07/11→	9744203 9526514*	0044274 0209.EH 87,5 Ø 1,1 mm 1U 0044269 0209.ES 87,5 Ø 1,15 mm 2U 0044294 0209.ET 87,5 Ø 1,2 mm 3U 	MLS 1U MLS 2U MLS 3U	1526501 96 777 474 80 	MLS	0226586 8x 1 138 392  9426502 	MLS	0326585 0349.L5  0326584 1 456 895 	MLS	1026578 1 748 632  1920070 	MLS	9026508 0956.59 (16x) 1626571 16x 0956.59 6x12/18,5x24 	MLS	8426567 0514.C6 PTFE 8126501 0514.C4 PTFE				

CITROEN 			9900000  9800000  9700000  9500000 							1600000  9000000 	A  RD B  LD AB  LD SL  WD  WD
CC	ENGINE	MODEL / YEAR									
D I E S E L	2.2 4HU (P22DTE) 4HV (P22DTE) 74-88 kW (101-120 PS)	JUMPER HDI 100 JUMPER HDI 120 04/06→	9725126  9526502 	0044274 0209.EH 87,5 Ø 1,1 mm 1U MLS 0044269 0209.ES 87,5 Ø 1,15 mm 2U MLS 0044294 0209.ET 87,5 Ø 1,2 mm 3U MLS 	7726503 1981.76 	1544248 0249.E9  9126504 0249.E9 + rings 	0226586 8x 0348.T1  9426502 	0326585 0349.L5  0326584 1 456 895 	1026578 0304.58  1920070 	9026508 0956.59 (16x) 1626571 16x 0956.59 6x12/18,5x24	8426567 0514.C6  PTFE 8126501 0514.C4 PTFE 
	D I E S E L	2.2 4HY(DW12UTED) 74 kW (101 PS)	JUMPER Bus HDI JUMPER HDI 02/02→	9944209 9744234 +0249.99  9544202 	On demand 0209.AQ 86 Ø 1,25 mm 1U MLS On demand 0209.AR 86 Ø 1,3 mm 2U MLS PLANNED 0209.AS 86 Ø 1,35 mm 3U MLS PLANNED 0209.AT 86 Ø 1,4 mm 4U MLS 	1544232 0249.99 	0244239 0348.N4 	0344236 0349.H4 	1920070 	9044207 0956.48 (8x) 1644214 8x 0956.48 6x10/20x21,5	8044215 0326.12 42x62x7 A RD FPM 8144215 0127.28 90x110x7 A SL LD FPM 8044232 0807.28 27x47x7 A SL RD ACM

CITROEN 			<p>9900000 </p> <p>9800000 </p> <p>9700000 </p> <p>9500000 </p>							<p>1600000 </p> <p>9000000 </p>	<p>A </p> <p>B </p> <p>AB </p> <p>SL </p> <p></p> <p>RD </p> <p>LD </p> <p>WD </p>
CC	ENGINE	MODEL / YEAR									
D I E S E L	2.5 THX (DJ5TED)	JUMPER Bus TDI JUMPER TDI	<p>99 - On demand</p> <p>0197.W4 +0209.T5</p>  <p>98 - On demand</p> <p>0197.W3 +0209.T5</p> 	<p>0044233</p> <p>0209.T5 93 Ø 1,35 mm</p> <p>MLS</p> 		<p>1544219</p> <p>0249.79</p> 	<p>On demand 2x</p> <p>0348.K4</p> 	<p>On demand</p> <p>0349.G4</p> 	<p>1920070</p> 	<p>9056003</p> <p>0956.19 (8x)</p> <p>1656010 8x</p> <p>0956.19 7x10/13,5x10</p>	<p>On demand</p> <p>0326.25 64x88x6 A SL RD ACM FPM</p> <p>On demand</p> <p>0119.14 98x120x7 A SL LD ACM FPM</p> <p>8026535</p> <p>0807.14 35x50x7 A SL RD NBR</p> <p>On demand</p> <p>0807.26 32x52x7 A SL LD ACM FPM</p>
		2.5 THY (DK5ATE) THZ (DJ5T) T8A (DJ5T) T9A (DJ5)	JUMPER JUMPER Bus D JUMPER Bus TD JUMPER D JUMPER TD XM TD	<p>99 - On demand</p> <p>0197.T7 +0209.R3</p> <p>98 - On demand</p> <p>0197.T6 +0209.R3</p>	<p>0044241</p> <p>0209.R3 93 Ø 1,6 mm</p> 		<p>1544219</p> <p>0249.79</p> 	<p>On demand</p> <p>0348.K1</p>  <p>On demand</p> <p>0348.F9</p> 	<p>On demand</p> <p>0349.E7</p> 	<p>1920070</p> 	<p>9056003</p> <p>0956.19 (8x)</p> <p>1656010 8x</p> <p>0956.19 7x10/13,5x10</p>

CITROEN											
CC	ENGINE	MODEL / YEAR									
2.7	DT17ED4 UHZ(DT17BTED4)	C5 HDI C6 HDI 205 FAP	<p>97 - PLANNED</p> <p>95 - On demand</p>	<p>0044277* 2x 0209.CW 82,5 Ø MLS 1,17 mm 2U</p> <p>0044278 2x 0209.CX 82,5 Ø MLS 1,22 mm 3U</p> <p>0044279* 2x 0209.CY 82,5 Ø MLS 1,27 mm 4U</p> <p>0044276 2x 0209.CZ 82,5 Ø MLS 1,32 mm 5U</p> 	<p>1544241 2x 0249.E1</p> 	<p>0344257 2x 0349.L0</p> 	<p>PLANNED 0164.75</p> <p>On demand 0304.57</p>  	<p>9044205 0956.53 (24x)</p> <p>1613001 24x 0956.53 6x10,5/22x17</p>	<p>PLANNED 0326.29 35x50x7 A SL RD PTFE ACM</p> <p>PLANNED 0514.C0</p> <p>8413001 2x 0807.36 26x45x8 A SL WD FPM</p> 		
2.8	F28TDCR	JUMPER HDI		<p>PLANNED 0209.0C 1,3 mm</p> <p>0025164 0209.0E 1,4 mm</p> <p>0025165 0209.0F 1,5 mm</p> 	<p>1525134 0249.C3</p> 	<p>0225120 4x</p> 	<p>0325115 4x 0349.H5</p> 	<p>1025117 500327440</p> 	<p>9026504</p> <p>1626523 8x 8x12/15,5x9,5</p>	<p>8125102 0514.A8 FPM</p> 	
2.8	8140.43N	JUMPER HDI	<p>9925103* 0197.Y2</p>  <p>9725143</p> 	<p>PLANNED 0209.0C 1,3 mm</p> <p>0025164 0209.0E 1,4 mm</p> <p>0025165 0209.0F 1,5 mm</p> 	<p>1525133 0249.A0</p> 	<p>0225120 4x</p> 	<p>On demand</p> 	<p>1025119*</p> 	<p>9026504</p> <p>1626523 8x 8x12/15,5x9,5</p>		

CITROEN											
CC	ENGINE	MODEL / YEAR									
D I E S E L	2.8 8140.43S	JUMPER JUMPER Bus HDI JUMPER HDI 09/00→	9925103* 0197.Y2  9725143	PLANNED 0209.0C 1,3 mm 0025164 0209.0E 1,4 mm 0025165 0209.0F 1,5 mm 		1525133 0249.A0  1525134 0249.C3 	0225120 4x 	0325115 4x 0349.H5 	1025119*  1025117 500327440 	9026504 1626523 8x 8x12/15,5x9,5	
	3.0 DT20C	C5 HDI C6 HDI 04/09→	0013018 2x 0209.GX 85 Ø MLS 1,17 mm 2U 0013017 2x 0209.GY 85 Ø MLS 1,22 mm 3U 0013016 2x 0209.GZ 85 Ø MLS 1,27 mm 4U 0013015 2x 0209.HA 85 Ø MLS 1,32 mm 5U 	1544241 2x 0249.E1 	0344257 2x 0349.L0 	PLANNED 0164.75  On demand 0304.57 	9044205 0956.53 (24x) 1613001 24x 0956.53 6x10,5/22x17	PLANNED 0326.29 35x50x7 A SL RD PTFE ACM PLANNED 0514.C0  8413001 2x 0807.36 26x45x8 A SL WD FPM			

