
















































































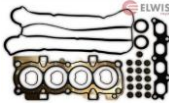















































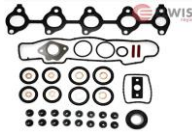




































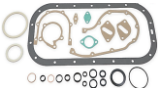













VOLVO			 9900000  9800000  9700000  9500000 								1600000  9000000 	A  RD B  LD AB  LD SL  WD  WD
CC	ENGINE	MODEL / YEAR										
1.5	B 3154 T B 3154 T2 B 3154 T5 B 3154 T7 B 3154 T9 B 3154 T10 95 132 kW (129-180 PS)	XC 40 09/18 ->	98 - On demand 95 - On demand	On demand 31465617 		On demand 32208085 Top 	On demand 	On demand 32208711		90 - On demand 31 375 696 12x On demand 31 375 696	On demand 31401427 24x36x7 A SL LD FPM On demand 31460478 35x47,5x5,5 RD FPM	
1.6	B 4164 S 77 kW (105 PS)	S 40 V 40 09/95-08/99	<u>9855560</u>  95 - On demand	<u>0055560</u> 3 531 015 82,5 Ø 		On demand 	<u>0255561</u> 1 366 787 	<u>9455570</u> 272 461  <u>3055580</u>  30630359 	1920070 	<u>9056002</u> 3 517 893-8 (16x) Eng.→1818168 <u>9055516</u> 9 443 787 (16x) Eng.1818169→ <u>1656010</u> 16x 3 517 893 Eng.→1818168 7x10/13,5x10 <u>1655576</u> 16x 9 443 787 Eng.1818169→ 6x10/13x9,5	<u>8455539</u> 6 842 273-2 35x47x5,6 A SL RD FPM <u>8455577</u> 9 458 178 98x110x8,5 A LD FPM <u>8455570</u> 6 842 272-4 45x57x7 A SL RD MVQ <u>8455542</u> 9 443 310 30x47x7 A SL LD NBR <u>8455567</u> 9 458 309 51x65x7 A SL RD NBR	










































VOLVO					9900000  9800000  9700000  9500000 		 					1600000  9000000   	A  RD B  LD AB  LD SL  WD  WD
CC	ENGINE	MODEL / YEAR											
1.6	B 4164 S2 80 kW (109 PS)	S 40 V 40 03/99-06/04	98 - On demand	0055520 9 443 895 82,5 Ø 		On demand 	0255587 9 458 503 	9455570 272 461  3055579  30883286 	1920070 	9056002 3 517 893-8 (16x) Eng.→1818168 9055516 9 443 787 (16x) Eng.1818169→ 1656010 16x 3 517 893 Eng.→1818168 7x10/13,5x10 1655576 16x 9 443 787 Eng.1818169→ 6x10/13x9,5	8455539 6 842 273-2 35x47x5,6 A SL RD FPM 8455577 9 458 178 98x110x8,5 A LD FPM 8455542 9 443 310 30x47x7 A SL LD NBR 8455567 9 458 309 51x65x7 A SL RD NBR 8455546 9 440 651 45x65x7 A SL RD FPM		
			95 - On demand										

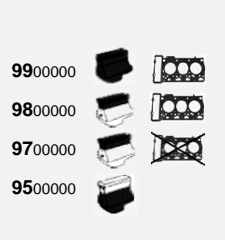


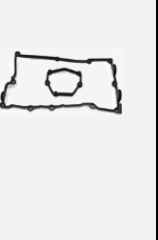




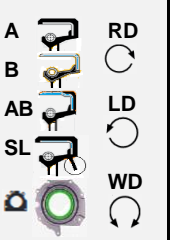















VOLVO			 9900000  9800000  9700000  9500000 								1600000  9000000 	A  RD B  LD AB  LD SL  WD  WD
CC	ENGINE	MODEL / YEAR										
1.6	B 4164 S3 74 kW (100-101 PS)	C30 S40 II V50 →46012 →361422 →373966 01/05→	98 - On demand 95 - On demand	0055598 30 711 613 80 Ø MLS 		1555585 30 711 654 	0255595 4x 30 711 597 	0355525 30 681 330 	1920070 	9026501 31 251 142 (8x) 1626511 1 479 885 1626512 1 479 887	8026510 31 293 199 33x47x5 A SL RD FPM 8126548  30 711 648 PTFE 8426566 31 216 283 38x52x6 A SL RD FPM	
1.6	B 4164 S3 74 kW (100-101 PS)	C30 S40 II V50 46013→ 361423→ 373967→ 01/05→	9826523  95 - On demand	0026591 31 216 200 80 Ø MLS 		1555585 30 711 654 	0255595 4x 30 711 597 	0355525 30 681 330 	1920070 	9026501 31 251 142 (8x) 1626511 1 479 885 1626512 1 479 887	8026510 31 293 199 33x47x5 A SL RD FPM 8126548  30 711 648 PTFE 8426566 31 216 283 38x52x6 A SL RD FPM	
1.6	B 4164 T B 4164 T2 B 4164 T3 110-132 kW (150-180 PS)	S60 II T S80 II T V40 D V60 V60 T V70 III T 04/10→	9826519  95 - On demand	0026590 31 460 680 80 Ø MLS 		1526517 31 330 772 	0255596 31 330 777 	0326581 31 339 833 	1920070 	90 - On demand 31 330 403 (16X) On demand 16x	8026510 31 293 199 33x47x5 A SL RD FPM PLANNED 46x56,4x7 A SL RD FPM	
































VOLVO																						
CC	ENGINE	MODEL / YEAR																				
1.6	D 16 <i>40 kW (54 PS)</i>	340-360 D <i>08/84-07/91</i>	9755534* 3 287 709-4  9555533 3 287 710-2 	On demand 3 343 863-1 79 Ø 1,7 mm 1U On demand 3 343 862-3 79 Ø 1,6 mm 2U On demand 3 343 864-9 79 Ø 1,8 mm 3U 		1555580 3 343 793-0 	On demand 	On demand 	1920070 	9056005 3 344 261-7 (8x) 1656040 8x 3 344 261-7 8x11/14x10	On demand 8 414 241-3 50x68x10 A RD MVQ 8144211 3 287 542-9 85x105x8 A SL LD MVQ 8155563 3 342 090-2 30x40x7 A SL RD FPM											
1.6	D 4162 T <i>84 kW (114-115 PS)</i>	C30 D S40 II D S80 II S80 II D V40 D V50 D V60 D V70 III D <i>01/10→</i>	9726597  95 - On demand	On demand 75,7 Ø MLS 1,25 mm 5U PLANNED 75,7 Ø MLS 1,3 mm 6U PLANNED 75,7 Ø MLS 1,35 mm 4U PLANNED 75,7 Ø MLS 1,4 mm 7U PLANNED 75,7 Ø MLS 1,45 mm 8U 	9226502 55 355 619 	1526592 31 330 335 		0326547 1 690 577 	1920070 	9026507 31 330 184 (8x) 1626510 8x 31 330 184 5x9,5/17,5x23	8426505 30 711 488 40x55x6,4 A SL RD PTFE ACM 8056002 31 258 204 85x105x8,8 A SL LD PTFE ACM 8444212 30 735 092 27x47x7 A SL RD PTFE ACM											

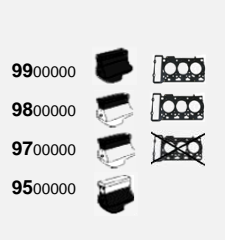







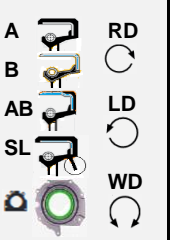













VOLVO					9900000 9800000 9700000 9500000							1600000 9000000	A  RD B  LD AB  LD SL  WD 	
CC	ENGINE	MODEL / YEAR												
1.6	D 4164 T	C30 D S40 II D S80 II D V50 D V70 III D 01/05→	9726504  9526503 	0044202* 30 735 081 76 Ø 1,25 mm 4U MLS 0044204* 30 735 082 76 Ø 1,3 mm 5U MLS 0044205 30 735 083 76 Ø 1,35 mm 3U MLS 0044214 30 735 084 76 Ø 1,4 mm 6U MLS 0044297 30 735 085 76 Ø 1,45 mm 7U MLS 	9226502 55 355 619 	1526512 30 735 093 	0215420 4x 30 711 091  0215419 4x 30 711 090  9426501 	0326510 30 711 093 	1920070 	90 - PLANNED 30 711 502 (16x) 1626501 30 711 502 16x 4,5x9/18x14	8426505 30 711 488 40x55x6,4 A SL RD PTFE ACM 8056002 31 258 204 85x105x8,8 A SL LD PTFE ACM 8444212 30 735 092 27x47x7 A SL RD PTFE ACM			
1.7	B 17 2 K B 18 FT B 18 FTM B 18 K 58-90 kW (79-122 PS)	340-360 440 T 460 T 480 T 08/85→	9846813 9555533 3 287 710-2 	0046835 3 344 303-7 82 Ø 1,3 mm 	9255532 270 664-6 Water pump kit 	1555580 3 343 793-0 	0155580 3 287 787-0 	0155580 3 287 787-0 	1055580 3 345 331 	9056005 3 344 261-7 (8x) 1656040 8x 3 344 261-7 8x11/14x10	On demand 8 414 241-3 50x68x10 A RD MVQ 8455524 1 257 049-5 85x105x11 A SL LD FPM 8144211 3 287 542-9 85x105x8 A SL LD MVQ 8455581 3 287 556 25x42x8 A SL RD FPM 8455579 3 344 397 22x45x7 A SL LD MVQ			

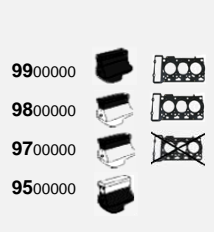







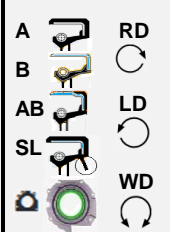



















VOLVO			 9900000  9800000  9700000  9500000 								1600000  9000000 	A  RD B  LD AB  LD SL  WD  WD
CC	ENGINE	MODEL / YEAR										
1.7	B 18 E B 18 ED B 18 EP B 18 F B 18 FP B 18 KD B 18 KP B 18 KPD 58-80 kW (79-109 PS)	440 460 480 04/86→	98 - On demand 3 344 209-6 9555533 3 287 710-2 	0046835 3 344 303-7 82 Ø 1,3 mm 	9255532 270 664-6 Water pump kit 	1555580 3 343 793-0 	0155580 3 287 787-0 	0155580 3 287 787-0 	1055580 3 345 331 	9056005 3 344 261-7 (8x) 1656040 8x 3 344 261-7 8x11/14x10	On demand 8 414 241-3 50x68x10 A RD MVQ 8455524 1 257 049-5 85x105x11 A SL LD FPM 8144211 3 287 542-9 85x105x8 A SL LD MVQ 8455581 3 287 556 25x42x8 A SL RD FPM 8455579 3 344 397 22x45x7 A SL LD MVQ	
1.8	B 18 U 66 kW (90 PS)	440 460 08/91-12/96	9846848  9555533 3 287 710-2 	0055581 3 467 605 83,2 Ø 1 mm 		1555580 3 343 793-0 	0155585 3 466 617 	0155585 3 466 617 	1055580 3 345 331 	9056005 3 344 261-7 (8x) 1656040 8x 3 344 261-7 8x11/14x10	On demand 8 414 241-3 50x68x10 A RD MVQ 8455524 1 257 049-5 85x105x11 A SL LD FPM 8144211 3 287 542-9 85x105x8 A SL LD MVQ 8455581 3 287 556 25x42x8 A SL RD FPM 8455579 3 344 397 22x45x7 A SL LD MVQ	














































VOLVO 			9900000  9800000  9700000  9500000 							1600000  9000000 	A  RD B  LD AB  LD SL  WD 
CC	ENGINE	MODEL / YEAR									
1.8	B 4184 S 85 kW (115 PS)	S40 V40 07/95-08/99	9855561  95 - On demand	0055561 3 531 016 85 Ø  		On demand 	0255561 1 366 787  	0355570 1 366 786  	1920070 	9056002 3 517 893-8 (16x) 1656010 16x 3 517 893 7x10/13,5x10	8455539 6 842 273-2 35x47x5,6 A SL RD MVQ 8455577 9 458 178 98x110x8,5 A LD FPM 8455542 2x 9 443 310 30x47x7 A SL LD NBR 8455567 9 458 309 51x65x7 A SL RD NBR 8455546 9 440 651 45x65x7 A SL RD FPM
1.8	B 4184 SJ 90 kW (122 PS)	S40 V40 06/01-06/04	99 - On demand MD977793 98 - On demand 95 - On demand	PLANNED 30 874 405 82 Ø MLS 		On demand 30 875 617 On demand 30 875 618 	On demand 4x 30 875 653 	0355576 30 875 138  	1920070 	90 - On demand 30 874 486 (16x)	8438819 30 874 033 37x50x6 A SL RD NBR 8438820 30 875 591 85x103x8 A SL LD MVQ 8438811 2x 30 874 307 35x50x8 A SL RD MVQ
1.8	B 4184 SM 92 kW (125 PS)	S40 V40 03/98-06/04	99 - On demand MD978095 98 - On demand 95 - On demand	PLANNED 30 874 405 82 Ø MLS 		1538827 30 873 424  	0255590 30 874 279  	0338811 30 875 138  	1920070 	9052803 30 874 486 (16x) 1652824 30 874 486 x16	8438819 30 874 033 37x50x6 A SL RD NBR 8438820 30 875 591 85x103x8 A SL LD MVQ 8438811 2x 30 874 307 35x50x8 A SL RD MVQ

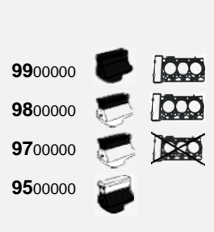








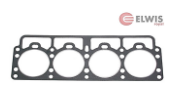


























VOLVO																				
CC	ENGINE	MODEL / YEAR																		
1.8	B 4184 S11 92 kW (125 PS)	C30 S40 II V50 04/04→	9926501 		0026520 30 777 325 85 Ø MLS 				1537540 8 694 684 		0226525 4x 8 694 776  9426525 4x 8 694 776 		0326515 30 650 341 		1920070 		9026503 8 694 965 (8x) +8 694 964 (8x) 1626515 8x 1 206 655 5,5x11/18x25 1626514 8x 1 151 825 5,5x11/18x25		8426511 30 711 875 37x50x8 A SL RD FPM 8126546 30 711 874 PTFE	
1.8	B 4184 S2 B 4184 S3 B 4184 S9 85-90 kW (115-122 PS)	S40 V40 07/95-06/04	9855528  95 - On demand		0055526 9 404 725 84,5 Ø 				On demand 		0255587 9 458 503 		9455570 272 461  3055580  30630359 3055579  30883286		1920070 		9056002 3 517 893-8 (16x) Eng.→1818168 9055516 9 443 787 (16x) Eng.1818169→ 1656010 16x 3 517 893 Eng.→1818168 7x10/13,5x10 1655576 16x 9 443 787 Eng.1818169→ 6x10/13x9,5		8455539 6 842 273-2 35x47x5,6 A SL RD MVQ 8455577 9 458 178 98x110x8,5 A LD FPM 8455542 9 443 310 30x47x7 A SL LD NBR 8455567 9 458 309 51x65x7 A SL RD NBR 8455546 9 440 651 45x65x7 A SL RD FPM	

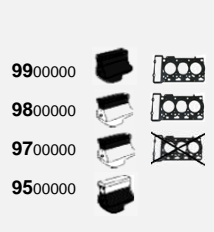


















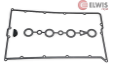












VOLVO			 9900000  9800000  9700000  9500000 								1600000  9000000 	A  RD  B  LD  AB  LD  SL  WD   
CC	ENGINE	MODEL / YEAR										
1.8	B 4184 S8 92 kW (125 PS)	C30 FlexiFuel S40 IIFlexiFuel V50 FlexiFuel 01/05→	98 - On demand	0026520 30 777 325 85 Ø MLS 		1537540 8 694 684 	0226525 4x 8 694 776  9426525 4x 8 694 776 	0326515 30 650 341 	1920070 	9026503 8 694 965 (8x) +8 694 964 (8x) 1626515 8x 1 206 655 5,5x11/18x25 1626514 8x 1 151 825 5,5x11/18x25	8426511 30 711 875 37x50x8 A SL RD FPM 8126546  30 711 874 PTFE	
			9526501 									














































VOLVO																				
CC	ENGINE	MODEL / YEAR																		
1.9	B 4194 T 147 kW (200 PS)	S40 T V40 T 05/97-07/00	9855560  95 - On demand	0055560 3 531 015 82,5 Ø 	On demand 	0255561 1 366 787 	9455570 272 461 	1920070 	9056002 3 517 893-8 (16x) Eng.→1818168 9055516 9 443 787 (16x) Eng.1818169→ 1656010 16x 3 517 893 Eng.→1818168 7x10/13,5x10 1655576 16x 9 443 787 Eng.1818169→ 6x10/13x9,5	8455539 6 842 273-2 35x47x5,6 A SL RD MVQ 8455577 9 458 178 98x110x8,5 A LD FPM 8455570 2x 6 842 272-4 45x57x7 A SL RD MVQ 8455542 9 443 310 30x47x7 A SL LD NBR 8455567 9 458 309 51x65x7 A SL RD NBR 8455546 9 440 651 45x65x7 A SL RD FPM										
1.9	B 4194 T2 147 kW (200 PS)	S40 T 05/97-07/00	98 - On demand 95 - On demand	0055520 9 443 895 82,5 Ø 	On demand 	0255561 1 366 787 	9455570 272 461  3055580  30630359 3055579  30883286	1920070 	9056002 3 517 893-8 (16x) Eng.→1818168 9055516 9 443 787 (16x) Eng.1818169→ 1656010 16x 3 517 893 Eng.→1818168 7x10/13,5x10 1655576 16x 9 443 787 Eng.1818169→ 6x10/13x9,5	8455539 6 842 273-2 35x47x5,6 A SL RD MVQ 8455577 9 458 178 98x110x8,5 A LD FPM 8455542 2x 9 443 310 30x47x7 A SL LD NBR 8455567 9 458 309 51x65x7 A SL RD NBR 8455546 9 440 651 45x65x7 A SL RD FPM										

































VOLVO																				
CC	ENGINE	MODEL / YEAR																		
1.9	D 19 T D 4192 T F8Q 768 66-69 kW (90-94 PS)	S40 D V40 D 440 D 460 D 07/94→	9755540 77 01 466 719  9555533 3 287 710-2 	0046865 3 345 348 81 Ø 1,4 mm 2U 0046866 3 345 349 81 Ø 1,5 mm 1U 0046843 3 345 350 81 Ø 1,6 mm 3U 		1555580 3 343 793-0 	0155540 3 345 285 	0155540 3 345 285 	1055580 3 345 331 	9056005 3 344 261-7 (8x) 1656040 3 344 261-7 8x11/14x10	8155562 8 414 241 50x68x10 A SL RD FPM 8144211 3 287 542-9 85x105x8 A SL LD MVQ 8455581 3 287 556 25x42x8 A SL RD FPM									
1.9	D 4192 T2 70 kW (95 PS)	S40 D V40 D 03/99-07/00	9746841  9546808*	0046847 30 889 390 81 Ø 1,35 mm 2U 0046848 30 889 391 81 Ø 1,45 mm 1U 0046849 30 889 392 81 Ø 1,55 mm 3U 		1546819 30 621 277 	0146816 30 750 740 	0146816 30 750 740 	1046818 31 251 147 	9056003 30 638 662 (8x) 1656010 3 517 893 7x10/13,5x10	PLANNED 30 862 838 42x54x6 A SL RD ACM FPM 8446829* 30 862 835 85x105x11 A SL LD FPM 8455581 3 287 556 25x42x8 A SL RD FPM									
1.9	D 4192 T3 D 4192 T4 75-85 kW (102-115 PS)	S40 D V40 D 07/00-06/04	9746841  9546808*	0046846 31 216 523 81 Ø 1,25 mm MLS 0046804 81 Ø 1,6 mm MLS 		1546819 30 621 277 	0146816 30 750 740 	0146816 30 750 740 	1046818 31 251 147 	9056003 30 638 662 (8x) 1656010 3 517 893 7x10/13,5x10	PLANNED 30 862 838 42x54x6 A SL RD ACM FPM 8446829* 30 862 835 85x105x11 A SL LD FPM 8455581 3 287 556 25x42x8 A SL RD FPM									

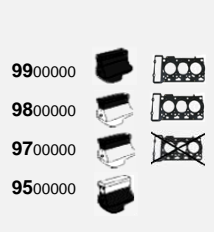





















VOLVO			 9900000  9800000  9700000  9500000 								1600000  9000000 	A  RD B  LD AB  LD SL  WD  WD
CC	ENGINE	MODEL / YEAR										
2.0	B 19 A 65-71 kW (88-97 PS)	240 340-360 08/76-12/84	9855539 270 676-0 +271 342-8 +1 306 333-4 9555550 270 678-6 	PLANNED 1 378 645-1 95 Ø 1,3 mm 	2155539 463 416-8  5555539 3514628 	1555539 1 378 909-4 	0255542 1 378 879 	0355539 4x 1 378 217-2  On demand  671 822-5  9455545 271342 	1055539 1 378 864-1 	9055506 1 306 630-3 (4x) 1655533 4x 8x11/15x9 	8055566 1 276 424 52x68x11 A SL RD MVQ 8155566 6 842 160 92x110x7 A SL LD MVQ	
2.0	B 19 E B 19 ET 83-110 kW (113-150 PS)	240 340-360 740 08/82-08/84	9855540 270 677-8 +271 342-8 +1 306 333-4  9555540 270 679-4 	PLANNED 1 378 645-1 95 Ø 1,3 mm 	3655539 1378493 Timing gasket  2155539 463 416-8  4555545 1378491 	1555539 1 378 909-4 	0255542 1 378 879 	0355539 4x 1 378 217-2  3055534  671 822-5  9455539 271704  9455545 271342 	1055539 1 378 864-1 	9055506 1 306 630-3 (4x) 1655533 4x 8x11/15x9 	8055566 1 276 424 52x68x11 A SL RD MVQ 8155566 6 842 160 92x110x7 A SL LD MVQ	


































VOLVO																				
CC	ENGINE	MODEL / YEAR																		
2.0	B 20 A 60 kW (82 PS)	P 121 140 240 08/68-07/76			0055537 462 623-0 91 Ø 1,2 mm 	9255532 270 664-6 Water pump kit 	1555532 419 678-8 	0155532 1378911 	0155532 1378911  3055534 671 822-5 	1055539 1 378 864-1 	90 - On demand 1 306 630-3 (8x) 1655533 8x 8x11/15x9									
2.0	B 20 E B 20 F 80-85 kW (109-116 PS)	140 440 460 480 09/72-07/96	9855537 275 560-1  95 - On demand		0055537 462 623-0 91 Ø 1,2 mm 	9255532 270 664-6 Water pump kit 	1555532 419 678-8 	0155536 419 764-6 	0155536 419 764-6  3055534 671 822-5 	1055539 1 378 864-1 	90 - On demand 1 306 630-3 (8x) 1655533 8x 8x11/15x9									
2.0	B 200 E B 200 EA B 200 ET B 200 F B 200 FT B 200 G B 200 GT 80-139 kW (109-189 PS)	240 340-360 740 740 T 940 940 II 940 II T 940T 08/83→	9855547 270 688-5 +271 342-8  9555540 270 679-4 		PLANNED 1 378 645-1 95 Ø 1,3 mm 	3655539 270 664-6  4555545 1378491 	1555545 1 336 753-7 	0255542 1 378 879 	0355539 4x 1 378 217-2  3055534 671 822-5  9455539 271704  9455545 271342 	1055539 1 378 864-1 	9055506 1 306 630-3 (4x) 1655533 4x 8x11/15x9		8055566 1 276 424 52x68x11 A SL RD MVQ 8155566 6 842 160 92x110x7 A SL LD MVQ							

































VOLVO																				
CC	ENGINE	MODEL / YEAR																		
2.0	B 200 K 70-77 kW (95-105 PS)	240 340-360 740 08/80-08/90	98 - On demand 270 686-9 +271 342-8 9555550 270 678-6 	PLANNED 1 378 645-1 95 Ø 1,3 mm 	5555539 3514628 	1555545 1 336 753-7 	0255542 1 378 879 	0355539 4x 1 378 217-2  3055534 671 822-5 	1055539 1 378 864-1 	9055506 1 306 630-3 (4x) 1655533 4x 8x11/15x9  	8055566 1 276 424 52x68x11 A SL RD MVQ 8155566 6 842 160 92x110x7 A SL LD MVQ									
2.0	B204FT 140 kW (190 PS)	Ginetta G34 2.0 01/95-08/98				9155540 271393  1555550 1378851 	0255541 1 378 854 	0355541 1 378 852  3055534 671 822-5 												
2.0	B 4204 S B 4204 T 100-118 kW (136-160 PS)	S40 S40 T V40 V40 T 07/95-06/04	9855561  95 - On demand	0055561 3 531 016 85 Ø 		On demand 	0255561 1 366 787 	0355570 4x 1 366 786 	1920070 	9056002 3 517 893-8 (16x) 1656010 16x 3 517 893 7x10/13,5x10  	8455539 6 842 273-2 35x47x5,6 A SL RD MVQ 8455577 9 458 178 98x110x8,5 A LD FPM 8455570 2x 6 842 272-4 45x57x7 A SL RD MVQ 8455542 2x 9 443 310 30x47x7 A SL LD NBR									

















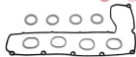


VOLVO			 9900000  9800000  9700000  9500000 		 		 		 		1600000  9000000 		A  RD  B  LD  AB  SL  WD 					
CC	ENGINE	MODEL / YEAR																
2.0	B 4204 S2 100 kW (136 PS)	S40 V40 07/95-06/04	9855528  95 - On demand		0055526 9 404 725 84,5 Ø  		On demand 		0255587 9 458 503  		9455570 272 461   3055580  30630359  3055579  30883286 		1920070 		9056002 3 517 893-8 (16x) Eng.→1818168 9055516 9 443 787 (16x) Eng.1818169→ 1656010 16x 3 517 893 Eng.→1818168 7x10/13,5x10 1655576 16x 9 443 787 Eng.1818169→ 6x10/13x9,5		8455539 6 842 273-2 35x47x5,6 A SL RD MVQ 8455577 9 458 178 98x110x8,5 A LD FPM 8455542 2x 9 443 310 30x47x7 A SL LD NBR 8455567 9 458 309 51x65x7 A SL RD NBR 8455546 9 440 651 45x65x7 A SL RD FPM	
2.0	B 4204 S3 B 4204 S4 107 kW (145-146 PS)	C30 C30 FlexiFuel S40 II S80 II S80 II FlexiFuel V50 V50 FlexiFuel V70 III V70 III FlexiFuel 08/95-09/04	98 - On demand 95 - On demand		0026518 30 777 325 89 Ø   		1537540 8 694 684  		0226525 4x 8 694 776   9426525 8 694 776 4x 		0326515 30 650 341  		1920070 		9026503 8 694 965 (8x) +8 694 964 (8x) 1626515 8x 1 206 655 5,5x11/18x25 1626514 8x 1 151 825 5,5x11/18x25		8426511 30 711 875 37x50x8 A SL RD FPM 8126546  30 711 874 PTFE	























VOLVO			 9900000  9800000  9700000  9500000 								1600000  9000000 	A  RD B  LD AB  LD SL  WD  WD
CC	ENGINE	MODEL / YEAR										
2.0	B 4204 T2 B 4204 T3 B 4204 T5 120-147 kW (163-200 PS)	S40 T V40 T 07/99-06/04	9855526  95 - On demand	0055526 9 404 725 84,5 Ø 		On demand	0255561 1 366 787 	9455570 272 461  3055580 30630359  3055579 30883286 	1920070 	9056002 3 517 893-8 (16x) Eng.→1818168 9055516 9 443 787 (16x) Eng.1818169→ 1656010 16x 3 517 893 Eng.→1818168 7x10/13,5x10 1655576 16x 9 443 787 Eng.1818169→ 6x10/13x9,5	8455539 6 842 273-2 35x47x5,6 A SL RD MVQ 8455577 9 458 178 98x110x8,5 A LD FPM 8455542 2x 9 443 310 30x47x7 A SL LD NBR 8455567 9 458 309 51x65x7 A SL RD NBR 8455546 9 440 651 45x65x7 A SL RD FPM	
2.0	B 4204 T6 B 4204 T7 149-177 kW (203-241 PS)	S60 II T S80 II S80 II T S80 T V70 III V70 III T XC60 T 01/10→	98 - On demand 95 - On demand	0026593 31 316 604 MLS 		On demand	On demand 31 316 607  0226593 31 316 346 	0326582 30 787 935 	1920070 	9026503 8 694 965 (8x) +8 694 964 (8x) 1626515 8x 1 206 655 5,5x11/18x25 1626514 8x 1 151 825 5,5x11/18x25	8426511 30 711 875 37x50x8 A SL RD FPM 8126546  30 711 874 PTFE	
2.0	B 4204 T27 B 4204 T28 B 4204 T29 B 4204 T29P B 4204 T35 B 4204 T39 B 4204 T46 B 4204 T48 186-270 kW (253-367 PS)	S60 II T6 S60 II T6 AWD S60 III T6 AWD S60 III T6 AWD Hybrid S90 II T6 AWD V60 I T6 AWD V60 II T6 AWD Hybrid V90 II Estate XC60 I SUV XC60 II T6 AWD XC90 II T6 AWD 09/14→		0055599 31 401 489 83 Ø 1,5 mm MLS 								

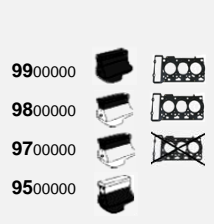
















VOLVO																				
CC	ENGINE	MODEL / YEAR																		
2.0	B 5202 F B 5202 S 93 kW (126 PS)	S70 V70 850 08/94→	98 - On demand	0055552 9 135 513-1 83 Ø 		PLANNED 	0255571 9 146 262 	9455525 271 736  0355572 271 736 	1920070 	9056012 3 517 893-8 (10x) 1656010 10x 3 517 893 7x10/13,5x10	8455539 6 842 273-2 35x47x5,6 A SL RD MVQ 8455577 9 458 178 98x110x8,5 A LD FPM 8455570 6 842 272-4 45x57x7 A SL RD MVQ 8455584 3 507 309-7 30x54x15 A RD FPM									
2.0	B 5204 F 105 kW (143 PS)	S70 V70 850 06/91-11/00	9855593 	0055552 9 135 513-1 83 Ø 		PLANNED 	0255572 1 275 055 	9455530 271 735 	1920070 	90 - On demand 3 517 893 (20x) 1656010 20x 3 517 893 7x10/13,5x10	8455539 6 842 273-2 35x47x5,6 A SL RD MVQ 8455577 9 458 178 98x110x8,5 A LD FPM 8455570 2x 6 842 272-4 45x57x7 A SL RD MVQ 8455542 2x 9 443 310 30x47x7 A SL LD NBR									
2.0	B 5204 T B 5204 T2 B 5204 T5	C30 20V XC70 20V S40 20V V50 20V C70 CABRIOLE 20V 2010 ->		On demand 82 Ø MLS 1,00 mm On demand 1,05 mm On demand 1,10 mm On demand 1,15 mm On demand 1,20 mm 																








































VOLVO					9900000  9800000  9700000  9500000 	  	 	 	1600000  9000000 	A  RD B  LD AB  LD SL  WD  WD	
CC	ENGINE	MODEL / YEAR									
2.0	B 5204 FT B 5204 T 155 kW (210-211 PS)	S70 T V70 T 850 T 02/93-11/00	98 - On demand 9555586	<u>0055552</u> 9 135 513-1 83 Ø 		PLANNED 	<u>0255573</u> 9 146 266-3 	<u>9455520</u> 271 802-1 	1920070 	90 - On demand 3 517 893 (20x) <u>1656010</u> 20x 3 517 893 7x10/13,5x10	<u>8455539</u> 6 842 273-2 35x47x5,6 A SL RD MVQ <u>8455577</u> 9 458 178 98x110x8,5 A LD FPM <u>8455570</u> 2x 6 842 272-4 45x57x7 A SL RD MVQ <u>8455542</u> 2x 9 443 310 30x47x7 A SL LD NBR
2.0	B 5204 T2 B 5204 T3 B 5204 T4 B 5204 T5 120-166 kW (163-226 PS)	C70 C70 T S60 S70 S70 T S80 S80 T V70 V70 T 01/97-07/06	98 - On demand →12/99 98 - On demand Eng.→1817652 98 - On demand Eng.1817653→ 9555586	<u>0055552</u> 9 135 513-1 83 Ø →12/99  <u>0055563</u> 9 443 896 82,5 Ø 01/00→ 	7055565 30650969 exhaust pipe 	PLANNED 	<u>0255583</u> 9 458 534 	<u>9455520</u> 271 802-1  <u>3055577</u>  8642449 	1920070 	90 - On demand 3 517 893 (20x) Eng.→1817652 90 - On demand 9 443 787 (20x) Eng.1817653→ <u>1656010</u> 20x 3 517 893 Eng.→1817652 7x10/13,5x10 <u>1655576</u> 20x 9 443 787 Eng.1817653→ 6x10/13x9,5	<u>8455539</u> 6 842 273-2 35x47x5,6 A SL RD MVQ <u>8455577</u> 9 458 178 98x110x8,5 A LD FPM <u>8455542</u> 2x 9 443 310 30x47x7 A SL LD NBR <u>8455567</u> 9 458 309 51x65x7 A SL RD NBR <u>8455546</u> 9 440 651 45x65x7 A SL RD FPM











































VOLVO			 9900000  9800000  9700000  9500000 							1600000  9000000   	A  RD B  LD AB  LD SL  WD  WD
CC	ENGINE	MODEL / YEAR									
2.0	B 5204 T2 132 kW (179-180 PS)	850 T 09/93-10/97	98 - On demand Eng.→1817652 98 - On demand Eng.1817653→ 98 - On demand	<u>0055552</u> 9 135 513-1 83 Ø 		PLANNED 	<u>0255583</u> 9 458 534 	<u>9455520</u> 271 802-1 	1920070 	90 - On demand 3 517 893 (20x) Eng.→1817652 90 - On demand 9 443 787 (20x) Eng.1817653→ <u>1656010</u> 20x 3 517 893 Eng.→1817652 7x10/13,5x10 <u>1655576</u> 20x 9 443 787 Eng.1817653→ 6x10/13x9,5	<u>8455539</u> 6 842 273-2 35x47x5,6 A SL RD MVQ <u>8455577</u> 9 458 178 98x110x8,5 A LD FPM <u>8455542</u> 2x 9 443 310 30x47x7 A SL LD NBR <u>8455567</u> 9 458 309 51x65x7 A SL RD NBR <u>8455546</u> 9 440 651 45x65x7 A SL RD FPM
2.0	B 5204 T4 B 5204 T5 120-132 kW (163-180 PS)	C70 T S60 T V70 II T 03/00-04/10	98 - On demand Eng.→1817652 98 - On demand Eng.1817653→ 98 - On demand	<u>0055563</u> 9 443 896 82,5 Ø 		PLANNED 	<u>0255583</u> 9 458 534 	<u>9455520</u> 271 802-1  <u>3055577</u>  8642449 	1920070 	90 - On demand 3 517 893 (20x) Eng.→1817652 90 - On demand 9 443 787 (20x) Eng.1817653→ <u>1656010</u> 20x 3 517 893 Eng.→1817652 7x10/13,5x10 <u>1655576</u> 20x 9 443 787 Eng.1817653→ 6x10/13x9,5	<u>8455539</u> 6 842 273-2 35x47x5,6 A SL RD MVQ <u>8455577</u> 9 458 178 98x110x8,5 A LD FPM <u>8455542</u> 2x 9 443 310 30x47x7 A SL LD NBR <u>8455567</u> 9 458 309 51x65x7 A SL RD NBR <u>8455546</u> 9 440 651 45x65x7 A SL RD FPM



































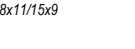













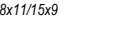


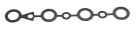


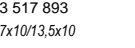
VOLVO																						
CC	ENGINE	MODEL / YEAR																				
2.0	B 5204 T8 B 5204 T9 132-157 kW (180-214 PS)	V40 T 03/13→	98 - On demand 9555586	On demand 31 330 457 82 Ø 1,3 mm 		PLANNED 	<u>0255592</u> 30 650 074 	<u>0355577</u> 8 699 467 	1920070 	90 - On demand 9 443 787 (10x) +31 316 151 (10x) <u>1655576</u> 10x 9 443 787 6x10/13x9,5 On demand 10x 31 316 151	<u>8455539</u> 6 842 273-2 35x47x5,6 A SL RD MVQ <u>8455577</u> 9 458 178 98x110x8,5 A LD FPM <u>8455567</u> 2x 9 458 309 51x65x7 A SL RD NBR											
2.0 D I E S E L	D 4204 T D 4204 T2 96-100 kW (131-136 PS)	C30 D C70 II D S40 II D S80 II D V50 D V70 III D 01/04→	9744261 01/04→ 98 - On demand 01/08→ 95 - On demand 01/04→ 95 - On demand 01/08→	On demand 8 653 714 86 Ø 1,25 mm MLS 2U <u>0044208*</u> 8 653 715 86 Ø 1,3 mm MLS 3U <u>0044207</u> 8 653 716 86 Ø 1,35 mm MLS 4U <u>0044203</u> 8 653 717 86 Ø 1,4 mm MLS 5U 		<u>9144256</u> 30 757 077 	<u>0344256</u> 8 653 687 	1920070 	90 - PLANNED 8 653 750 (16x) <u>1644214</u> 16x 8 653 750 6x10/20x21,5	PLANNED 30 757 227 42x62x7 A SL RD PTFE PLANNED 30 757 228 90x110x7 A SL LD PTFE <u>8044232</u> 8 653 758 27x47x7 A SL RD ACM												































VOLVO			 9900000  9800000  9700000  9500000														 1600000  9000000		 A  B  AB  SL  D  RD  LD  WD	
CC	ENGINE	MODEL / YEAR																		
2.0	D 4204 T6 D 4204 T11 D 4204 T23	S60 II D5 S90 II D5 AWD V60 II D5 V90 II D5 AWD XC60 II D5 XC90 II D5 AWD 03/16→	On demand 31 430 181 83 Ø MLS 0,83 mm 1U																	
	165-177 kW (190-240 PS)		On demand 31 430 182 83 Ø MLS 0,90 mm 2U																	
			On demand 31 430 183 83 Ø MLS 0,97 mm 3U																	
			On demand 31 430 184 83 Ø MLS 1,05 mm 4U																	
			On demand 31 480 231 83 Ø MLS 0,83 mm 1U																	
			On demand 31 480 232 83 Ø MLS 0,90 mm 2U																	
			On demand 31 480 233 83 Ø MLS 0,97 mm 3U																	
			On demand 31 480 234 83 Ø MLS 1,05 mm 4U																	





































VOLVO																				
CC	ENGINE	MODEL / YEAR																		
2.0	D 5204 T D 5204 T2 D 5204 T5 110-130 kW (150-177 PS)	C30 D C70 II D S40 II D S60 II D S80 II D V50 D V60 D V70 III D XC60 D XC70 II D 01/10→	97 - PLANNED	On demand 31 362 321 82 Ø 1 mm 2U PLANNED 31 382 322 82 Ø 1,05 mm 3U On demand 31 392 323 82 Ø 1,1 mm 4U On demand 31 392 324 82 Ø 1,15 mm 5U On demand 31 392 325 82 Ø 1,2 mm 3U 		1555501 30 777 600 		On demand 30 777 682 	1920070 	9055503 036 109 675 (20x) 1642657 20x 8 631 652 6x8,5/10x12	8455539 6 842 273-2 35x47x5,6 A SL RD MVQ 8455577 9 458 178 98x110x8,5 A LD FPM									
2.0	D 5204 T3 D 5204 T4 D 5204 T6 D 5204 T7 100-130 kW (136-177 PS)	S60 II D S80 II D V40 D V60 D V70 III D XC60 D XC70 II D 01/10→	97 - PLANNED	On demand 31 362 321 82 Ø 1 mm 2U PLANNED 31 382 322 82 Ø 1,05 mm 3U On demand 31 392 323 82 Ø 1,1 mm 4U On demand 31 392 324 82 Ø 1,15 mm 5U On demand 31 392 325 82 Ø 1,2 mm 3U 		1555501 30 777 600 		On demand 30 777 682 	1920070 	9055503 036 109 675 (20x) 1642657 20x 8 631 652 6x8,5/10x12	8455539 6 842 273-2 35x47x5,6 A SL RD MVQ On demand 31 330 091 98x142,5x9,5 A SL LD PTFE									

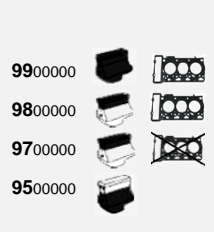





























VOLVO			 9900000  9800000  9700000  9500000							 1600000  9000000	 A  B  AB  SL  WD
CC	ENGINE	MODEL / YEAR									
2.1	B 21 A 71-79 kW (97-107 PS)	240 08/74-07/84	9855539 270 676-0 +271 342-8 +1 306 333-4 9555550 270 678-6 	PLANNED 1 378 645-1 95 Ø 1,3 mm 	2155539 463 416-8  5555539 3514628 	1555539 1 378 909-4 	0255542 1 378 879 	0355539 4x 1 378 217-2  3055534 671 822-5  9455545 271342 	1055539 1 378 864-1 	9055506 1 306 630-3 (4x) 1655533 4x 8x11/15x9	8055566 1 276 424 52x68x11 A SL RD MVQ 8155566 6 842 160 92x110x7 A SL LD MVQ
2.1	B 21 E B 21 ET B 21 B 21 FT 80-121 kW (109-165 PS)	240 240 T 340-360 08/74→	9855540 270 677-8 +271 342-8 +1 306 333-4  9555540 270 679-4 	PLANNED 1 378 645-1 95 Ø 1,3 mm 	3655539  2155539 463 416-8  4555545 1378491 	1555539 1 378 909-4 	0255542 1 378 879 	0355539 4x 1 378 217-2  3055534 671 822-5  9455545 271342 	1055539 1 378 864-1 	9055506 1 306 630-3 (4x) 1655533 4x 8x11/15x9	8055566 1 276 424 52x68x11 A SL RD MVQ 8155566 6 842 160 92x110x7 A SL LD MVQ























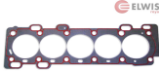














VOLVO			 9900000 9800000 9700000 9500000								1600000 9000000	A  RD B  LD AB  LD SL  WD  WD
CC	ENGINE	MODEL / YEAR										
2.3	B 23 A 82-84 kW (112-114 PS)	240 740 08/80-07/90	98 - On demand 270 685-1 +271 342-8 9555550 270 678-6 	0055543 1 332 644-2 98,5 Ø 1,3 mm 	2155539 463 416-8  5555539 3514628 	1555539 1 378 909-4 	0255542 1 378 879 	0355539 4x 1 378 217-2  3055534 671 822-5  9455545 271342 	1055539 1 378 864-1 	9055506 1 306 630-3 (4x) 1655533 4x 8x11/15x9	8055566 1 276 424 52x68x11 A SL RD MVQ 8155566 6 842 160 92x110x7 A SL LD MVQ	
2.3	B 23 E B 23 F B 23 FT 83-119 kW (113-162 PS)	240 740 08/78→	9855543 270 684-4 +271 342-8 +1 306 333-4  9555540 270 679-4 	0055543 1 332 644-2 98,5 Ø 1,3 mm 	2155539 463 416-8  2155539 463 416-8  4555545 1378491 	1555539 1 378 909-4 	0255542 1 378 879 	0355539 4x 1 378 217-2  3055534 671 822-5  9455545 271342 	1055539 1 378 864-1 	9055506 1 306 630-3 (4x) 1655533 4x 8x11/15x9	8055566 1 276 424 52x68x11 A SL RD MVQ 8155566 6 842 160 92x110x7 A SL LD MVQ	
2.3	B 23 ET 127 kW (173 PS)	760 T 08/82-07/84		0055543 1 332 644-2 98,5 Ø 1,3 mm 	3655539 463 416-8  2155539 463 416-8 	1555539 1 378 909-4 	0255542 1 378 879 	0355539 4x 1 378 217-2  9455539 271704 	1055539 1 378 864-1 	9055506 1 306 630-3 (4x) 1655533 4x 8x11/15x9	8055566 1 276 424 52x68x11 A SL RD MVQ 8155566 6 842 160 92x110x7 A SL LD MVQ	
























VOLVO			 9900000  9800000  9700000  9500000 								1600000  9000000 	A  RD  B  LD  AB  LD  SL  WD   WD 
CC	ENGINE	MODEL / YEAR										
2.3	B 230 A 81-82 kW (110-112 PS)	240 740 08/84-07/86	9855546 270 687-7 +271 342-8  9555550 270 678-6 	0055543 1 332 644-2 98,5 Ø 1,3 mm 	4555539 1336255  5555539 3514628 	1555545 1 336 753-7 	0255542 1 378 879 	0355539 4x 1 378 217-2  3055534 671 822-5  9455545 271342 	1055539 1 378 864-1 	9055506 1 306 630-3 (4x) 1655533 4x 8x11/15x9 	8055566 1 276 424 52x68x11 A SL RD MVQ 8155566 6 842 160 92x110x7 A SL LD MVQ	
2.3	B 230 E B 230 ET B 230 F B 230 FB B 230 FD B 230 FK B 230 FT B 230 FT+ B 230 G B 230 GK B 230 GT B 230 K 83-140 kW (113-190 PS)	240 740 740 T 760 760 T 940 940 II T 940 IT 940 II 08/83→	9855548 270 689-3 +271 342-8  9555540 270 679-4 	0055543 1 332 644-2 98,5 Ø 1,3 mm 	3655539 1336255  8455531 418360  4555545 1378491 	1555545 1 336 753-7 	0255542 1 378 879 	0355539 4x 1 378 217-2  3055534 671 822-5  9455539 271704  9455545 271342 	1055539 1 378 864-1 	9055506 1 306 630-3 (4x) 1655533 4x 8x11/15x9 	8055566 1 276 424 52x68x11 A SL RD MVQ 8155566 6 842 160 92x110x7 A SL LD MVQ	
2.3	B 234 F B 234 G 111-117 kW (151-159 PS)	740 940 08/87-08/92	9855551 	0055543 1 332 644-2 98,5 Ø 1,3 mm 		1555550 1378851 		3055534 671 822-5 	1055539 1 378 864-1 	9056002 3 517 893-8 (16x) 1656010 16x 3 517 893 7x10/13,5x10 	8055566 1 276 424 52x68x11 A SL RD MVQ 8155566 6 842 160 92x110x7 A SL LD MVQ	





































VOLVO 			9900000  9800000  9700000  9500000 							1600000  9000000 	A  RD B  LD AB  LD SL  LD  WD  WD
CC	ENGINE	MODEL / YEAR									
2.3	B 5234 FS 106 kW (144 PS)	850 01/96-10/96	9855593 	0055552 9 135 513-1 83 Ø 		PLANNED 	0255572 1 275 055 	9455530 271 735 	1920070 	90 - On demand 3 517 893 (20x) 1656010 20x 3 517 893 7x10/13,5x10	8455539 6 842 273-2 35x47x5,6 A SL RD MVQ 8455577 9 458 178 98x110x8,5 A LD FPM 8455570 2x 6 842 272-4 45x57x7 A SL RD MVQ 8455542 2x 9 443 310 30x47x7 A SL LD NBR
2.3	B 5234 FT B 5234 T2 B 5234 T4 B 5234 T5 B 5234 T6 166-184 kW (226-250 PS)	S70 T V70 T 850 T 02/93→	98 - On demand 9555586	0055552 9 135 513-1 83 Ø 		PLANNED 	0255573 9 146 266-3 	9455520 271 802-1 	1920070 	90 - On demand 3 517 893 (20x) 1656010 20x 3 517 893 7x10/13,5x10	8455539 6 842 273-2 35x47x5,6 A SL RD MVQ 8455577 9 458 178 98x110x8,5 A LD FPM 8455570 2x 6 842 272-4 45x57x7 A SL RD MVQ 8455542 2x 9 443 310 30x47x7 A SL LD NBR


































VOLVO			 9900000  9800000  9700000  9500000 								1600000  9000000 	A  RD B  LD AB  LD SL  WD  WD
CC	ENGINE	MODEL / YEAR										
2.3	B 5234 T3 B 5234 T7 B 5234 T8 B 5234 T9 176-195 kW (239-265 PS)	C70 T S60 T S70 T V70 II T V70 T 11/96-04/10	9855578 Eng.→1817652  98 - On demand Eng.1817653→ 9555586	0055563 9 443 896 82,5 Ø  		PLANNED 	0255583 9 458 534  	9455520 271 802-1  	1920070 	90 - On demand 3 517 893 (20x) Eng.→1817652 90 - On demand 9 443 787 (20x) Eng.1817653→ 1656010 20x 3 517 893 Eng.→1817652 7x10/13,5x10 1655576 20x 9 443 787 Eng.1817653→ 6x10/13x9,5	8455539 6 842 273-2 35x47x5,6 A SL RD MVQ 8455577 9 458 178 98x110x8,5 A LD FPM 8455542 9 443 310 30x47x7 A SL LD NBR 8455567 9 458 309 51x65x7 A SL RD NBR 8455546 9 440 651 45x65x7 A SL RD FPM	
2.3	B 5234 T3 184 kW (250 PS)	V70 II T 03/00-08/04	9855578 Eng.→1817652  98 - On demand Eng.1817653→ 9555586	0055563 9 443 896 82,5 Ø  		PLANNED 	0255583 9 458 534  	9455520 271 802-1  	1920070 	90 - On demand 3 517 893 (20x) Eng.→1817652 90 - On demand 9 443 787 (20x) Eng.1817653→ 1656010 20x 3 517 893 Eng.→1817652 7x10/13,5x10 1655576 20x 9 443 787 Eng.1817653→ 6x10/13x9,5	8455539 6 842 273-2 35x47x5,6 A SL RD MVQ 8455577 9 458 178 98x110x8,5 A LD FPM 8455542 9 443 310 30x47x7 A SL LD NBR 8455567 9 458 309 51x65x7 A SL RD NBR 8455546 9 440 651 45x65x7 A SL RD FPM	
























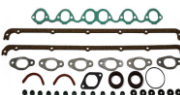









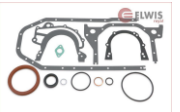






VOLVO											
CC	ENGINE	MODEL / YEAR									
2.4	B 5244 S B 5244 SG B 5244 SG2 B 5244 S2 103-125 kW (140-170 PS)	S70 S70 Bifuel V70 V70 Bifuel 01/97-11/00	9855579  9555586	0055586 9 404 726 84,5 Ø 	7055520 8636753  7755582 1397525  5355501 977 751-7 	PLANNED 	0255583 9 458 534 	9455530 271 735  3055581 8627203  3055576 1270505 	1920070 	90 - On demand 3 517 893 (20x) Eng.→1817652 90 - On demand 9 443 787 (20x) Eng.1817653→ 1656010 20x 3 517 893 Eng.→1817652 7x10/13,5x10 1655576 20x 9 443 787 Eng.1817653→ 6x10/13x9,5	8455539 6 842 273-2 35x47x5,6 A SL RD MVQ 8455577 9 458 178 98x110x8,5 A LD FPM 8455542 9 443 310 30x47x7 A SL LD NBR 8455567 9 458 309 51x65x7 A SL RD NBR 8455546 9 440 651 45x65x7 A SL RD FPM
2.4	B 5244 S B 5244 S2 103-125 kW (140-170 PS)	C70 S60 S80 V70 V70 II 01/99-04/10	9855579 →12/00  9855576 01/01→  9555586	0055586 9 404 726 84,5 Ø 	7055520 8636753  7755582 1397525 	PLANNED 	0255583 9 458 534 	9455530 271 735 →12/00  9455520 271 802-1 01/01→ 	1920070 	90 - On demand 3 517 893 (20x) Eng.→1817652 90 - On demand 9 443 787 (20x) Eng.1817653→ 1656010 20x 3 517 893 Eng.→1817652 7x10/13,5x10 1655576 20x 9 443 787 Eng.1817653→ 6x10/13x9,5	8455539 6 842 273-2 35x47x5,6 A SL RD MVQ 8455577 9 458 178 98x110x8,5 A LD FPM 8455542 9 443 310 30x47x7 A SL LD NBR 8455567 9 458 309 51x65x7 A SL RD NBR 8455546 9 440 651 45x65x7 A SL RD FPM

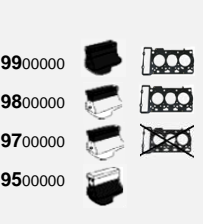








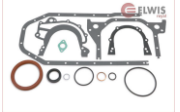















VOLVO 			<p>9900000 </p> <p>9800000 </p> <p>9700000 </p> <p>9500000 </p>							<p>1600000 </p> <p>9000000 </p>	<p>A </p> <p>B </p> <p>AB </p> <p>SL </p> <p></p> <p>RD </p> <p>LD </p> <p>WD </p>
CC	ENGINE	MODEL / YEAR									
2.4	B 5244 SG 103 kW (140 PS)	S60 Bifuel V70 II Bifuel 09/01-04/10	<p>9855576</p>  <p>9555586</p>	<p>0055586 9 404 726 84,5 Ø</p> 	<p>7055520 8636753</p>  <p>7755582 1397525</p> 	PLANNED 	<p>0255583 9 458 534</p> 	<p>9455520 271 802-1</p> 	<p>1920070</p> 	<p>90 - On demand 3 517 893 (20x) Eng.→1817652 90 - On demand 9 443 787 (20x) Eng.1817653→ 1656010 20x 3 517 893 Eng.→1817652 7x10/13,5x10 1655576 20x 9 443 787 Eng.1817653→ 6x10/13x9,5</p>	<p>8455539 6 842 273-2 35x47x5,6 A SL RD MVQ 8455577 9 458 178 98x110x8,5 A LD FPM 8455542 9 443 310 30x47x7 A SL LD NBR 8455567 9 458 309 51x65x7 A SL RD NBR 8455546 9 440 651 45x65x7 A SL RD FPM</p>
2.4	B 5244 SG B 5244 S2 103 kW (140 PS)	S70 07/97-09/00	<p>9855579</p>  <p>9555586</p>	<p>0055586 9 404 726 84,5 Ø</p> 	<p>7055520 8636753</p>  <p>7755582 1397525</p> 	PLANNED 	<p>0255583 9 458 534</p> 	<p>9455530 271 735</p> 	<p>1920070</p> 	<p>90 - On demand 3 517 893 (20x) Eng.→1817652 90 - On demand 9 443 787 (20x) Eng.1817653→ 1656010 20x 3 517 893 Eng.→1817652 7x10/13,5x10 1655576 20x 9 443 787 Eng.1817653→ 6x10/13x9,5</p>	<p>8455539 6 842 273-2 35x47x5,6 A SL RD MVQ 8455577 9 458 178 98x110x8,5 A LD FPM 8455542 9 443 310 30x47x7 A SL LD NBR 8455567 9 458 309 51x65x7 A SL RD NBR 8455546 9 440 651 45x65x7 A SL RD FPM</p>

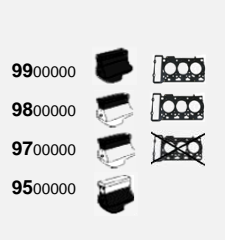







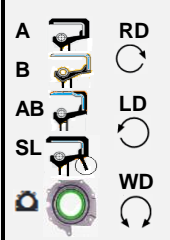











VOLVO					9900000 9800000 9700000 9500000					1600000 9000000	A B AB SL	RD LD WD
CC	ENGINE	MODEL / YEAR										
2.4	B 5244 SG2 103 kW (140 PS)	S80 Bifuel 09/01-07/06	<u>9855576</u>  9555586	<u>0055586</u> 9 404 726 84,5 Ø  ELWIS	<u>7055520</u> 8636753  <u>7755582</u> 1397525 	PLANNED 	<u>0255583</u> 9 458 534 	<u>9455520</u> 271 802-1 	1920070 	90 - On demand 3 517 893 (20x) Eng.→1817652 90 - On demand 9 443 787 (20x) Eng.1817653→ <u>1656010</u> 20x 3 517 893 Eng.→1817652 7x10/13,5x10 <u>1655576</u> 20x 9 443 787 Eng.1817653→ 6x10/13x9,5	<u>8455539</u> 6 842 273-2 35x47x5,6 A SL RD MVQ <u>8455577</u> 9 458 178 98x110x8,5 A LD FPM <u>8455542</u> 9 443 310 30x47x7 A SL LD NBR <u>8455567</u> 9 458 309 51x65x7 A SL RD NBR <u>8455546</u> 9 440 651 45x65x7 A SL RD FPM	
2.4	B 5244 S4 B 5244 S5 103-125 kW (140-170 PS)	C30 C70 II S40 II V50 01/04→	<u>9855521</u> 6 842 347 (12x)  9555586	<u>0055522</u> 8 642 629  ELWIS	<u>7055520</u> 8636753  <u>7755582</u> 1397525 	PLANNED 	<u>7155560</u> 5x 30 637 438  <u>0255591</u> 30 677 525 	<u>0355577</u> 8 699 467 	1920070 	90 - On demand 9 443 787 (20x) <u>1655576</u> 20x 9 443 787 6x10/13x9,5	<u>8455539</u> 6 842 273-2 35x47x5,6 A SL RD MVQ <u>8455577</u> 9 458 178 98x110x8,5 A LD FPM <u>8455542</u> 2x 30x47x7 A SL LD NBR <u>8455567</u> 2x 9 458 309 51x65x7 A SL RD NBR	
2.4	B 5244 S7	S40 I 20 V V50 I 20 V 2005 -> 2010	98 - On demand 95 - On demand	On demand 84,5 Ø 								


























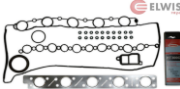


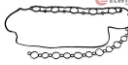


VOLVO 			<p>9900000 </p> <p>9800000 </p> <p>9700000 </p> <p>9500000 </p>							<p>1600000 </p> <p>9000000 </p>	<p>A </p> <p>B </p> <p>AB </p> <p>SL </p> <p></p> <p>RD </p> <p>LD </p> <p>WD </p>
CC	ENGINE	MODEL / YEAR									
2.4	B 5244 T B 5244 T3 142-147 kW (193-200 PS)	C70 T S60 T S70 T S80 T V70 II T V70 T XC70 T 01/97-04/10	<p>9855527</p>  <p>9555586</p>	<p>0055586</p> <p>9 404 726 84,5 Ø</p> 	<p>4655581</p> <p>1397532-1</p>  <p>3055582</p> <p>8642450</p> 	<p>PLANNED</p> 	<p>0255583</p> <p>9 458 534</p> 	<p>9455520</p> <p>271 802-1</p>  <p>3055576 </p> <p>1270505</p> 	<p>1920070</p> 	<p>90 - On demand</p> <p>9 443 787 (20x)</p> <p>1655576 20x</p> <p>9 443 787 6x10/13x9,5</p>	<p>8455539</p> <p>6 842 273-2 35x47x5,6 A SL RD MVQ</p> <p>8455577</p> <p>9 458 178 98x110x8,5 A LD FPM</p> <p>8455542</p> <p>9 443 310 30x47x7 B LD NBR</p> <p>8455567</p> <p>9 458 309 51x65x7 A SL LD NBR</p> <p>8455546</p> <p>9 440 651 45x65x7 A SL RD FPM</p>
2.4	B 5244 T5 B 5244 T7 147-191 kW (200-260 PS)	C70 T S60 T V70 II T 07/02-04/10	<p>9855578</p> <p>Eng.→1817652</p>  <p>98 - On demand Eng.1817653→</p> <p>9555586</p>	<p>0055563</p> <p>9 443 896 82,5 Ø</p>  <p>On demand 82,5 Ø Eng.1817653→</p>			<p>0255583</p> <p>9 458 534</p> 	<p>9455520</p> <p>271 802-1</p> 	<p>1920070</p> 	<p>90 - On demand</p> <p>3 517 893 (20x) Eng.→1817652</p> <p>90 - On demand</p> <p>9 443 787 (20x) Eng.1817653→</p> <p>1656010 20x</p> <p>3 517 893 Eng.→1817652</p> <p>7x10/13,5x10</p> <p>1655576 20x</p> <p>9 443 787 Eng.1817653→ 6x10/13x9,5</p>	<p>8455539</p> <p>6 842 273-2 35x47x5,6 A SL RD MVQ</p> <p>8455577</p> <p>9 458 178 98x110x8,5 A LD FPM</p> <p>8455542</p> <p>9 443 310 30x47x7 A SL LD NBR</p> <p>8455567</p> <p>9 458 309 51x65x7 A SL RD FPM</p> <p>8455546</p> <p>9 440 651 45x65x7 A SL RD NBR</p>

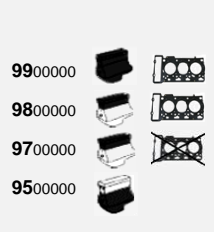












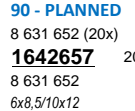
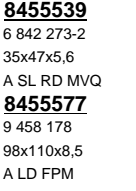















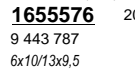
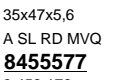
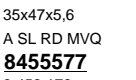
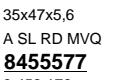
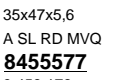
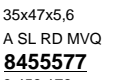
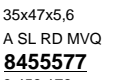
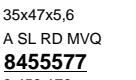
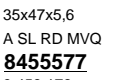
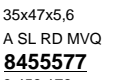



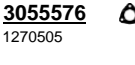



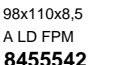
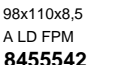
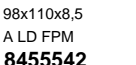
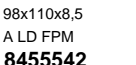
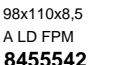
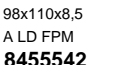
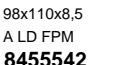
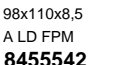
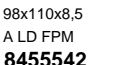



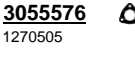



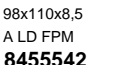
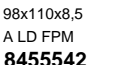
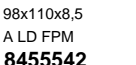
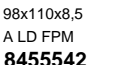
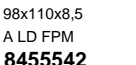
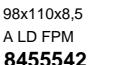
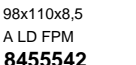
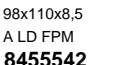
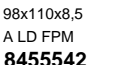
VOLVO			 9900000   9800000   9700000   9500000  		 					1600000  9000000 	A  RD B  LD AB  LD SL  WD  WD
CC	ENGINE	MODEL / YEAR									
2.4	B 5254 S 121-125 kW (165-170 PS)	C70 S70 V70 V70 II 850 08/91-10/05		<u>0055551</u> 3 531 017-6 84,5 Ø 	PLANNED 	<u>0255583</u> 9 458 534 	<u>9455530</u> 271 735 	1920070 	90 - On demand 3 517 893 (20x) <u>1656010</u> 20x 3 517 893 7x10/13,5x10	<u>8455539</u> 6 842 273-2 35x47x5,6 A SL RD MVQ <u>8455577</u> 9 458 178 98x110x8,5 A LD FPM <u>8455542</u> 2x 9 443 310 A SL LD NBR <u>8455567</u> 9 458 309 51x65x7 A SL RD NBR <u>8455546</u> 2x 9 440 651 45x65x7 A SL RD FPM	
2.4	B 5254 T B 5254 F B 5254 FS 142 kW (193 PS)	C70 T S70 T V70 T XC70 T 850 09/93-10/05	98 - On demand 9555586	<u>0055551</u> 3 531 017-6 84,5 Ø 	PLANNED 	<u>0255572</u> 1 275 055  <u>0255583</u> 9 458 534 	<u>9455530</u> 271 735 	1920070 	90 - On demand 3 517 893 (20x) <u>1656010</u> 20x 3 517 893 7x10/13,5x10	<u>8455539</u> 6 842 273-2 35x47x5,6 A SL RD MVQ <u>8455577</u> 9 458 178 98x110x8,5 A LD FPM <u>8455570</u> 2x 6 842 272-4 45x57x7 A SL RD MVQ <u>8455542</u> 2x 9 443 310 30x47x7 A SL LD NBR	

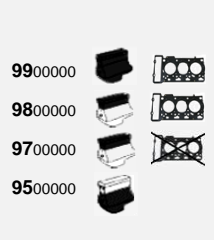






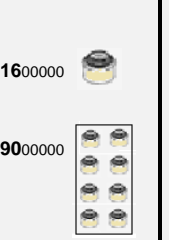
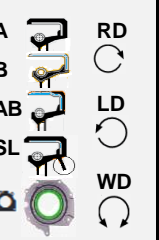















VOLVO			 9900000  9800000  9700000  9500000 		 										1600000  9000000 		A  RD  B  LD  AB  LD  SL  WD   WD 	
CC	ENGINE	MODEL / YEAR																
2.4	D 24 58-60 kW (79-82 PS)	240 D 740 D 760 D 940 D 08/78-07/95	97 - On demand 271 435-0 Eng.→41875 9755588 1 271 425-0 Eng.41876→  9555524 271 434-3 	On demand 1 257 255-8 78,5 Ø 1,55 mm 2U Eng.→41875 On demand 1 257 257-4 78,5 Ø 1,6 mm 3U Eng.→41875  On demand 1 328 017-7 78 Ø MLS 1,53 mm 1U Eng.41876→ On demand 1 328 018-5 78 Ø MLS 1,57 mm 2U On demand 1 328 019-3 78 Ø MLS 1,61 mm 3U Eng.41876→ 	On demand 275 721-9 Eng.→41875  9156055 275 744-1 Eng.41876→ 	0255551 1 257 212-9 	0356001 6x 1 257 174-1  On demand 1 257 314-3 	1055551 3 507 025-9 	90 - On demand 3 344 261-7 (12x) 1656040 12x 3 344 261-7 8x11/14x10	8055524 1 257 113-9 35x48x10 A SL RD FPM 8455524 1 257 049-5 85x105x11 A SL LD FPM 8456040 1 257 221-0 32x47x10 A SL WD FPM								
2.4	D 24 T 80-83 kW (109-113 PS)	740 D 760 D 940 D 08/82-12/94	97 - On demand 9555524 271 434-3 	On demand 1 328 975-6 78,5 Ø 1,55 mm 2U 0056095 1 328 976-4 78,5 Ø 1,6 mm 3U 	9156055 275 744-1 	0255551 1 257 212-9 	0356001 R 3x 1 257 174-1  PLANNED L 3x 	1055551 3 507 025-9 	90 - On demand 3 344 261-7 (12x) 1656040 12x 3 344 261-7 8x11/14x10	8055524 1 257 113-9 35x48x10 A SL RD FPM 8455524 1 257 049-5 85x105x11 A SL LD FPM 8456040 1 257 221-0 32x47x10 A SL WD FPM								

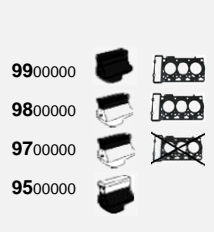






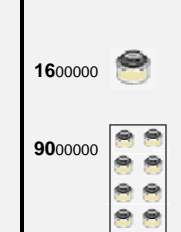


















VOLVO																				
CC	ENGINE	MODEL / YEAR																		
2.4	D 24 TIC	740 D 760 D 780 D 940 D 940 II D 960 D 960 T 04/86-10/98	97 - On demand 9555524 271 434-3 		On demand 1 328 017-7 78 Ø MLS 1,53 mm 1U Eng.41876→ On demand 1 328 018-5 78 Ø MLS 1,57 mm 2U On demand 1 328 019-3 78 Ø MLS 1,61 mm 3U Eng.41876→ 		9156055 275 744-1 		0255551 1 257 212-9 		0356001 R 3x 1 257 174-1  PLANNED L 3x 		1055551 3 507 025-9 		90 - On demand 3 344 261-7 (12x) 1656040 12x 3 344 261-7 8x11/14x10		8055524 1 257 113-9 35x48x10 A SL RD FPM 8455524 1 257 049-5 85x105x11 A SL LD FPM 8456040 1 257 221-0 32x47x10 A SL WD FPM			
2.4	D 5244 T D 5244 T2	S60 D S80 D S80 II D V70 II D XC70 D XC90 D 07/01→	9755501   95 - On demand		On demand 30 731 261 82 Ø MLS 1,02 mm 1U On demand 30 731 262 82 Ø MLS 1,07 mm 2U On demand 30 731 263 82 Ø MLS 1,12 mm 3U On demand 30 731 264 82 Ø MLS 1,17 mm 4U 0055556 30 731 265 82 Ø MLS 1,27 mm 5U 				On demand 8 642 996 Eng.→02347  1555559 8 675 562 Eng.02348→ Eng.→76469  1555560 8 692 438 Eng.76470→  On demand 8 642 665 		0355575 8 631 562 		1920070 		90 - PLANNED 8 631 652 (20x) 1642657 20x 8 631 652 6x8,5/10x12		8455539 6 842 273-2 35x47x5,6 A SL RD MVQ 8455577 9 458 178 98x110x8,5 A LD FPM 8455568 8 631 561 57x70x6 A SL RD FPM			





































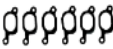





VOLVO																				
CC	ENGINE	MODEL / YEAR																		
2.4	D 5244 T	V70 II D	9755501	<p>On demand 30 731 261 82 Ø MLS 1,02 mm 1U</p> <p>On demand 30 731 262 82 Ø MLS 1,07 mm 2U</p> <p>On demand 30 731 263 82 Ø MLS 1,12 mm 3U</p> <p>On demand 30 731 264 82 Ø MLS 1,17 mm 4U</p> <p>0055556 30 731 265 82 Ø MLS 1,27 mm 5U</p> 						<p>On demand 8 642 996 Eng.→02347</p>  <p>1555559 8 675 562 Eng.02348→ Eng.→76469</p>  <p>1555560 8 692 438 Eng.76470→</p>  <p>On demand 8 642 665</p> 		<p>0355575 8 631 562</p> 		<p>1920070</p> 		<p>90 - PLANNED 8 631 652 (20x) 1642657 20x 8 631 652 6x8,5/10x12</p>		<p>8455539 6 842 273-2 35x47x5,6 A SL RD MVQ 8455577 9 458 178 98x110x8,5 A LD FPM 8455568 8 631 561 57x70x6 A SL RD FPM</p>		
2.4	D 5244 T10 D 5244 T16	S60 II D S80 II D V60 D V70 III D XC60 D XC70 II D	97 - PLANNED	<p>On demand 31 392 311 82 Ø 1 mm 2U</p> <p>On demand 31 392 312 82 Ø 1,05 mm 3U</p> <p>On demand 31 392 313 82 Ø 1,1 mm 4U</p> <p>On demand 31 392 314 82 Ø 1,15 mm 5U</p> <p>On demand 31 392 315 82 Ø 1,2 mm 3U</p> 				<p>1555501 30 777 600</p> 		<p>On demand 30 777 682</p> 		<p>1920070</p> 		<p>90 - PLANNED 8 631 652 (20x) 1642657 20x 8 631 652 6x8,5/10x12</p>		<p>8455539 6 842 273-2 35x47x5,6 A SL RD MVQ 8455577 9 458 178 98x110x8,5 A LD FPM</p>				













































VOLVO 			   							 	      
CC	ENGINE	MODEL / YEAR									
2.4 D I E S E L	D 5244 T11 D 5244 T15 D 5244 T17 120-158 kW (163-215 PS)	S60 II D S80 II D V60 D V70 III D XC60 D XC70 II D 05/08→	97 - PLANNED 95 - On demand	On demand 31 392 311 82 Ø 1 mm 2U On demand 31 392 312 82 Ø 1,05 mm 3U On demand 31 392 313 82 Ø 1,1 mm 4U On demand 31 392 314 82 Ø 1,15 mm 5U On demand 31 392 315 82 Ø 1,2 mm 3U 		<u>1555501</u> 30 777 600 		On demand 30 777 682 	1920070 	90 - PLANNED 8 631 652 (20x) <u>1642657</u> 20x 8 631 652 6x8,5/10x12	<u>8455539</u> 6 842 273-2 35x47x5,6 A SL RD MVQ On demand 31 330 091 98x142,5x9,5 A SL LD PTFE
2.4 D I E S E L	D 5244 T13 D 5244 T18 D 5244 T4 D 5244 T5 D 5244 T6 D 5244 T7 D 5244 T8 D 5244 T9 90-147 kW (122-200 PS)	C30 D XC70 II D XC40 II D S80 II D S60 D V70 III D V70 II D V50 D XC60 D XC70 D XC70 II D XC90 D 08/01→	<u>9755596</u>  95 - PLANNED	On demand 30 731 261 82 Ø MLS 1,02 mm 1U On demand 30 731 262 82 Ø MLS 1,07 mm 2U On demand 30 731 263 82 Ø MLS 1,12 mm 3U On demand 30 731 264 82 Ø MLS 1,17 mm 4U <u>0055556</u> 30 731 265 82 Ø MLS 1,27 mm 5U 		<u>1555592</u> 30 713 459 		0355501 30 729 340 	1920070 	90 - PLANNED 8 631 652 (20x) <u>1642657</u> 20x 8 631 652 6x8,5/10x12	<u>8455539</u> 6 842 273-2 35x47x5,6 A SL RD MVQ <u>8455577</u> 9 458 178 98x110x8,5 A LD FPM <u>8455568</u> 8 631 561 57x70x6 A SL RD FPM

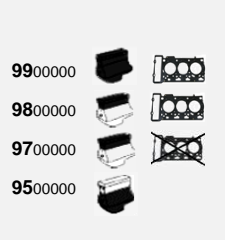






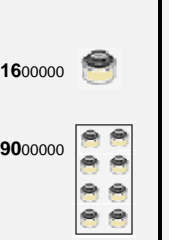
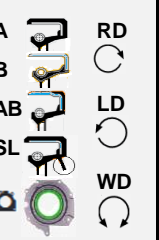
VOLVO																				
CC	ENGINE	MODEL / YEAR																		
2.4	D 5244 T14 D 5244 T19 120-129 kW (163-175 PS)	S80 II D V70 III D XC60 D XC70 II D 08/07→	97 - PLANNED	On demand 31 362 321 82 Ø 1 mm 2U PLANNED 31 382 322 82 Ø 1,05 mm 3U On demand 31 392 323 82 Ø 1,1 mm 4U On demand 31 392 324 82 Ø 1,15 mm 5U On demand 31 392 325 82 Ø 1,2 mm 3U																
2.5	B 5244 T2 195 kW (265 PS)	V70 03/99-03/00	9855527	0055586 9 404 726 84,5 Ø																
			9555586																	
																				










































VOLVO											
CC	ENGINE	MODEL / YEAR									
2.5	B 5252 B 5252 S GB 5252 S 103-106 kW (140-144 PS)	S70 Bifuel V70 Bifuel 850 06/91→	<u>9855597</u>  95 - On demand	<u>0055551</u> 3 531 017-6 84,5 Ø 	PLANNED 	<u>0255571</u> 9 146 262 	<u>9455525</u> 271 736  <u>0355572</u> 271 736 	<u>1920070</u> 	<u>9056012</u> 3 517 893-8 (10x) <u>1656010</u> 10x 3 517 893 7x10/13,5x10	<u>8455539</u> 6 842 273-2 35x47x5,6 A SL RD MVQ <u>8455577</u> 9 458 178 98x110x8,5 A LD FPM <u>8455570</u> 2x 6 842 272-4 45x57x7 A SL RD MVQ <u>8455584</u> 3 507 309-7 30x54x15 A RD FPM	
2.5	B 5254 T9	XC90 I T AWD 20V 2014 ->	On demand 84 Ø MLS 								
2.5	B 5254 T10 B 5254 T11 B 5254 T12 B 5254 T3 B 5254 T6 B 5254 T7 B 5254 T8 147-187 kW (200-254 PS)	C30 T C70 II T S40 II T S80 II T S80 II T FlexiFuel V40 T V50 T V70 III T V70 III T FlexiFuel 01/04→	<u>9855559</u>  <u>9555586</u>	<u>0055559</u> 31 251 501 MLS 	<u>7755582</u> 1397525 	PLANNED 	<u>0255592</u> 30 650 074 	<u>0355577</u> 8 699 467 	<u>1920070</u> 	90 - On demand 9 443 787 (20x) <u>1655576</u> 20x 9 443 787 6x10/13x9,5	<u>8455539</u> 6 842 273-2 35x47x5,6 A SL RD MVQ <u>8455577</u> 9 458 178 98x110x8,5 A LD FPM <u>8455567</u> 9 458 309 51x65x7 A SL RD NBR




































VOLVO																					
CC	ENGINE	MODEL / YEAR																			
2.5	B 5254 T2 B 5254 T4 154-221 kW (209-300 PS)	S60 T S80 T V70 II T XC70 T XC90 T 09/02→	9855577 Eng.→2979610  9855558 Eng.2979611→  9555586	0055574 30 637 336 Eng.→2979610  0055558 30 637 066 1,35 mm MLS Eng.2979611→ 	PLANNED 	0255583 9 458 534 	9455520 271 802-1 	1920070 	90 - On demand 9 443 787 (20x) 1655576 20x 9 443 787 6x10/13x9,5	8455539 6 842 273-2 35x47x5,6 A SL RD MVQ 8455577 9 458 178 98x110x8,5 A LD FPM 8455542 2x 9 443 310 30x47x7 A SL LD NBR 8455567 9 458 309 51x65x7 A SL RD FPM 8455546 9 440 651 45x65x7 A SL RD NBR											
2.5	B 5254 T5	S60 T5 20V S60 II T5 AWD 20V S60 T5 PLATINUM 20V V40 T5 20V V40 CROSS COUNTRY EVO V40 T5 AWD 20V 2012 →	99 - On demand	On demand 84 Ø MLS 		On demand x5  On demand 	On demand 														
2.5	B 6244 FS B 6254 F B 6254 FS B 6254 S 125-132 kW (170-179 PS)	S90 V90 960 II 07/94-10/98	98 - On demand	On demand 1 397 727-2 82,5 Ø 	On demand 	0255570 1 271 699-9 	9455535 271 734-6 	1920070 	9056004 2x 30 638 622 (12x) 1656010 24x 3 517 893 7x10/13,5x10	8455539 6 842 273-2 35x47x5,6 A SL RD MVQ 8455577 9 458 178 98x110x8,5 A LD FPM 8455570 2x 6 842 272-4 45x57x7 A SL RD MVQ 8455542 2x 9 443 310 30x47x7 A SL LD NBR											

VOLVO			 9900000  9800000  9700000  9500000 								1600000  9000000 	A  B  AB  SL   RD  LD  WD 
CC	ENGINE	MODEL / YEAR										
2.5	D 5252 T	S70 D S80 D V70 D V70 II D 850 D 08/95-08/07	9756026  95 - On demand	On demand 8 658 621 81,7 Ø MLS 1,53 mm 1U 0056116* 8 658 620 81,7 Ø MLS 1,57 mm 2U 0056089 8 658 619 81,7 Ø MLS 1,61 mm 3U 		1556020 	0256052 9 180 612 	0356001 L 3x 1 257 174-1  PLANNED L 2x 	1056012 8 672 931 	9056008 3 501 775-5 (10x) 1656040 10x 3 344 261-7 8x11/14x10	8055524 1 257 113-9 35x48x10 A SL RD FPM 8455524 1 257 049-5 85x105x11 A SL LD FPM 8456040 1 257 221-0 32x47x10 A SL WD FPM	
2.8	B 6284 T	S80 T 05/98-07/06	9855524 →12/99  9855529 01/00-12/01  9855557 01/02→  95 - On demand	On demand 1 397 727-2 82,5 Ø →12/99  0055528 9 443 897 1,5 mm 01/00-12/01  0055590 8 675 251 1,5 mm 01/02→ 		On demand 	0255585 9 458 535 	PLANNED 272 395  3055583  1270506  3055581  8627203 	1920070 	9056004 2x 30 638 622 (12x) Eng.→1818168 90 - On demand 9 443 787 (24x) Eng.1818169→ 1656010 24x 3 517 893 Eng.→1818168 7x10/13,5x10 1655576 24x 9 443 787 Eng.1818169→ 6x10/13x9,5	8455539 6 842 273-2 35x47x5,6 A SL RD MVQ 8455577 9 458 178 98x110x8,5 A LD FPM 8455542 2x 9 443 310 30x47x7 A SL LD NBR 8455567 9 458 309 51x65x7 A SL RD NBR 8455546 9 440 651 45x65x7 A SL RD FPM	

VOLVO 			<p>9900000 </p> <p>9800000 </p> <p>9700000 </p> <p>9500000 </p>							<p>1600000 </p> <p>9000000 </p>	<p>A </p> <p>B </p> <p>AB </p> <p>SL </p> <p></p> <p>RD </p> <p>LD </p> <p>WD </p>
CC	ENGINE	MODEL / YEAR									
2.9	B 6294 S 147 kW (200 PS)	S80 03/99-07/06	<p>9855525</p>  <p>95 - On demand</p>	<p>0055529 9 404 727 84,5 Ø 1,5 mm</p> 		<p>On demand</p> 	<p>0255585 9 458 535</p>  <p>0255584 9 440 982 →12/01</p>  <p>0255586 9 497 519 01/02→</p> 	<p>9455535 271 734-6</p>  <p>3055584  9207969</p>  <p>3055581  8627203</p> 	<p>1920070</p> 	<p>9056004 2x 30 638 622 (12x) Eng.→1818168 90 - On demand 9 443 787 (24x) Eng.1818169→ 1656010 24x 3 517 893 Eng.→1818168 7x10/13,5x10 1655576 24x 9 443 787 Eng.1818169→ 6x10/13x9,5</p>	<p>8455539 6 842 273-2 35x47x5,6 A SL RD MVQ 8455577 9 458 178 98x110x8,5 A LD FPM 8455542 2x 9 443 310 A SL LD NBR 8455567 9 458 309 51x65x7 A SL RD NBR 8455546 9 440 651 45x65x7 A SL RD FPM</p>
2.9	B 6294 S2 B 6304 S3 144-150 kW (196-204 PS)	S80 05/98-07/06	<p>98 - On demand</p> <p>95 - On demand</p>	<p>0055529 9 404 727 84,5 Ø 1,5 mm</p> 		<p>On demand</p> 	<p>0255585 9 458 535</p>  <p>0255584 9 440 982 →12/01</p>  <p>0255586 9 497 519 01/02→</p> 	<p>9455535 271 734-6</p>  <p>3055584  9207969</p>  <p>3055581  8627203</p> 	<p>1920070</p> 	<p>9056004 2x 30 638 622 (12x) Eng.→1818168 90 - On demand 9 443 787 (24x) Eng.1818169→ 1656010 24x 3 517 893 Eng.→1818168 7x10/13,5x10 1655576 24x 9 443 787 Eng.1818169→ 6x10/13x9,5</p>	<p>8455539 6 842 273-2 35x47x5,6 A SL RD MVQ 8455577 9 458 178 98x110x8,5 A LD FPM 8455542 2x 9 443 310 A SL LD NBR 8455567 9 458 309 51x65x7 A SL RD NBR 8455546 9 440 651 45x65x7 A SL RD FPM</p>

VOLVO												
CC	ENGINE	MODEL / YEAR										
2.9	B 6294 T 200 kW (272 PS)	S80 T 06/01-07/06	<p>9855529 →12/01</p> <p>9855557 01/02→</p> <p>9855530 95 - On demand</p>	<p>0055528 9 443 897 1,5 mm →12/01</p> <p>0055590 8 675 251 1,5 mm 01/02→</p>	On demand	<p>0255585 9 458 535</p>	<p>PLANNED 272 395</p> <p>3055581 8627203</p>	1920070	<p>9056004 2x 30 638 622 (12x) Eng.→1818168 90 - On demand 9 443 787 (24x) Eng.1818169→</p> <p>1656010 24x 3 517 893 Eng.→1818168 7x10/13,5x10</p> <p>1655576 24x 9 443 787 Eng.1818169→ 6x10/13x9,5</p>	<p>8455539 6 842 273-2 35x47x5,6 A SL RD MVQ</p> <p>8455577 9 458 178</p> <p>8455542 2x 98x110x8,5 A LD FPM</p> <p>8455567 9 458 309 51x65x7 A SL RD NBR</p> <p>8455546 9 440 651 45x65x7 A SL RD FPM</p>		
2.9	B 6294 T 200 kW (272 PS)	XC90 T 10/02→	<p>9855557</p> <p>9855530 95 - On demand</p>	<p>0055590 8 675 251 1,5 mm</p>	On demand	<p>0255585 9 458 535</p>	<p>PLANNED 272 395</p> <p>3055581 8627203</p>	1920070	<p>9056004 2x 30 638 622 (12x) Eng.→1818168 90 - On demand 9 443 787 (24x) Eng.1818169→</p> <p>1656010 24x 3 517 893 Eng.→1818168 7x10/13,5x10</p> <p>1655576 24x 9 443 787 Eng.1818169→ 6x10/13x9,5</p>	<p>8455539 6 842 273-2 35x47x5,6 A SL RD MVQ</p> <p>8455577 9 458 178</p> <p>8455542 2x 98x110x8,5 A LD FPM</p> <p>8455567 9 458 309 51x65x7 A SL RD NBR</p> <p>8455546 9 440 651 45x65x7 A SL RD FPM</p>		

VOLVO 			9900000  9800000  9700000  9500000 		 		 	 		1600000  9000000 	A  RD B  LD AB  LD SL  WD  WD
CC	ENGINE	MODEL / YEAR									
2.9	B 6304 F B 6304 FS B 6304 G B 6304 S B 6304 S2 B6304FS B6304FS2 B6304GS 132-150 kW (180-204 PS)	S90 V90 960 960 II 08/90→	<u>9855553</u>  95 - On demand	<u>0055582</u> 1 397 728-5 84,5 Ø 	<u>7055502</u> 1 397 574 Thermostat gasket 	On demand 	<u>0255570</u> 1 271 699-9  <u>0255584</u> 9 440 982 	<u>9455535</u> 271 734-6 	1920070 	<u>9056004</u> 2x 30 638 622 (12x) <u>1656010</u> 24x 3 517 893 7x10/13,5x10	<u>8455539</u> 6 842 273-2 35x47x5,6 A SL RD MVQ <u>8455577</u> 9 458 178 98x110x8,5 A LD FPM <u>8455570</u> 2x 6 842 272-4 45x57x7 A SL RD MVQ <u>8455542</u> 2x 9 443 310 30x47x7 A SL LD NBR
2.9	B 6304 FS2 132-150 kW (180-204 PS)		<u>9855553</u> 	<u>0055582</u> 1 397 728-5 84,5 Ø 	<u>7055502</u> 1 397 574 Thermostat gasket 	On demand  1920070 	<u>0255570</u> 1 271 699-9  <u>0255584</u> 9 440 982 	<u>9455535</u> 271 734-6 	1920070 	<u>9056004</u> 2x 30 638 622 (12x) <u>1656010</u> 24x 3 517 893 7x10/13,5x10	<u>8455539</u> 6 842 273-2 35x47x5,6 A SL RD MVQ <u>8455577</u> 9 458 178 98x110x8,5 A LD FPM <u>8455570</u> 2x 6 842 272-4 45x57x7 A SL RD MVQ <u>8455542</u> 2x 9 443 310 30x47x7 A SL LD NBR
3.0	B 30 A B 30 E B 30 F	164 E 08/68-07/74		<u>0055567</u> 461056 	<u>8455531</u> 418360 	<u>1555566</u> 430 039-8 					

VOLVO 			 9900000	 9800000	 9700000	 9500000							 1600000  9000000	 A  B  AB  SL  RD  LD  WD
CC	ENGINE	MODEL / YEAR												
3.0	B 6304 T2 B 6304 T4 210-224 kW (286-305 PS)	S60 II T S80 II T V70 III T XC60 T XC70 II T 01/07→	9855594  95 - On demand	0055594 30 777 309 83 Ø MLS 	5355501 977 751-7 	9155591 30 677 907 (6x) +30 731 243  1555591 30731243 	On demand 6x 30 777 874 	0355591 2x 31 293 288 	1920070 	90 - PLANNED 8 631 652 (24x) 1642657 24x 8 631 652 6x8,5/10x12	8155591 30 711 317 19x38,5x8 A SL RD PTFE 8455512* 30 731 650 98x118x10 A SL LD PTFE ACM			
3.2	B 6324 S B 6324 S5 175-179 kW (238-243 PS)	S80 II V70 III XC60 XC70 II XC90 03/06→	9855591  95 - On demand	0055591 31 251 150 84,85 Ø MLS 		9155591 30 677 907 (6x) +30 731 243  1555591 30731243 	7155506 6x 30 650 729 	0355591 2x 31 293 288 	1920070 	90 - PLANNED 8 631 652 (24x) 1642657 24x 8 631 652 6x8,5/10x12	8155591 30 711 317 19x38,5x8 A SL RD PTFE 8455512* 30 731 650 98x118x10 A SL LD PTFE ACM			