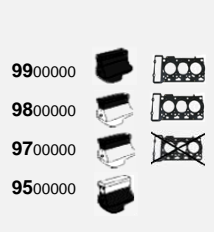







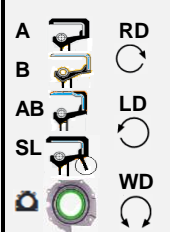

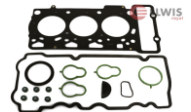

















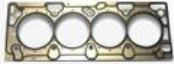






























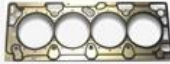






































SMART													
CC	ENGINE	MODEL / YEAR											
0.6	M 160 CR/CC M 160 E6AL B03 B04 B05 33-52 kW (45-71 PS)	CABRIO CITY-COUPE CROSSBLADE 07/98→	9822015  9822095  9522001 	0022003 000 3086 V003 64 Ø 0,45 mm 	2122005 160 016 00 80 	9122001 	9422003 	0322002 000 3169 V005 	1920070 	90 - PLANNED 000 016 01 20 (6x) 1642657 6x 000 016 01 20 6x8,5/10x12	8122003 40x62x8 A RD PTFE ACM 8422009 80x100x9 A LD PTFE ACM		
0.7	M 160 E7A M 160.921 M 160.922 M 160.923 7-74 kW (50-101 PS)	ROADSTER BRABUS	9822016  9822096  9522001 	0022004 5x 160 016 03 20 67 Ø MLS 	2122005 160 016 00 80 	9122001 	9422003 	0322004 001 2882 V001 	1920070 	90 - PLANNED 000 016 01 20 (6x) 1642657 6x 000 016 01 20 6x8,5/10x12	8122003 40x62x8 A RD PTFE ACM 8422009 80x100x9 A LD PTFE ACM		

SMART			 9900000 9800000 9700000 9500000							1600000 9000000 	A B AB SL 
CC	ENGINE	MODEL / YEAR									
0.8	OM 660 DE8LA OM 660.950 30-33 kW (41-45 PS)	CABRIO CDI CITY-COUPE CDI FORTWO FORTWO CDI 11/99→	9822097  95 - On demand	0022077 660 016 01 20 66,5 Ø MLS 	On demand 000 1421 V003 	0222022 3x 000 7189 V001 	0322095 000 4613 V002 	1920070 	90 - PLANNED 000 016 01 20 (6x) 1642657 6x 000 016 01 20 6x8,5/10x12	8122003 40x62x8 A RD PTFE ACM 8422009 80x100x9 A LD PTFE ACM	
0.8	OM 660.951 40 kW (54 PS)	FORTWO 08/09→	99 - On demand 	0022077 660 016 01 20 66,5 Ø MLS 	On demand 000 1421 V003 	0222022 3x 000 7189 V001 	0322095 000 4613 V002 	1920070 	90 - PLANNED 000 016 01 20 (6x) 1642657 6x 000 016 01 20 6x8,5/10x12	On demand 40x62x8 A SL RD FPM 8422009 80x100x9 A LD PTFE ACM	
0.9	H4B 409 H4DA401 M 281.910 M 281.920 45-80 kW (60-109 PS)	FORFOUR Hatchback FORFOUR Brabus FORTWO Convertible FORTWO Coupe 07/14→	9822029 281 010 46 00	0046812* 11 04 471 00R 	1546802 13 27 075 88R 	0246812 14 03 591 50R  0246801 453 528 00 00 	0346850 14 03 610 24R  0346802 281 142 05 80 			8146805 12 27 933 04R 84x117x7,5/13 ASW LD FKM	

SMART			 9900000  9800000  9700000  9500000 		 		 		 		1600000  9000000 		A  RD  B  LD  AB  LD  SL  WD   	
CC	ENGINE	MODEL / YEAR												
1.3	M 135.930 70 kW (95 PS)	FORFOUR 01/04-06/06	99 - PLANNED  98 - On demand	0038805 135 016 01 20 76 Ø 	1522083 135 016 00 21 	0238802 4x 135 141 00 80 	On demand 135 142 02 80 	1920070 	90 - On demand 135 053 00 58 (16x) 1642629 16x 135 053 00 58	PLANNED 134 010 00 80 30x48x6,5 A RD On demand 				
1.5	M 135.950 80-90 kW (109-122 PS)	FORFOUR 01/04-06/06	99 - PLANNED  98 - On demand	0038805 135 016 01 20 76 Ø 	1522083 135 016 00 21 	0238802 4x 135 141 00 80 	On demand 135 142 02 80 	1920070 	90 - On demand 135 053 00 58 (16x) 1642629 16x 135 053 00 58 5x8/11x8	PLANNED 134 010 00 80 30x48x6,5 A RD On demand 				
1.5	OM 639.939 D I E S E L 50-70 kW (68-95 PS)	FORFOUR CDI 09/04-06/06	98 - On demand 95 - On demand	On demand 639 016 15 20 	On demand 639 016 05 21 +639 016 03 21 	On demand 639 098 01 80 	On demand 639 142 03 80 	On demand 639 014 04 22 	90 - PLANNED 000 016 01 20 (12x) 1642657 12x 000 016 01 20 6x8,5/10x12	On demand 40x62x8 A SL RD FPM On demand 