




















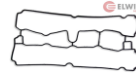



























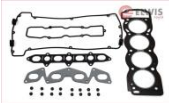




























































































































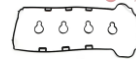




























































SAAB			 9900000  9800000  9700000  9500000 								1600000  9000000 	A  RD B  LD AB  LD SL  WD  WD
CC	ENGINE	MODEL / YEAR										
1.8	Z 18 XE  90 kW (122 PS)	9-3  01/04→	<b>9842639</b>  <b>9849076</b> 9117672 	<b>0042677</b> 93 179 932 81,5 Ø MLS 		<b>1542623</b> 90 536 414 	<b>0242629</b> 90 523 057 	<b>0342658</b> 90 536 199 	<b>1920070</b> 	<b>90 - On demand</b> 91 58 057 (16x)	<b>8042629</b> 24 465 791 30x40x7 A SL RD FPM <b>8142647</b> 55 355 235 80x98x10 A SL LD NBR <b>8442646</b> 45 03 983 35x48x7 A SL RD MVQ	
1.9	Z 19 DT Z 19 DTH  88-110 kW (120-150 PS)	9-3 TiD 9-5 TiD  09/04→	<b>9742613</b> 93 186 198  <b>95 - PLANNED</b> 39 186+ 196	<b>PLANNED</b> 93 138 224 83 Ø 0,82 mm <b>0042704*</b> 93 138 226 83 Ø 0,92 mm <b>0042701</b> 3 138 227 83 Ø 1,02 mm 		<b>1525135</b> 93 178 481  <b>1542602*</b> 56 07 273 Eng.17180895→ Metal 	<b>PLANNED</b> 93 179 058 	<b>PLANNED</b> 93 178 708 	<b>1920070</b> 	<b>90 - On demand</b> 93 178 590 (16x) <b>1611501</b> 16x 93 178 590 6x11/23,5x15,5	<b>8425103</b> 93 180 737 31x41x7 AB SL RD FPM <b>8442661</b>  93 178 503 <b>8425104</b> 93 178 980 30x45x7 AB SL RD FPM	





















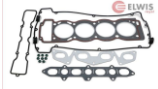



















SAAB			 9900000 9800000 9700000 9500000								1600000 9000000    	A  RD B  LD AB  LD SL  WD  WD
CC	ENGINE	MODEL / YEAR										
2.0	<b>B202</b> <b>B202XI</b> <b>B202XL</b>  92-129 kW (125-175 PS)	<b>9000</b> <b>9000 Turbo</b>  09/84-08/93	<b>98 - On demand</b> 88 18 007 +75 00 713 (16x) Eng.→G 52494  <b>9849050</b> 88 19 831 +75 00 713 (16x) Eng.G 52495→ 	<b>0049050</b> 91 69 079 91 Ø 	<b>9149035</b> 8728669 	<b>9149050</b> 88 17 512 Eng.→G 52494  <b>9149051</b> 93 21 464 Eng.G 52495→ 	<b>0249044</b> 75 84 436 	<b>0349044</b> 75 18 996  <b>3049052</b> 83 87 672 		<b>9056002</b> 75 00 713 (16x) <b>1656010</b> 16x 75 00 713 7x10/13,5x10	<b>8049035</b> 93 09 204 48x66,65x10 A SL RD FPM <b>8149035</b> 91 75 902 88x108x11 A SL LD NBR	
2.0	<b>B202I</b> <b>B202S</b>  93-110 kW (126-150 PS)	<b>900</b> <b>900 Turbo</b> <b>9000</b> <b>9000 CD</b> <b>9000 Turbo</b>  10/87-12/98	<b>9849050</b> 88 19 831 +75 00 713 (16x) 	<b>0049050</b> 91 69 079 91 Ø 	<b>9149035</b> 8728669  <b>4249035</b> 7566433 	<b>9149051</b> 93 21 464 	<b>0249044</b> 75 84 436 	<b>0349044</b> 75 18 996  <b>3049052</b> 83 87 672 		<b>9056002</b> 75 00 713 (16x) <b>1656010</b> 16x 75 00 713 7x10/13,5x10	<b>8049035</b> 93 09 204 48x66,65x10 A SL RD FPM <b>8149035</b> 91 75 902 88x108x11 A SL LD NBR	
2.0	<b>B202L</b>  129-150 kW (175-204 PS)	<b>900 Turbo</b> <b>9000</b> <b>9000 Turbo</b>  09/84-12/98	<b>98 - On demand</b> 88 18 007 +75 00 713 (16x)	<b>0049050</b> 91 69 079 91 Ø 	<b>9149035</b> 8728669  <b>4249035</b> 7566433 	<b>9149050</b> 88 17 512 	<b>0249044</b> 75 84 436 	<b>0349044</b> 75 18 996 		<b>9056002</b> 75 00 713 (16x) <b>1656010</b> 16x 75 00 713 7x10/13,5x10	<b>8049035</b> 93 09 204 48x66,65x10 A SL RD FPM <b>8149035</b> 91 75 902 88x108x11 A SL LD NBR	

SAAB			 9900000  9800000  9700000  9500000 			 		 	 		1600000  9000000 	A  RD B  LD AB  LD SL  LD  WD
CC	ENGINE	MODEL / YEAR										
2.0	B202XI B202XL  92-129 kW (125-175 PS)	900 900 Turbo  01/84-06/94	<b>98 - On demand</b> 88 18 007 +75 00 713 (16x) Eng.→G 110406  <b>9849050</b> 88 19 831 +75 00 713 (16x) Eng.G 110407→ 	<b>0049050</b> 91 69 079 91 Ø 	<b>9149035</b> 8728669 	<b>9149050</b> 88 17 512 Eng.→G 110406  <b>9149051</b> 93 21 464 Eng.G 110407→ 	<b>0249044</b> 75 84 436 	<b>0349044</b> 75 18 996 		<b>9056002</b> 75 00 713 (16x) <b>1656010</b> 16x 75 00 713 7x10/13,5x10	<b>8049035</b> 93 09 204 48x66,65x10 A SL RD FPM <b>8149035</b> 91 75 902 88x108x11 A SL LD NBR	
2.0	B204E B204I B204R B206I  96-147 kW (131-200 PS)	900 9000 9000 CD 9000 Turbo 9-3 / 9-3 Turbo 9-5 Turbo  09/92-12/09	<b>9849061</b> 88 22 033 +75 00 713 (16x) +88 22 041  <b>9849060</b> 	<b>0049060</b> 91 85 695 91 Ø 		<b>9149051</b> 93 21 464 	<b>0249060</b> 91 38 884 	<b>0349060</b> 91 66 497  <b>3049052</b> 83 87 672 		<b>9056002</b> 75 00 713 (16x) <b>1656010</b> 16x 75 00 713 7x10/13,5x10	<b>8049035</b> 93 09 204 48x66,65x10 A SL RD FPM <b>8149035</b> 91 75 902 88x108x11 A SL LD NBR	






































SAAB			 9900000  9800000  9700000  9500000 								1600000  9000000 	A  RD B  LD AB  LD SL  LD  WD  WD
CC	ENGINE	MODEL / YEAR										
2.0	B204FT  140 kW (190 PS)	Ginetta G34 2.0  01/95-08/98			<b>3555539</b> 463 469-7 	<b>9155540</b> 271393  <b>2055537</b> 1378853 		<b>0355541</b> 1 378 852  <b>3055534</b>  671 822-5 				
2.0	B204L  136 kW (185 PS)	900 Turbo 9-3 Turbo  07/93-08/03	<b>9849061</b> 88 22 033 +75 00 713 (16x) +88 22 041  <b>9849060</b> 	<b>0049060</b> 91 85 695 91 Ø 		<b>9149051</b> 93 21 464 	<b>0249060</b> 91 38 884 	<b>0349060</b> 91 66 497  <b>3049052</b>  83 87 672 	<b>1049035</b> 75 14 946 	<b>9056002</b> 75 00 713 (16x) <b>1656010</b> 16x 75 00 713 7x10/13,5x10	<b>8049035</b> 93 09 204 48x66,65x10 A SL RD FPM <b>8149035</b> 91 75 902 88x108x11 A SL LD NBR <b>8126534</b> 87 87 764 88x108x11,1 AB SL LD MVQ	
2.0	B205E B205R 110-151 kW (150-205 PS)	9-3 Turbo 9-5 Turbo  09/97-12/09	<b>9849072</b> 	<b>0049080</b> 59 55 174 91 Ø 0,4 mm MLS 		<b>9149051</b> 93 21 464 	<b>0249072</b> 91 86 412  <b>0249073</b> 91 86 404 	<b>0349060</b> 91 66 497  <b>3049052</b>  83 87 672 		<b>90 - On demand</b> 59 55 570 (16x) <b>1649080</b> 16x 59 55 570 5x8/30x19,5	<b>8049035</b> 93 09 204 48x66,65x10 A SL RD FPM <b>8149035</b> 91 75 902 88x108x11 A SL LD NBR	

SAAB			 9900000   9800000   9700000   9500000  			 					1600000  9000000   	A  RD B  LD AB  LD SL  WD  WD
CC	ENGINE	MODEL / YEAR										
2.0	B207E B207L B207R  110-177 kW (150-241 PS)	9-3 Turbo  09/02→	<b>9849078</b> 	<b>0042608</b> 93 175 913 MLS 	<b>7042670</b> 71739309 	<b>9149065</b> 	<b>0249075</b> 12 786 262 	<b>0349072</b> 12 786 717  <b>0349071</b> 12 794 952 	<b>1920070</b> 	<b>90 - On demand</b> 90 537 241 (16x) <b>1649082</b> 16x 90 537 241 6x10/25x16	<b>8442660</b> 90 571 925 42x55x7 A SL RD FPM <b>8142631</b> 45 01 201 90x104x11 AB SL LD MVQ	
2.1	B212I  100 kW (136 PS)	900  08/90-06/94	<b>9849053</b> 93 21 597 	<b>0049051</b> 87 87 111 94 Ø 1,3 mm 	<b>9149051</b> 93 21 464 	<b>0249046</b> 91 26 277 	<b>0349044</b> 75 18 996 			<b>9056002</b> 75 00 713 (16x) <b>1656010</b> 16x 75 00 713 7x10/13,5x10	<b>8049035</b> 93 09 204 48x66,65x10 A SL RD FPM <b>8149035</b> 91 75 902 88x108x11 A SL LD NBR	
2.2	D223L X 22 DTH  D I E S E L  85-92 kW (115-125 PS)	9-3 TID 9-5 TID  02/98→	<b>9742661</b>  <b>9542620*</b>	<b>0042668</b> 95 44 669 85,5 Ø      MLS 1,3 mm      1U <b>0042667</b> 93 179 233 85,5 Ø      MLS 1,4 mm      2U <b>0042665*</b> 93 189 314 85,5 Ø      MLS 1,5 mm      3U 	<b>1542622</b> 47 73 420 	<b>0242620</b> 95 43 844  <b>0242621</b> 95 43 919 	<b>0342624</b> 96 43 984 	<b>1042652</b> 47 72 026 		<b>90 - PLANNED</b> 45 00 898 (16x) <b>1642657</b> 16x 45 00 898 6x8,5/10x12	<b>On demand</b> 95 43 455 55x68x8 A SL RD FPM <b>On demand</b> 95 43 083 99x114x11 A LD ACM FPM	

SAAB 			9900000  9800000  9700000  9500000 		 					1600000  9000000 	A  RD B  LD AB  LD SL  WD  WD
CC	ENGINE	MODEL / YEAR									
2.2	Y 22 DTH  D I E S E L  85-88 kW (116-120 PS)		<b>9742661</b> 	<b>0042668</b> 95 44 669 85,5 Ø           MLS 1,3 mm           1U <b>0042667</b> 93 179 233 85,5 Ø           MLS 1,4 mm           2U <b>0042665*</b> 93 189 314 85,5 Ø           MLS 1,5 mm           3U 		<b>1542622</b> 47 73 420 	<b>0242620</b> 95 43 844   <b>0242621</b> 95 43 919  	<b>0342624</b> 96 43 984  		<b>9042601</b> 45 00 898 (16x) <b>16 - PLANNED</b> 45 00 898           16x 6x9/12x10	<b>8425105</b> 95 43 455 55x68x8 A SL RD FPM On demand 95 43 083 99x114x11 A LD ACM FPM
2.3	B234E B234R  125-165 kW 170-224 PS	9000 - 9000 Turbo 9000 AERO CS - CDE  09/90-12/98	<b>9849061</b> 88 22 033 +75 00 713 (16x) +88 22 041  <b>9849060</b> 	<b>0049060</b> 91 85 695  91 Ø 		<b>9149051</b> 93 21 464  	<b>0249060</b> 2x 91 38 884  	<b>0349060</b> 91 66 497   <b>3049052</b>  83 87 672 	<b>1049035</b> 75 14 946  	<b>9056002</b> 75 00 713 (16x) <b>1656010</b> 16x 75 00 713 7x10/13,5x10	<b>8049035</b> 93 09 204 48x66,65x10 A SL RD FPM <b>8149035</b> 91 75 902 88x108x11 A SL LD NBR

SAAB 			<p>9900000 </p> <p>9800000 </p> <p>9700000 </p> <p>9500000 </p>						<p>1600000 </p> <p>9000000 </p>	<p>A </p> <p>B </p> <p>AB </p> <p>SL </p> <p></p>	<p>RD </p> <p>LD </p> <p>WD </p>
CC	ENGINE	MODEL / YEAR									
2.3	<p>B2341</p> <p>B234L</p> <p>107-147 kW (146-200 PS)</p>	<p>900</p> <p>9000</p> <p>9000 CD</p> <p>9000 CD Turbo</p> <p>9000 Turbo</p> <p>08/89-12/98</p>	<p><b>9849051</b></p> <p>93 21 605</p> <p>+75 00 713 (16x)</p> <p>→09/93</p>  <p><b>9849061</b></p> <p>88 22 033</p> <p>+75 00 713 (16x)</p> <p>+88 22 041</p> <p>09/93→</p>  <p><b>9849060</b></p> 	<p><b>0049050</b></p> <p>91 69 079</p> <p>91 Ø</p> <p>→09/93</p>  <p><b>0049060</b></p> <p>91 85 695</p> <p>91 Ø</p> <p>09/93→</p> 	<p><b>4249035</b></p> <p>7566433</p> 	<p><b>9149051</b></p> <p>93 21 464</p> 	<p><b>0249046</b></p> <p>91 26 277</p> <p>→09/93</p>  <p><b>0249060</b> 2x</p> <p>91 38 884</p> <p>09/93→</p> 	<p><b>0349044</b></p> <p>75 18 996</p> <p>→09/93</p>  <p><b>0349060</b></p> <p>91 66 497</p> <p>09/93→</p>  <p><b>3049052</b></p> <p>83 87 672</p> 	<p><b>1049035</b></p> <p>75 14 946</p> 	<p><b>9056002</b></p> <p>75 00 713 (16x)</p> <p><b>1656010</b> 16x</p> <p>75 00 713</p> <p>7x10/13,5x10</p>	<p><b>8049035</b></p> <p>93 09 204</p> <p>48x66,65x10</p> <p>A SL RD FPM</p> <p><b>8149035</b></p> <p>91 75 902</p> <p>88x108x11</p> <p>A SL LD NBR</p>
2.3	<p>B235E</p> <p>B235L</p> <p>B235R</p> <p>125-224 kW (170-305 PS)</p>	<p>9-3</p> <p>9-3 Turbo</p> <p>9-5 Turbo</p> <p>09/97-12/09</p>	<p><b>9849072</b></p> 	<p><b>0049080</b></p> <p>59 55 174</p> <p>91 Ø</p> <p>0,4 mm</p> <p>MLS</p> 	<p><b>9149051</b></p> <p>93 21 464</p> 	<p><b>0249072</b></p> <p>91 86 412</p>  <p><b>0249073</b></p> <p>91 86 404</p> 	<p><b>0349060</b></p> <p>91 66 497</p>  <p><b>3049052</b></p> <p>83 87 672</p> 	<p><b>90 - On demand</b></p> <p>59 55 570 (16x)</p> <p><b>1649080</b> 16x</p> <p>59 55 570</p> <p>5x8/30x19,5</p>	<p><b>8049035</b></p> <p>93 09 204</p> <p>48x66,65x10</p> <p>A SL RD FPM</p> <p><b>8149035</b></p> <p>91 75 902</p> <p>88x108x11</p> <p>A SL LD NBR</p>		



SAAB			 9900000  9800000  9700000  9500000 								1600000  9000000 	A  RD B  LD AB  LD SL  WD  WD
CC	ENGINE	MODEL / YEAR										
2.5	B258I  125 kW (170 PS)	900 V6  07/93-02/98	<b>98 - On demand</b>          <b>95 - On demand</b>	<b>0042661</b> 2x 45 01 045 83 Ø  		<b>9149070</b> 2x 93 21 969  	<b>On demand</b> 2x 45 04 973    <b>On demand</b> 45 04 965  	<b>0349050</b> 2x 45 03 652  	<b>1049065</b> 45 02 167  	<b>90 - PLANNED</b> 45 00 898 (12x) 2x <b>1642657</b> 24x 45 00 898 6x8,5/10x12	<b>8442632</b> 90 322 669 38x50x8 A SL RD MVQ <b>8142631</b> 45 01 201 90x104x11 AB SL LD MVQ <b>8442646</b> 45 03 983 35x48x7 A SL RD MVQ	
3.0	B308E  147 kW (200 PS)	9-5 V6t  01/98-12/09	<b>9849074</b>            <b>95 - On demand</b>	<b>0049070</b> 2x 47 73 453 87 Ø  		<b>On demand</b> 2x 47 70 764 +45 04 247  	<b>0242670</b> 2x 47 70 418    <b>7149080</b> 3x 47 70 426  	<b>On demand</b> 2x  	<b>1049065</b> 45 02 167  	<b>90 - PLANNED</b> 45 00 898 (12x) 2x <b>1642657</b> 24x 45 00 898 6x8,5/10x12	<b>8442632</b> 90 322 669 38x50x8 A SL RD MVQ <b>8142631</b> 45 01 201 90x104x11 AB SL LD MVQ <b>8442646</b> 45 03 983 35x48x7 A SL RD MVQ	
3.0	B308I  155 kW (211 PS)	9000 V6  07/94-12/98	<b>9849054</b>            <b>95 - On demand</b>	<b>0049070</b> 2x 47 73 453 87 Ø  		<b>9149070</b> 2x 93 21 969  	<b>0242670</b> 2x 47 70 418    <b>7149080</b> 3x 47 70 426  	<b>On demand</b> 2x  		<b>90 - PLANNED</b> 45 00 898 (12x) 2x <b>1642657</b> 24x 45 00 898 6x8,5/10x12	<b>8442632</b> 90 322 669 38x50x8 A SL RD MVQ <b>8142631</b> 45 01 201 90x104x11 AB SL LD MVQ <b>8442646</b> 45 03 983 35x48x7 A SL RD MVQ	