




























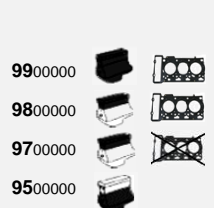









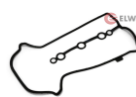




















































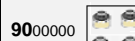

























































































 <b>RENAULT</b>			9900000  9800000  9700000  9500000 							1600000  9000000 	A  B  AB  SL  	RD  LD  WD  
CC	ENGINE	MODEL / YEAR										
0.7	680 701 680 702  15-20 kW (20-27 PS)	4  04/62→	<b>99 - PLANNED</b> 77 01 453 242  <b>98 - PLANNED</b> 77 01 458 310	<b>On demand</b> 77 00 724 333 59 Ø 1,1 mm  		<b>PLANNED</b> 05 55 565 700  	<b>On demand</b> 2x 77 00 522 372  	<b>On demand</b> 2x 77 00 522 372  				
0.8	81B 707 800 800 01 800 02 800 05 800 705 800 710 839 839 701 839 706 839 707 839.06 839.07  19-27 kW (26-37 PS)	RODEO 4 RODEO 6 4 5  10/62→	<b>99 - PLANNED</b> 77 01 453 242  <b>98 - PLANNED</b> 77 01 458 310	<b>On demand</b> 77 00 724 333 59 Ø 1,1 mm  		<b>PLANNED</b> 05 55 565 700  	<b>On demand</b> 2x 77 00 522 372  	<b>On demand</b> 2x 77 00 522 372  				






















RENAULT																					
CC	ENGINE	MODEL / YEAR																			
0.9	H4B 400 H4B 405 H4B 408 H4B 410 H4B 411 H4B 412 H4B 451 H4B 453 H4D 400 H4D 401  56-90 kW (76-109 PS)	CAPTUR I (J5_, H5_) CLIO IV (BH_) 0.9 TCe CLIO IV Grandtour TWINGO III (BCM_) 0.9 TWINGO III BCM TCe 95  11/12→	<b>98 - PLANNED</b> 10 10 120 42R       <b>9822029</b> 10 10 151 73R	<b>0046812*</b> 11 04 471 00R  	<b>1546802</b> 13 27 075 88R  	<b>0246812</b> 14 03 591 50R    <b>0246801</b> 14 03 517 64R  	<b>0346850</b> 14 03 610 24R    <b>0346802</b> 14 03 684 42R  														
1.0	C1C C1C 700 C1C 706 C1C 708 C1C 754  24-31 kW (33-42 PS)	RAPID SUPER 5 4  10/84→	<b>98 - PLANNED</b> 77 01 462 215       <b>95 - PLANNED</b> 77 01 465 261	<b>0046801</b> 77 00 680 688 72 Ø 1,42 mm <b>PLANNED</b> 77 01 029 773 72 Ø 1,7 mm  	<b>1555537</b> 77 00 723 967  	<b>On demand</b> 77 00 855 962  	<b>On demand</b> 77 00 855 962  	<b>1920070</b>  	<b>9056003</b> 77 00 736 465 (8x) <b>1656010</b> 8x 77 00 736 465 7x10/13,5x10	<b>On demand</b> 77 03 087 097 35x50x10 A SL RD MVQ <b>8146801</b> 77 00 859 692 80x100x8 A SL LD FPM											

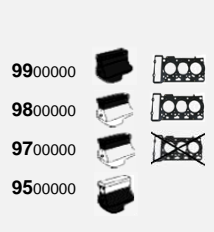























RENAULT 			9900000  9800000  9700000  9500000 							1600000  9000000 	A  RD B  LD AB  LD SL  LD  WD
CC	ENGINE	MODEL / YEAR									
1.0	D4D 700 D4D 712  44-50 kW (60-68 PS)	CLIO II KANGOO TWINGO  → 2000	<b>9846875</b> 77 01 473 003 Eng.→030820   <b>9546813</b> 77 01 473 218 Eng.→010101	<b>0046860</b> 82 00 086 698 70 Ø MLS 		<b>1546821</b> 77 01 049 888 	<b>9446850</b> 77 01 473 007 4x  <b>0246850</b> 77 01 473 007 	<b>0346852</b> 82 00 310 867 	<b>1920070</b> 	<b>9046824</b> 82 00 082 487 (16x) Eng.→030820 <b>1646824</b> 16x 82 00 082 487 Eng.→030820 5,5x11/23x15,5	<b>8446822</b> 77 00 873 534 32x44x6 A SL RD FPM Eng.→010101 <b>8446823</b> 77 00 874 223 70x86x8 A SL LD FPM Eng.→010101 <b>8446821</b> 77 01 473 495 28x47x8 A SL RD FPM/ACM
1.0	D4D 700 D4D 712 D4D 720	CLIO II 16V KANGOO 16V TWINGO 16V  2000 → 2007	<b>9846876</b> Eng.030821→   <b>9546803</b> 77 01 473 503 Eng.010102→	<b>0046860</b> 82 00 086 698 70 Ø MLS 		<b>1546821</b> 77 01 049 888 	<b>9446850</b> 77 01 473 007 4x  <b>0246850</b> 77 01 473 007 	<b>0346852</b> 82 00 310 867 		<b>9046822</b> 82 00 171 215 (16x) Eng.030821→ <b>1646822</b> 16x 82 00 171 215 Eng.030821→ 5,5x8/11,5x8	<b>8446825</b> 77 01 473 494 32x44x6 A SL RD PTFE ACM Eng.010102→ <b>8446803</b> 77 01 473 493 70x86x7 A SL LD PTFE ACM Eng.010102→ <b>8446821</b> 77 01 473 495 28x47x8 A SL RD FPM/ACM

RENAULT 			 9900000	 9800000	 9700000	 9500000							 1600000	 9000000	
CC	ENGINE	MODEL / YEAR													
1.0	D7D 740 126 A.000  43 kW (59 PS)		<b>9846842</b> 77 01 472 249  <b>9846803</b> 77 01 472 955  <b>9546814</b> →12/00  <b>9546803</b> 77 01 473 503 01/01→	<b>0046841</b> 77 00 864 736 70,2 Ø 1,25 mm 		<b>1546818</b> 77 00 106 172  <b>1546828</b> 77 01 049 734 	<b>9446819</b> 77 01 204 945 (2x)  <b>0246819</b> 77 01 204 945 	<b>0346851</b> 77 00 866 689  <b>1046816</b> 77 00 866 465 →12/00  <b>1920070</b> 01/01→ 	<b>90 - On demand</b> 77 00 862 483 (8x) <b>1646815</b> 8x 77 00 862 483 5x10,5/28x19,5	<b>8446822</b> 77 00 873 534 32x44x6 A SL RD FPM →12/00 <b>8446825</b> 77 01 473 494 32x44x6 A SL RD PTFE ACM 01/01→ <b>8446823</b> 77 00 874 223 70x86x8 A SL LD FPM →12/00 <b>8446803</b> 77 01 473 493 70x86x7 A SL LD PTFE ACM 01/01→ <b>8446811</b> 77 00 101 348 30x42x7 A SL RD FPM					
1.0	D7D 760  40-43 kW (54-58 PS)		<b>9846842</b> 77 01 472 249  <b>9846803</b> 77 01 472 955  <b>9546814</b>	<b>0046841</b> 77 00 864 736 70,2 Ø 1,25 mm 		<b>1546818</b> 77 00 106 172  <b>1546828</b> 77 01 049 734 	<b>9446819</b> 77 01 204 945 (2x)  <b>0246819</b> 77 01 204 945 	<b>0346851</b> 77 00 866 689  <b>1046816</b> 77 00 866 465 	<b>90 - On demand</b> 77 00 862 483 (8x) <b>1646815</b> 8x 77 00 862 483 5x10,5/28x19,5	<b>8446822</b> 77 00 873 534 32x44x6 A SL RD FPM <b>8446823</b> 77 00 874 223 70x86x8 A SL LD FPM <b>8446811</b> 77 00 101 348 30x42x7 A SL RD FPM					









































RENAULT 			<p>9900000 </p> <p>9800000 </p> <p>9700000 </p> <p>9500000 </p>							<p>1600000 </p> <p>9000000 </p>	<p>A </p> <p>B </p> <p>AB </p> <p>SL </p> 	<p>RD </p> <p>LD </p> <p>WD </p>
CC	ENGINE	MODEL / YEAR										
1.0	<p>689</p> <p>689 71</p> <p>689 710</p> <p>31-33 kW (42-45 PS)</p>	<p>4</p> <p>5</p> <p>01/72→</p>	<p><b>99 - PLANNED</b> 77 01 459 392</p> <p><b>98 - PLANNED</b> 77 01 459 391</p> <p><b>97 - PLANNED</b> 77 02 039 557</p>	<p><b>0046801</b> 77 00 680 688 72 Ø 1,42 mm <b>PLANNED</b> 77 01 029 773 72 Ø 1,7 mm</p> 		<p><b>155537</b> 77 00 723 967</p> 	<p><b>PLANNED</b> 77 00 854 652</p> 	<p><b>PLANNED</b> 77 00 854 652</p> 	<p><b>PLANNED</b> 77 01 457 561</p> 		<p><b>8438817</b> 77 03 087 104 30x42x8 A LD NBR <b>8146801</b> 77 00 859 692 80x100x8 A SL LD FPM</p>	
1.1	<p>C1E / 688</p> <p>C1E 714</p> <p>C1E 718</p> <p>C1E 719</p> <p>C1E 726</p> <p>688</p> <p>688 02</p> <p>688 711</p> <p>688 712</p> <p>688 713</p> <p>688.10</p> <p>25-41 kW (34-56 PS)</p>	<p>RODEO 5</p> <p>RODEO 6</p> <p>4</p> <p>5</p> <p>6</p> <p>08/70→</p>	<p><b>99 - PLANNED</b> 77 01 459 392</p> <p><b>98 - PLANNED</b> 77 01 459 391</p> <p><b>97 - PLANNED</b> 77 02 039 557</p>	<p><b>0046801</b> 77 00 680 688 72 Ø 1,42 mm <b>PLANNED</b> 77 01 029 773 72 Ø 1,7 mm</p> 		<p><b>155537</b> 77 00 723 967</p> 	<p><b>PLANNED</b> 77 00 854 652</p> 	<p><b>PLANNED</b> 77 00 854 652</p> 	<p><b>PLANNED</b> 77 01 457 561</p> 		<p><b>8438817</b> 77 03 087 104 30x42x8 A LD NBR <b>8146801</b> 77 00 859 692 80x100x8 A SL LD FPM</p>	

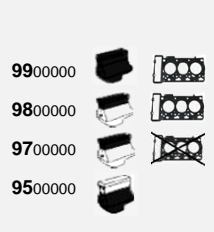






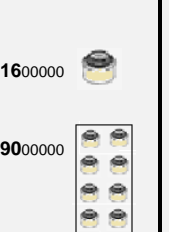
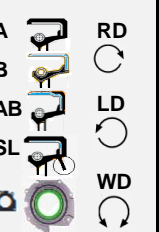












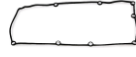












RENAULT 			9900000  9800000  9700000  9500000 							1600000  9000000 	A  B  AB  SL   RD  LD  WD 
CC	ENGINE	MODEL / YEAR									
1.1	C1E 700 C1E 715 C1E 720 C1E 750 C1E 752 C1E 754 C1E 756 C1E 762 C1E 792  33-36 kW (45-49 PS)	CLIO RAPID SUPER 5 11 5 9  09/80-09/98	98 - PLANNED 77 01 462 215  95 - PLANNED 77 01 465 261	0046801 77 00 680 688 72 Ø 1,42 mm PLANNED 77 01 029 773 72 Ø 1,7 mm 		1555537 77 00 723 967 	On demand 77 00 855 962 	On demand 77 00 855 962 	1920070 	9056003 77 00 736 465 (8x) 1656010 8x 77 00 736 465 7x10/13,5x10	On demand 77 03 087 097 35x50x10 A SL RD MVQ 8146801 77 00 859 692 80x100x8 A SL LD FPM
1.1	688  33 kW (45 PS)	10  05/66-10/72	98 - PLANNED 77 01 462 215	0046801 77 00 680 688 72 Ø 1,42 mm PLANNED 77 01 029 773 72 Ø 1,7 mm 		1555537 77 00 723 967 	PLANNED 77 00 854 652 	PLANNED 77 00 854 652 	On demand 77 01 453 950 		PLANNED 35x50x8 A SL WD ACM On demand 70x90x10 A LD MVQ
1.2	C1G C1G 700 C1G 702 C1G 710 C1G 720 C1G 722 C1G 726 C1G 760  40-44 kW (54-60 PS)	RAPID SUPER 5 11 19 9  10/84-12/96	98 - PLANNED 77 01 462 216  95 - PLANNED 77 01 465 261	PLANNED 77 00 680 689 77 Ø 1,2 mm 		1555537 77 00 723 967 	On demand 77 00 855 962 	On demand 77 00 855 962 	1920070 	9056003 77 00 736 465 (8x) 1656010 8x 77 00 736 465 7x10/13,5x10	On demand 77 03 087 097 35x50x10 A SL RD MVQ 8146801 77 00 859 692 80x100x8 A SL LD FPM

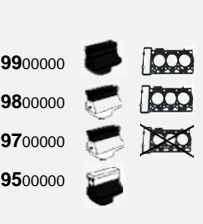






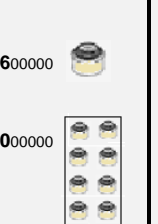




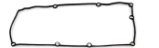







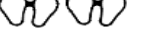









RENAULT 											
CC	ENGINE	MODEL / YEAR									
1.2	C3G 700 C3G 702 C3G 710 C3G 712 C3G 720 C3G 750  40 kW (54-55 PS)	CLIO RAPID TWINGO  09/91→	<b>9846805</b> 77 01 467 154 +77 00 658 325 (8x)  <b>95 - On demand</b> 77 01 466 416	<b>0046831</b> 77 00 859 803 75 Ø 1,35 mm 		<b>1546805</b> 77 01 036 311 	<b>On demand</b> 77 00 855 663 	<b>On demand</b> 77 00 855 663 		<b>90 - On demand</b> 77 00 658 325 (8x) <b>1655547</b> 8x 77 00 658 325 6,5x10,5/13x9,5	<b>8042631</b> 77 00 522 314 35x50x8 A SL RD MVQ <b>8146801</b> 77 00 859 692 80x100x8 A SL LD FPM
1.2	D4F 702 D4F 704  55 kW (75 PS)	TWINGO 16V  01/01→	<b>9846875</b> 77 01 473 003   <b>9546813</b> 77 01 473 218 Eng.→010101  <b>9546803</b> 77 01 473 503 Eng.010102→	<b>0046860</b> 82 00 086 698 70 Ø MLS 		<b>1546821</b> 77 01 049 888 	<b>9446850</b> 77 01 473 007 4x  <b>0246850</b> 77 01 473 007 	<b>0346852</b> 82 00 310 867 	<b>1920070</b> 	<b>9046824</b> 82 00 082 487 (16x) <b>1646824</b> 16x 82 00 082 487 5,5x11/23x15,5	<b>8446822</b> 77 00 873 534 32x44x6 A SL RD FPM Eng.→010101 <b>8446825</b> 77 01 473 494 32x44x6 A SL RD PTFE ACM Eng.010102→ <b>8446823</b> 77 00 874 223 70x86x8 A SL LD FPM Eng.→010101 <b>8446803</b> 77 01 473 493 70x86x7 A SL LD PTFE ACM Eng.010102→ <b>8446821</b> 77 01 473 495 28x47x8 A SL RD FPM/ACM

RENAULT											
CC	ENGINE	MODEL / YEAR									
1.2	D4F 706 D4F 712 D4F 714 D4F 716  55 kW (75 PS)	CLIO 16V KANGOO 16V THALIA  06/01→	<b>9846875</b> 77 01 473 003 Eng.→030820  <b>9846876</b> Eng.030821→  <b>9546803</b> 77 01 473 503	<b>0046860</b> 82 00 086 698 70 Ø MLS 	<b>1546821</b> 77 01 049 888 	<b>9446850</b> 77 01 473 007 4x  <b>0246850</b> 77 01 473 007 	<b>0346852</b> 82 00 310 867 	<b>1920070</b> 	<b>9046824</b> 82 00 082 487 (16x) Eng.→030820 <b>9046822</b> 82 00 171 215 (16x) Eng.030821→ <b>1646824</b> 16x 82 00 082 487 Eng.→030820 5,5x11/23x15,5 <b>1646822</b> 82 00 171 215 Eng.030821→ 5,5x8/11,5x8	<b>8446825</b> 77 01 473 494 32x44x6 A SL RD PTFE ACM <b>8446803</b> 77 01 473 493 70x86x7 A SL LD PTFE ACM <b>8446821</b> 77 01 473 495 28x47x8 A SL RD FPM/ACM	
1.2	D4F 708 D4F 722 D4F 728 D4F 730 D4F 740 D4F 772  44-56 kW (60-76 PS)	CLIO 16V KANGOO 16V MODUS 16V THALIA DCI TWINGO 16V  06/01→	<b>9846877</b> 77 01 475 822  <b>9546803</b> 77 01 473 503	<b>0046860</b> 82 00 086 698 70 Ø MLS 	<b>1546822</b> 77 01 059 314 	<b>9446850</b> 77 01 473 007 4x  <b>0246850</b> 77 01 473 007 	<b>0346852</b> 82 00 310 867 	<b>1920070</b> 	<b>9046822</b> 82 00 171 215 (16x) <b>1646822</b> 16x 82 00 171 215 5,5x8/11,5x8	<b>8446825</b> 77 01 473 494 32x44x6 A SL RD PTFE ACM <b>8446803</b> 77 01 473 493 70x86x7 A SL LD PTFE ACM <b>8446821</b> 77 01 473 495 28x47x8 A SL RD FPM/ACM	

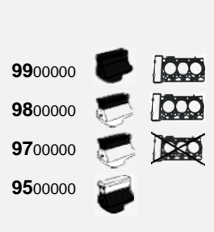







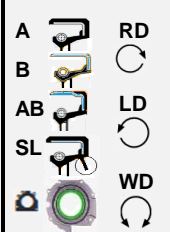








RENAULT 			<p>9900000 </p> <p>9800000 </p> <p>9700000 </p> <p>9500000 </p>							<p>1600000 </p> <p>9000000 </p>	<p>A </p> <p>B </p> <p>AB </p> <p>SL </p> <p></p> <p>RD </p> <p>LD </p> <p>WD </p>
CC	ENGINE	MODEL / YEAR									
1.2	D4F 732  53-55 kW (72-75 PS)		<p><b>9846877</b> 77 01 475 822</p>  <p><b>9546803</b> 77 01 473 503</p>	<p><b>0046860</b> 82 00 086 698 70 Ø MLS</p> 		<p><b>1546822</b> 77 01 059 314</p> 	<p><b>9446850</b> 77 01 473 007 4x</p>  <p><b>0246850</b> 77 01 473 007</p> 	<p><b>0346852</b> 82 00 310 867</p> 	<p><b>1920070</b></p> 	<p><b>9046822</b> 82 00 171 215 (16x) <b>1646822</b> 16x 82 00 171 215 5,5x8/11,5x8</p>	<p><b>8446825</b> 77 01 473 494 32x44x6 A SL RD PTFE ACM <b>8446803</b> 77 01 473 493 70x86x7 A SL LD PTFE ACM <b>8446821</b> 77 01 473 495 28x47x8 A SL RD FPM/ACM</p>
1.2	D4F 764  55-58 kW (75-78 PS)	<p>CLIO 16V MODUS TWINGO 16V</p> <p>12/04→</p>	<p><b>9846879</b> 77 01 476 731</p>  <p><b>9546803</b> 77 01 473 503</p>	<p><b>0046860</b> 82 00 086 698 70 Ø MLS</p> 		<p><b>1546822</b> 77 01 059 314</p> 	<p><b>9446850</b> 77 01 473 007 4x</p>  <p><b>0246850</b> 77 01 473 007</p> 	<p><b>0346852</b> 82 00 310 867</p> 	<p><b>1920070</b></p> 	<p><b>9046822</b> 82 00 171 215 (16x) <b>1646822</b> 16x 82 00 171 215 5,5x8/11,5x8</p>	<p><b>8446825</b> 77 01 473 494 32x44x6 A SL RD PTFE ACM <b>8446803</b> 77 01 473 493 70x86x7 A SL LD PTFE ACM <b>8446828</b> 77 01 475 009 35x47x7 A SL RD NBR PTFE</p>
1.2	D4F 780 D4F 782 D4F 784 D4F 786  74-76 kW (100-103 PS)	<p>CLIO CLIO Grandtour 16V CLIO 16V MODUS TWINGO WIND</p> <p>03/07→</p>	<p><b>98- PLANNED</b> 77 01 477 823</p> <p><b>9546803</b> 77 01 473 503</p>	<p><b>On demand</b> 82 00 342 238 0,5 mm MLS</p> 		<p><b>1546803</b> 82 00 549 617</p> 	<p><b>On demand</b> 82 00 589 692</p> 	<p><b>On demand</b> 82 00 706 057</p> 	<p><b>1920070</b></p> 	<p><b>9046822</b> 82 00 171 215 (16x) <b>1646822</b> 16x 82 00 171 215 5,5x8/11,5x8</p>	<p><b>8446825</b> 77 01 473 494 32x44x6 A SL RD PTFE ACM <b>8446803</b> 77 01 473 493 70x86x7 A SL LD PTFE ACM <b>8446821</b> 77 01 473 495 28x47x8 A SL RD FPM/ACM</p>

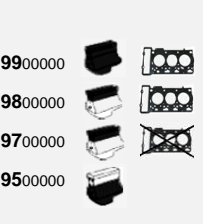





















RENAULT											
CC	ENGINE	MODEL / YEAR									
1.2	D7F 700 D7F 701 D7F 702 D7F 703 D7F 704 D7F 706 D7F 710 D7F 720 D7F 722 D7F 726 D7F 730 D7F 744 D7F 746  40-44 kW (54-60 PS)	CLIO KANGOO THALIA TWINGO  01/96→	<b>9846842</b> 77 01 472 249   <b>9846803</b> 77 01 472 955   <b>9546814</b>	<b>0046841</b> 77 00 864 736 70,2 Ø 1,25 mm 		<b>1546818</b> 77 00 106 172   <b>1546828</b> 77 01 049 734 	<b>9446819</b> 77 01 204 945 (2x)   <b>0246819</b> 7701204945 	<b>0346851</b> 77 00 866 689   <b>0346820</b> 	<b>1046816</b> 77 00 866 465 	<b>90 - On demand</b> 77 00 862 483 (8x) <b>1646815</b> 8x 77 00 862 483 5x10,5/28x19,5	<b>8446822</b> 77 00 873 534 32x44x6 A SL RD FPM  <b>8446823</b> 77 00 874 223 70x86x8 A SL LD FPM  <b>8446811</b> 77 00 101 348 30x42x7 A SL RD FPM
1.2	D7F 708  44 kW (60 PS)	TWINGO  10/03→	<b>9846803</b> 77 01 472 955   <b>9546803</b> 77 01 473 503	<b>0046841</b> 77 00 864 736 70,2 Ø 1,25 mm 		<b>1546828</b> 77 01 049 734 	<b>9446819</b> 77 01 204 945 (2x)   <b>0246819</b> 7701204945 	<b>0346851</b> 77 00 866 689 	<b>1046816</b> 77 00 866 465 	<b>90 - On demand</b> 77 00 862 483 (8x) <b>1646815</b> 8x 77 00 862 483 5x10,5/28x19,5	<b>8446825</b> 77 01 473 494 32x44x6 A SL RD PTFE ACM  <b>8446803</b> 77 01 473 493 70x86x7 A SL LD PTFE ACM  <b>8446811</b> 77 00 101 348 30x42x7 A SL RD FPM
1.2	D7F 764  43-44 kW (58-60 PS)	CLIO KANGOO  07/98→	<b>9846803</b> 77 01 472 955   <b>9546803</b> 77 01 473 503	<b>0046841</b> 77 00 864 736 70,2 Ø 1,25 mm 		<b>1546818</b> 77 00 106 172 Eng.→010615   <b>1546828</b> 77 01 049 734 Eng.010616→ 	<b>9446819</b> 77 01 204 945 (2x)   <b>0246819</b> 7701204945 	<b>0346851</b> 77 00 866 689 	<b>1920070</b> 	<b>90 - On demand</b> 77 00 862 483 (8x) <b>1646815</b> 8x 77 00 862 483 5x10,5/28x19,5	<b>8446825</b> 77 01 473 494 32x44x6 A SL RD PTFE ACM  <b>8446803</b> 77 01 473 493 70x86x7 A SL LD PTFE ACM  <b>8446811</b> 77 00 101 348 30x42x7 A SL RD FPM










































RENAULT											
CC	ENGINE	MODEL / YEAR									
1.2	D7F 766 43-44 kW (58-60 PS)	CLIO KANGOO 07/98→	<b>9846803</b> 77 01 472 955  <b>9546814</b>	<b>0046841</b> 77 00 864 736 70,2 Ø 1,25 mm 		<b>1546818</b> 77 00 106 172  <b>1546828</b> 77 01 049 734 	<b>9446819</b> 77 01 204 945 (2x)  <b>0246819</b> 7701204945 	<b>0346851</b> 77 00 866 689 	<b>1046816</b> 77 00 866 465 	<b>90 - On demand</b> 77 00 862 483 (8x) <b>1646815</b> 8x 77 00 862 483 5x10,5/28x19,5	<b>8446822</b> 77 00 873 534 32x44x6 A SL RD FPM <b>8446823</b> 77 00 874 223 70x86x8 A SL LD FPM <b>8446811</b> 77 00 101 348 30x42x7 A SL RD FPM
1.2	D7F 800 43 kW (58 PS)	TWINGO 03/07→	<b>9846803</b> 77 01 472 955  <b>9546803</b> 77 01 473 503	<b>0046841</b> 77 00 864 736 70,2 Ø 1,25 mm 		<b>1546828</b> 77 01 049 734 	<b>9446819</b> 77 01 204 945 (2x)  <b>0246819</b> 7701204945 	<b>0346851</b> 77 00 866 689 	<b>1920070</b> 	<b>90 - On demand</b> 77 00 862 483 (8x) <b>1646815</b> 8x 77 00 862 483 5x10,5/28x19,5	<b>8446825</b> 77 01 473 494 32x44x6 A SL RD PTFE ACM <b>8446803</b> 77 01 473 493 70x86x7 A SL LD PTFE ACM <b>8446811</b> 77 00 101 348 30x42x7 A SL RD FPM
1.2	ESF 710 ESF 716 E7F 700 E7F 704 E7F 706 E7F 708 E7F 730 E7F 750 40-48 kW (54-65 PS)	CLIO RAPID 19 05/90→	<b>9846811</b> 77 01 468 142  <b>97 - On demand</b> <b>9546815</b>	<b>0046811</b> 77 00 739 302 77 Ø 1,35 mm 2U <b>On demand</b> 77 Ø 1,75 mm 3U 		<b>1546811</b> 77 00 739 165 	<b>0246811</b> 77 00 746 591 	<b>0346811</b> 77 00 854 041 	<b>1046803</b> 77 00 739 392 	<b>9056003</b> 77 00 736 465 (8x) <b>1656010</b> 8x 77 00 736 465 7x10/13,5x10	<b>8446815</b> 77 00 273 776 35x47x7 A RD MVQ <b>8146801</b> 77 00 859 692 80x100x8 A SL LD FPM <b>8446811</b> 77 00 101 348 30x42x7 A SL RD FPM
























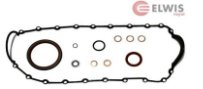




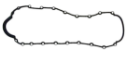






RENAULT																				
CC	ENGINE	MODEL / YEAR																		
1.4	E6J 700 E6J 701 E6J 706 E6J 712 E6J 713 E6J 718 E6J 734 E6J 738 E6J 760 E7J 601 E7J 700 E7J 706 E7J 710 E7J 711 E7J 718 E7J 719 E7J 720 E7J 724 E7J 726 E7J 728 E7J 742 E7J 745 E7J 754 E7J 756 E7J 757 E7J 773	CLIO RAPID 19  01/88→	<b>9846811</b> 77 01 468 142   <b>97 - On demand</b>  <b>9546815</b>	<b>0046811</b> 77 00 739 302 77 Ø 1,35 mm      2U <b>On demand</b> 77 Ø 1,75 mm      3U  	<b>1546811</b> 77 00 739 165  	<b>0246811</b> 77 00 746 591  	<b>0346811</b> 77 00 854 041  	<b>1046803</b> 77 00 739 392  	<b>9056003</b> 77 00 736 465 (8x) <b>1656010</b> 8x 77 00 736 465 7x10/13,5x10	<b>8446815</b> 77 00 273 776 35x47x7 A RD MVQ <b>8146801</b> 77 00 859 692 80x100x8 A SL LD FPM <b>8446811</b> 77 00 101 348 30x42x7 A SL RD FPM										

43-60 kW  
(58-82 PS)

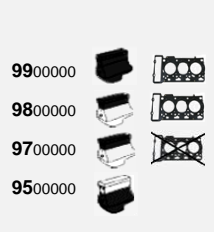






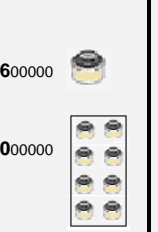
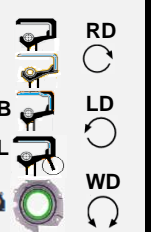



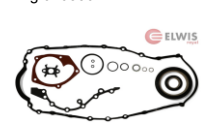




RENAULT																				
CC	ENGINE	MODEL / YEAR																		
1.4	E7J 624 E7J 626 E7J 764 E7J 770 E7J 771 E7J 780  52-59 kW (71-80 PS)	CLIO KANGOO MEGANE - Eco - Scenic MEGANE Grandtour  01/96→	<b>9846811</b> 77 01 468 142 Eng.→970218   <b>97 - On demand</b> Eng.→970218  <b>9846874</b> 77 01 468 709 Eng.970219→  <b>9546815</b>	<b>0046811</b> 77 00 739 302 77 Ø 1,35 mm      2U <b>On demand</b> 77 Ø 1,75 mm      3U  		<b>1546812</b> 77 01 471 719 Metal Eng.→970218   <b>On demand</b> 77 01 043 626 Rubber Eng.970219→  	<b>0246811</b> 77 00 746 591  	<b>0346811</b> 77 00 867 360  	<b>1046803</b> 77 00 739 392  	<b>9056003</b> 77 00 736 465 (8x) <b>1656010</b> 8x 77 00 736 465 7x10/13,5x10	<b>8446815</b> 77 00 273 776 35x47x7 A RD MVQ <b>8146801</b> 77 00 859 692 80x100x8 A SL LD FPM <b>8446811</b> 77 00 101 348 30x42x7 A SL RD FPM									
1.4	E7J 634 E7J 635  55 kW (75 PS)	CLIO KANGOO  08/97→	<b>9846874</b> 77 01 468 709	<b>0046811</b> 77 00 739 302 77 Ø 1,35 mm      2U <b>On demand</b> 77 Ø 1,75 mm      3U  		<b>1546812</b> 77 01 471 719 Metal Eng.→970218   <b>On demand</b> 77 01 043 626 Rubber Eng.970219→  	<b>9446830</b> 77 01 471 932   <b>0246830</b> 7701471932  	<b>0346812</b> 77 00 867 360  		<b>9056003</b> 77 00 736 465 (8x) <b>1656010</b> 8x 77 00 736 465 7x10/13,5x10	<b>8446815</b> 77 00 273 776 35x47x7 A RD MVQ <b>8146801</b> 77 00 859 692 80x100x8 A SL LD FPM <b>8446811</b> 77 00 101 348 30x42x7 A SL RD FPM									


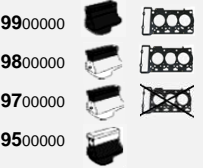






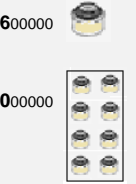















RENAULT 			9900000  9800000  9700000  9500000 							1600000  9000000 	A  B  AB  SL  	RD  LD  WD 
CC	ENGINE	MODEL / YEAR										
1.4	H4J 700 <i>96 kW (130-131 PS)</i>	GRAND SCÉNIC MEGANE SCÉNIC 16V  <i>02/09→</i>	<b>98 - On demand</b> 10 10 127 09R  <b>95 - On demand</b> 10 10 101 60R	<b>On demand</b> 11 04 45H 60A 78,5 Ø      MLS 0,7 mm  		<b>On demand</b> 13 27 000 01R  	<b>On demand</b> 14 03 500 01R (4x)  	<b>0346846*</b> 14 03 600 01R  	<b>1920070</b>  	<b>90 - On demand</b> 13 20 7CJ 40A (8x) +13 20 75H 60A (8x) <b>On demand</b> 8x 13 20 7CJ 40A <b>On demand</b> 8x 13 20 75H 60A	<b>8146803</b> 40x52x7 A SL RD NBR <b>8146806</b> 77 01 065 057 84x117x8,5 A SL LD FPM	
1.4	K4J K4J 700 K4J 710 K4J 711 K4J 712 K4J 713 K4J 714 K4J 715 K4J 750 K4J 770 K4J 780  <i>70-72 kW (95-98 PS)</i>	CLIO Grandtour DCI CLIO 16V MEGANE Grandtour 16V MEGANE 16V MODUS SCÉNIC SCÉNIC 16V THALIA 16V  <i>03/99→</i>	<b>9846845</b> 77 01 471 886   <b>9546816</b>  	<b>0046839</b> 77 00 112 739 80,5 Ø      MLS  		<b>1920070</b>  	<b>0246817</b> 77 00 107 090  	<b>PLANNED</b> 77 00 107 181  	<b>1046822</b> 77 00 103 687  	<b>9046814</b> 77 00 103 938 (16x) <b>1646814</b> 16x 77 00 103 938 5,5x11/17x28	<b>8446815</b> 77 00 273 776 35x47x7 A RD MVQ <b>8146801</b> 77 00 859 692 80x100x8 A SL LD FPM <b>8046812</b> 77 01 471 376 28x42x5 A SL RD FPM	
1.4	K4J 730 K4J 732 K4J 740  <i>60-72 kW (82-98 PS)</i>	MEGANE MEGANE 16V SCÉNIC  <i>11/02→</i>	<b>9846845</b> 77 01 471 886   <b>9546816</b>  	<b>0046839</b> 77 00 112 739 80,5 Ø      MLS  		<b>1920070</b>  	<b>0246817</b> 77 00 107 090  	<b>PLANNED</b> 77 00 107 181  	<b>1046822</b> 77 00 103 687 Eng.→030929   <b>1046820</b> 77 00 273 486 Eng.030930→  	<b>9046814</b> 77 00 103 938 (16x) <b>1646814</b> 16x 77 00 103 938 5,5x11/17x28	<b>8446815</b> 77 00 273 776 35x47x7 A RD MVQ <b>8146801</b> 77 00 859 692 80x100x8 A SL LD FPM <b>8046812</b> 77 01 471 376 28x42x5 A SL RD FPM	

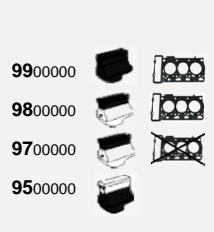













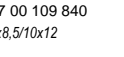





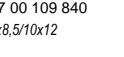




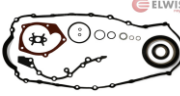


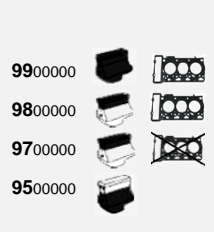







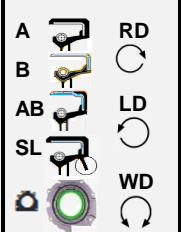



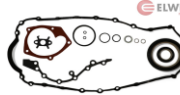







RENAULT 			<p>9900000 </p> <p>9800000 </p> <p>9700000 </p> <p>9500000 </p>						<p>1600000 </p> <p>9000000 </p>	<p>A </p> <p>B </p> <p>AB </p> <p>SL </p> <p></p> <p>RD </p> <p>LD </p> <p>WD </p>
CC	ENGINE	MODEL / YEAR								
1.4	K7J 700 K7J 701 55 kW (75 PS)	CLIO KANGOO THALIA  08/97→	<p><b>9846846</b> 77 01 468 710 +77 01 471 816</p>  <p><b>9546850</b></p> 	<p><b>0046838</b> 77 00 866 683 80 Ø 1,2 mm</p> 	<p><b>1546812</b> 77 01 471 719 Metal</p> 	<p><b>9446830</b> 77 01 471 932</p>  <p><b>0246830</b> 7701471932</p>	<p><b>0346812</b> 77 00 867 360</p> 	<p><b>1046820</b> 77 00 273 486</p> 	<p><b>9056003</b> 77 00 736 465 (8x) <b>1656010</b> 8x 77 00 736 465 7x10/13,5x10</p>	<p><b>8446815</b> 77 00 273 776 35x47x7 A RD MVQ <b>8146801</b> 77 00 859 692 80x100x8 A SL LD FPM <b>8446811</b> 77 00 101 348 30x42x7 A SL RD FPM</p>
1.5	K9K 608 K9K 612 D K9K 636 I K9K 782 S K9K 808 E K9K 820 L K9K 826 K9K 834 K9K 836 K9K 837 K9K 846 K9K 884  55-81 kW (75-110 PS)	CLIO IV DUSTER FLUENCE FLUENCE DCI KANGOO KANGOO DCI LATITUDE MEGANE DCI SCÉNIC DCI TWINGO DCI  02/09→	<p><b>9746803</b> 77 01 479 013</p>  <p><b>9546870</b></p> 	<p><b>0046802</b> 11 04 470 55R 77,5 Ø MLS 0,8 mm</p> 	<p><b>1546826</b> 77 01 070 607</p> 		<p><b>0346810</b> 82 00 414 346</p> 	<p><b>1046810</b> 82 00 379 654</p> 	<p><b>9042629</b> 82 00 496 321 (8x) <b>1642601</b> 8x 82 00 496 321 6x9/11,5x9,5</p>	<p><b>8446828</b> 77 01 475 009 35x47x7 A SL RD NBR PTFE <b>8422009</b> 77 01 473 544 80x100x9 A LD PTFE ACM <b>8446826</b> 77 01 474 149 28x42x6 A SL RD</p>

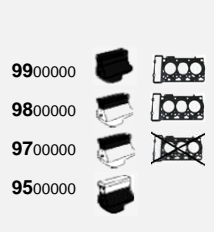






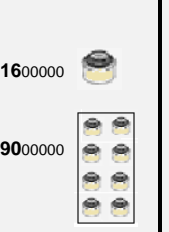
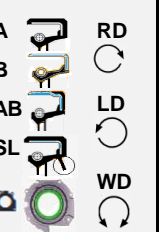






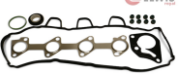








































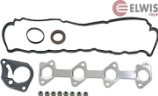

RENAULT																				
CC	ENGINE	MODEL / YEAR																		
1.5	K9K 700	CLIO DCI	<b>9846840</b> 77 01 473 371 +82 00 071 111 Eng.→040519	<b>0046845</b> 82 00 071 111 77,5 Ø 0,6 mm Eng.→040519 <b>PLANNED</b>	MLS			<b>1546824</b> 82 00 117 388			<b>0346810</b> 82 00 414 346	<b>1046822</b> 77 00 103 687 Eng.→040329	<b>9042607</b> 77 00 109 840 (8x) <b>1642657</b> 8x 77 00 109 840 6x8,5/10x12	<b>8446828</b> 77 01 475 009 35x47x7 A SL RD NBR PTFE <b>8422009</b> 77 01 473 544 80x100x9 A LD PTFE ACM <b>8046812</b> 77 01 471 376 28x42x5 A SL RD FPM						
D	K9K 702	KANGOO DCI	 <b>9846873</b> 77 01 476 729 +82 00 351 353 Eng.040520→   <b>9546809</b> Eng.→040329   <b>9546810</b> Eng.040330→  	77,5 Ø 0,6 mm Eng.→040519 <b>PLANNED</b>	MLS															
I	K9K 710	THALIA			77,5 Ø 0,9 mm Eng.→040519	MLS														
E	K9K 722	THALIA DCI			<b>0046870</b> 82 00 351 353 77,5 Ø 0,7 mm Eng.040520→	MLS														
S	42-60 kW	06/01→			<b>0046869</b> 77,5 Ø 0,9 mm Eng.040520→	MLS														
L	(57-82 PS)																			

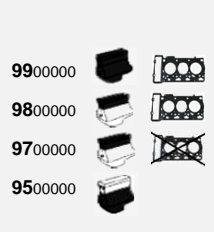






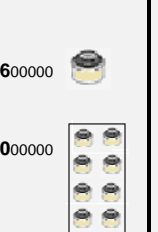


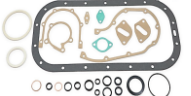








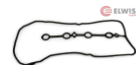
RENAULT 			 9900000							 1600000  9000000	 A B AB SL RD LD WD
CC	ENGINE	MODEL / YEAR									
1.5 D I E S E L	K9K 706 K9K 740 K9K 750 K9K 752 K9K 790  47-65 kW (64-88 PS)	CLIO DCI MODUS DCI THALIA DCI TWINGO DCI 09/04→	<b>9846873</b> 77 01 476 729 +82 00 351 353  <b>9746824</b> 77 01 475 763  <b>9546810</b> 	<b>0046870</b> 82 00 351 353 77,5 Ø      MLS 0,7 mm <b>0046869</b> 77,5 Ø      MLS 0,9 mm 	<b>1546824</b> 82 00 117 388 	<b>0346810</b> 82 00 414 346 	<b>1046820</b> 77 00 273 486 	<b>9042607</b> 77 00 109 840 (8x) <b>1642657</b> 8x 77 00 109 840 6x8,5/10x12	<b>8446828</b> 77 01 475 009 35x47x7 A SL RD NBR PTFE <b>8422009</b> 77 01 473 544 80x100x9 A LD PTFE ACM <b>8046812</b> 77 01 471 376 28x42x5 A SL RD FPM		
1.5 D I E S E L	K9K 712 K9K 728  74-76 kW (100-103 PS)	CLIO DCI GRAND SCÉNIC DCI MEGANE DCI SCÉNIC DCI 10/03→	<b>9846873</b> 77 01 476 729 +82 00 351 353 Eng.040110→  <b>9546802</b> Eng.040110→ 	<b>0046870</b> 82 00 351 353 77,5 Ø      MLS 0,7 mm <b>0046869</b> 77,5 Ø      MLS 0,9 mm 	<b>1546824</b> 82 00 117 388 	<b>0346810</b> 82 00 414 346 	<b>1046810</b> 82 00 379 654 Eng.040110→ 	<b>9042607</b> 77 00 109 840 (8x) <b>1642657</b> 8x 77 00 109 840 6x8,5/10x12	<b>8446828</b> 77 01 475 009 35x47x7 A SL RD NBR PTFE <b>8422009</b> 77 01 473 544 80x100x9 A LD PTFE ACM <b>8046812</b> 77 01 471 376 28x42x5 A SL RD FPM		

RENAULT											
CC	ENGINE	MODEL / YEAR									
1.5	K9K 714 K9K 718 K9K 724 K9K 729 K9K 760 K9K 762 K9K 766 K9K 768 K9K 772 K9K 792 K9K 800 K9K 802	CLIO CLIO DCI CLIO Grandtour DCI KANGOO KANGOO DCI LOGAN DCI MEGANE DCI MODUS DCI SCÉNIC DCI THALIA THALIA DCI TWINGO DCI	<b>9846873</b> 77 01 476 729 +82 00 351 353 	<b>0046870</b> 82 00 351 353 77,5 Ø      MLS 0,7 mm <b>0046869</b> 77,5 Ø      MLS 0,9 mm 		<b>1546824</b> 82 00 117 388 		<b>0346810</b> 82 00 414 346 	<b>1046810</b> 82 00 379 654 	<b>9042607</b> 77 00 109 840 (8x) <b>1642657</b> 8x 77 00 109 840 6x8,5/10x12 	<b>8446828</b> 77 01 475 009 35x47x7 A SL RD NBR PTFE <b>8422009</b> 77 01 473 544 80x100x9 A LD PTFE ACM <b>8046812</b> 77 01 471 376 28x42x5 A SL RD FPM
1.5	K9K 716  45-60 kW (61-82 PS)	CLIO DCI KANGOO DCI	<b>9846873</b> 77 01 476 729 +82 00 351 353 	<b>0046870</b> 82 00 351 353 77,5 Ø      MLS 0,7 mm <b>0046869</b> 77,5 Ø      MLS 0,9 mm 		<b>1546824</b> 82 00 117 388 		<b>0346810</b> 82 00 414 346 	<b>1046822</b> 77 00 103 687 Eng.→040329 	<b>9042607</b> 77 00 109 840 (8x) <b>1642657</b> 8x 77 00 109 840 6x8,5/10x12 	<b>8446828</b> 77 01 475 009 35x47x7 A SL RD NBR PTFE <b>8422009</b> 77 01 473 544 80x100x9 A LD PTFE ACM <b>8046812</b> 77 01 471 376 28x42x5 A SL RD FPM
		02/03→	<b>9746824</b> 77 01 475 763 								
		50-76 kW (68-103 PS)	<b>9546802</b> 								
		11/03→	<b>9546809</b> Eng.→040329 						<b>1046820</b> 77 00 273 486 Eng.040330→ 		
			<b>9546810</b> Eng.040330→ 								


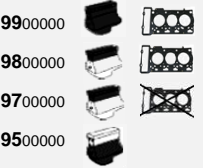






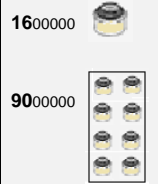







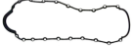











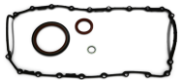







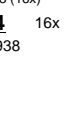
RENAULT																				
CC	ENGINE	MODEL / YEAR																		
1.5	K9K 722	MEGANE DCI	<p><b>9846840</b> 77 01 473 371 +82 00 071 111 Eng.→040519</p>  <p><b>9846873</b> 77 01 476 729 +82 00 351 353</p>  <p><b>9546809</b> Eng.→040716</p>  <p><b>9546810</b> Eng.040717→</p> 		<p><b>0046845</b> 82 00 071 111 77,5 Ø      MLS 0,6 mm Eng.→040519 <b>PLANNED</b> 77,5 Ø      MLS 0,9 mm Eng.→040519</p>  <p><b>0046870</b> 82 00 351 353 77,5 Ø      MLS 0,7 mm Eng.040520→</p> <p><b>0046869</b> 77,5 Ø      MLS 0,9 mm Eng.040520→</p> 		<p><b>1546824</b> 82 00 117 388</p> 		<p><b>0346810</b> 82 00 414 346</p> 		<p><b>1046822</b> 77 00 103 687 Eng.→040716</p>  <p><b>1046820</b> 77 00 273 486 Eng.040717→</p> 		<p><b>9042607</b> 77 00 109 840 (8x) <b>1642657</b> 8x 77 00 109 840 6x8,5/10x12</p> 		<p><b>8446828</b> 77 01 475 009 35x47x7 A SL RD NBR PTFE <b>8422009</b> 77 01 473 544 80x100x9 A LD PTFE ACM <b>8046812</b> 77 01 471 376 28x42x5 A SL RD FPM</p>					

RENAULT											
CC	ENGINE	MODEL / YEAR									
1.5 D I E S E L	K9K 732 K9K 734 K9K 764 K9K 804 K9K 806 K9K 832  76-80 kW (103-110 PS)	CLIO DCI FLUENCE DCI GRAND SCÉNIC DCI KANGOO DCI MEGANE DCI MODUS DCI SCÉNIC DCI  05/05→	<b>9846802</b> 77 01 477 501 +82 00 351 353    <b>9546802</b> 	<b>0046870</b> 82 00 351 353 77,5 Ø      MLS 0,7 mm  <b>0046869</b> 77,5 Ø      MLS 0,9 mm  		<b>1546825</b> 77 01 066 400  		<b>0346810</b> 82 00 414 346  	<b>1046810</b> 82 00 379 654  	<b>9042607</b> 82 00 109 840 (8x) <b>1642657</b> 8x 77 00 109 840 6x8,5/10x12	<b>8446828</b> 77 01 475 009 35x47x7 A SL RD NBR PTFE <b>8422009</b> 77 01 473 544 80x100x9 A LD PTFE ACM <b>8046812</b> 77 01 471 376 28x42x5 A SL RD FPM
1.5 D I E S E L	K9K 770  55-65 kW (75-88 PS)	CLIO DCI CLIO Grandtour DCI MODUS DCI  08/10→	<b>9746803</b> 77 01 479 013    <b>9546870</b> 	<b>0046802</b> 11 04 470 55R 77,5 Ø      MLS 0,8 mm  		<b>1546826</b> 77 01 070 607  		<b>0346810</b> 82 00 414 346  	<b>1046810</b> 82 00 379 654  	<b>9042629</b> 82 00 496 321 (8x) <b>1642601</b> 8x 82 00 496 321 6x9/11,5x9,5	<b>8446828</b> 77 01 475 009 35x47x7 A SL RD NBR PTFE <b>8422009</b> 77 01 473 544 80x100x9 A LD PTFE ACM <b>8046812</b> 77 01 471 376 28x42x5 A SL RD FPM
1.5 D I E S E L	K9K 780  81 kW (110 PS)	LAGUNA DCI  10/07→	<b>9846802</b> 77 01 477 501    <b>9546802</b> 	<b>0046870</b> 82 00 351 353 77,5 Ø      MLS 0,7 mm  <b>0046869</b> 77,5 Ø      MLS 0,9 mm  		<b>1546825</b> 77 01 066 400  		<b>0346810</b> 82 00 414 346  	<b>1046810</b> 82 00 379 654  	<b>9042607</b> 77 00 109 840 (8x) <b>1642657</b> 8x 77 00 109 840 6x8,5/10x12	<b>8446828</b> 77 01 475 009 35x47x7 A SL RD NBR PTFE <b>8422009</b> 77 01 473 544 80x100x9 A LD PTFE ACM <b>8446826</b> 77 01 474 149 28x42x6 A SL RD







































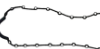








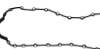
RENAULT 			9900000  9800000  9700000  9500000 							1600000  9000000 	A  RD B   LD AB   LD SL   LD   WD
CC	ENGINE	MODEL / YEAR									
1.5	K9K 796 K9K 830  63 kW (86 PS)	LOGAN DCI MEGANE DCI SCÉNIC DCI  02/08→	<b>9846873</b> 77 01 476 729 +82 00 351 353 	<b>0046870</b> 82 00 351 353 77,5 Ø           MLS 0,7 mm <b>0046869</b> 77,5 Ø           MLS 0,9 mm 		<b>1546824</b> 82 00 117 388 		<b>0346810</b> 82 00 414 346 	<b>1046810</b> 82 00 379 654 	<b>9042629</b> 82 00 496 321 (8x) <b>1642601</b> 8x 82 00 496 321 6x9/11,5x9,5	<b>8446828</b> 77 01 475 009 35x47x7 A SL RD NBR PTFE <b>8422009</b> 77 01 473 544 80x100x9 A LD PTFE ACM <b>8446826</b> 77 01 474 149 28x42x6 A SL RD
			<b>9746824</b> 77 01 475 763 								
			<b>9546802</b> 								

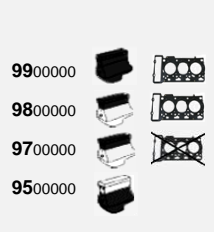































RENAULT																				
CC	ENGINE	MODEL / YEAR																		
1.6	F8M 700 F8M 720 F8M 730 F8M 736 F8M 760	RAPID D SUPER 5 SUPER 5 D 11 D 9 D	<b>9755534*</b> 77 01 462 816    <b>9555533</b> 77 01 462 817  	<b>On demand</b> 77 00 741 186 79 Ø 1,7 mm 1U →03/88  <b>On demand</b> 77 00 745 716 79 Ø 1,6 mm 2U →03/88  <b>On demand</b> 77 00 745 717 79 Ø 1,8 mm 3U →03/88  <b>On demand</b> 77 00 745 722 79 Ø 1,6 mm 2U 04/88→  <b>On demand</b> 77 00 739 970 79 Ø 1,7 mm 1U 04/88→  <b>On demand</b> 77 00 745 723 79 Ø 1,8 mm 3U 04/88→  	<b>6155531</b> 77 00 318 380  	<b>1555580</b> 77 00 719 666  	<b>0255504</b> 77 00 103 849  	<b>0255504</b> 77 00 103 849  	<b>1920070</b>    <b>1055580</b> 77 00 859 751  	<b>9056005</b> 77 00 737 124 (8x) <b>1656040</b> 8x 77 00 737 124 8x11/14x10  	<b>On demand</b> 77 00 719 274 50x68x10 A RD MVQ <b>8144211</b> 77 00 695 940 85x105x8 A SL LD MVQ									
1.6	H4M 430 H4M 438 H4M 730 H4M 738 H4M 748 H4M 749 H4M 750 H4M 751	KAPTUR (H5_) 1.6 LOGAN/STEPWAY II MEGANE IV Grandtour SANDERO/STEPWAY II					<b>1546806</b> 13 27 01K TOA  													
	83-84 kW (113-115 PS)	06/15→																		
















































































RENAULT 											
CC	ENGINE	MODEL / YEAR									
1.6	K4M 616  75 kW (102 PS)	DUSTER  02/12→	<b>9846845</b> 77 01 471 886  <b>9546804</b>	<b>0046839</b> 77 00 112 739 80,5 Ø MLS 			<b>0246817</b> 77 00 107 090  <b>0246862</b> 4x 82 00 052 312  <b>0246863</b> 82 00 052 311 	<b>0346845</b> 82 00 365 915 	<b>1046820</b> 77 00 273 486 	<b>1646814</b> 16x 77 00 103 938 5,5x11/17x28 	<b>8455539</b> 77 01 043 299 35x47x5,6 A SL RD FPM <b>8146801</b> 77 00 859 692 80x100x8 A SL LD FPM <b>8446826</b> 77 01 474 149 28x42x6 A SL RD
1.6	K4M 690 K4M 788  77 kW (105 PS)	GRAND SCÉNIC LOGAN MEGANE SCÉNIC  06/05→	<b>9846845</b> 77 01 471 886  <b>9546804</b>	<b>0046839</b> 77 00 112 739 80,5 Ø MLS 	<b>1920070</b> 	<b>0246817</b> 77 00 107 090  <b>0246810</b> 4x 82 00 275 057  <b>0246863</b> 82 00 052 311 	<b>0346845</b> 82 00 365 915 	<b>1046820</b> 77 00 273 486 	<b>9046814</b> 77 00 103 938 (16x) <b>1646814</b> 16x 77 00 103 938 5,5x11/17x28 	<b>8446815</b> 77 00 273 776 35x47x7 A RD MVQ <b>8146801</b> 77 00 859 692 80x100x8 A SL LD FPM <b>8046812</b> 77 01 471 376 28x42x5 A SL RD FPM	
1.6	K4M 700 K4M 701 K4M 704 K4M 706 K4M 708 K4M 709 K4M 711 / 2 K4M 720 K4M 724 K4M 730 / 2 K4M 734 / 6 K4M 740 / 2 / 3 K4M 748 K4M 762 K4M 768  58-86 kW (79-117 PS)	CLIO Hi-Flex CLIO 16V LAGUNA 16V MEGANE MEGANE Grandtour 16V MEGANE 16V SCÉNIC SCÉNIC 16V THALIA DCI THALIA 16V  11/97→	<b>9846845</b> 77 01 471 886  <b>9546816</b> 	<b>0046839</b> 77 00 112 739 80,5 Ø MLS 	<b>1920070</b> 	<b>0246817</b> 77 00 107 090  <b>0246810</b> 4x 82 00 275 057  <b>0246863</b> 82 00 052 311 	<b>PLANNED</b> 77 00 107 181 	<b>1046822</b> 77 00 103 687 	<b>9046814</b> 77 00 103 938 (16x) <b>1646814</b> 16x 77 00 103 938 5,5x11/17x28 	<b>8446815</b> 77 00 273 776 35x47x7 A RD MVQ <b>8146801</b> 77 00 859 692 80x100x8 A SL LD FPM <b>8046812</b> 77 01 471 376 28x42x5 A SL RD FPM	













































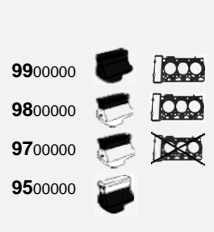







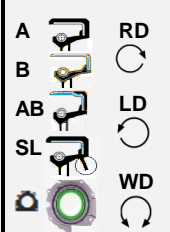

















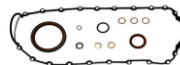





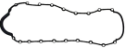
RENAULT 			<p>9900000 </p> <p>9800000 </p> <p>9700000 </p> <p>9500000 </p>							<p>1600000 </p> <p>9000000 </p>	<p>A </p> <p>B </p> <p>AB </p> <p>SL </p> <p></p> <p>RD </p> <p>LD </p> <p>WD </p>
CC	ENGINE	MODEL / YEAR									
1.6	K4M 710 K4M 714 K4M 744 K4M 745 K4M 746 K4M 750 K4M 752 K4M 753 K4M 764  70-85 kW (95-116 PS)	CLIO 16V KANGOO 16V LAGUNA 16V  09/98→	<p><b>9846845</b> 77 01 471 886</p>  <p><b>9546816</b> -&gt; 09/2003</p>  <p><b>9546804</b> 09/2003 -&gt;</p>	<p><b>0046839</b> 77 00 112 739 80,5 Ø MLS</p> 	1920070 	<p><b>0246817</b> 77 00 107 090</p>  <p><b>0246810</b> 4x 82 00 275 057</p>  <p><b>0246863</b> 82 00 052 311</p> 	PLANNED 77 00 107 181 	<p><b>1046822</b> 77 00 103 687 Eng.→030928</p>  <p><b>1046820</b> 77 00 273 486 Eng.030929→</p> 	<p><b>9046814</b> 77 00 103 938 (16x) <b>1646814</b> 16x 77 00 103 938 5,5x11/17x28</p>	<p><b>8446815</b> 77 00 273 776 35x47x7 A RD MVQ <b>8146801</b> 77 00 859 692 80x100x8 A SL LD FPM <b>8046812</b> 77 01 471 376 28x42x5 A SL RD FPM</p>	
1.6	K4M 716  82 kW (112 PS)	LAGUNA 16V  02/05→	<p><b>9846801</b> 77 01 474 372 +82 00 275 057 (4x)</p>  <p><b>9546804</b></p>	<p><b>0046839</b> 77 00 112 739 80,5 Ø MLS</p> 	1920070 	<p><b>0246817</b> 77 00 107 090</p>  <p><b>0246810</b> 4x 82 00 275 057</p>  <p><b>0246863</b> 82 00 052 311</p> 	PLANNED 77 00 107 181 	<p><b>1046820</b> 77 00 273 486</p> 	<p><b>9046814</b> 77 00 103 938 (16x) <b>1646814</b> 16x 77 00 103 938 5,5x11/17x28</p>	<p><b>8446815</b> 77 00 273 776 35x47x7 A RD MVQ <b>8146801</b> 77 00 859 692 80x100x8 A SL LD FPM <b>8446826</b> 77 01 474 149 28x42x6 A SL RD <b>8446827</b> 77 01 474 363 33x42x6 A SL RD PTFE ACM</p>	
1.6	K4M 718 K4M 754  76-98 kW (103-133 PS)		<p><b>9846845</b> 77 01 471 886</p>  <p><b>9546816</b> -&gt; 09/2003</p>  <p><b>9546804</b> 09/2003 -&gt;</p>	<p><b>0046839</b> 77 00 112 739 80,5 Ø MLS</p> 	1920070 	<p><b>0246817</b> 77 00 107 090</p>  <p><b>0246810</b> 4x 82 00 275 057</p>  <p><b>0246863</b> 82 00 052 311</p> 	PLANNED 77 00 107 181 	<p><b>1046820</b> 77 00 273 486</p> 	<p><b>9046814</b> 77 00 103 938 (16x) <b>1646814</b> 16x 77 00 103 938 5,5x11/17x28</p>	<p><b>8446815</b> 77 00 273 776 35x47x7 A RD MVQ <b>8146801</b> 77 00 859 692 80x100x8 A SL LD FPM <b>8046812</b> 77 01 471 376 28x42x5 A SL RD FPM</p>	

RENAULT											
CC	ENGINE	MODEL / YEAR									
1.6	K4M 760  82-83 kW (112-113 PS)	MEGANE MEGANE 16V  11/02→	<b>9846801</b> 77 01 474 372 +82 00 275 057 (4x)  <b>9546816</b> -> 09/2003  <b>9546804</b> 09/2003 -> 	<b>0046839</b> 77 00 112 739 80,5 Ø MLS 		<b>1920070</b> 	<b>0246817</b> 77 00 107 090  <b>0246810</b> 4x 82 00 275 057  <b>0246863</b> 82 00 052 311 	<b>PLANNED</b> 77 00 107 181 	<b>1046822</b> 77 00 103 687 	<b>9046814</b> 77 00 103 938 (16x) <b>1646814</b> 16x 77 00 103 938 5,5x11/17x28 	<b>8446815</b> 77 00 273 776 35x47x7 A RD MVQ <b>8146801</b> 77 00 859 692 80x100x8 A SL LD FPM <b>8446826</b> 77 01 474 149 28x42x6 A SL RD <b>8446827</b> 77 01 474 363 33x42x6 A SL RD PTFE ACM
1.6	K4M 761 K4M 782 K4M 858 K4M 862 K4M 866  81-94 kW (109-128 PS)	CLIO 16V GRAND SCÉNIC GRAND SCÉNIC 16V MEGANE MEGANE 16V SCÉNIC SCÉNIC 16V  06/03→	<b>9846801</b> 77 01 474 372 +82 00 275 057 (4x)  <b>9546816</b> -> 09/2003  <b>9546804</b> 09/2003 -> 	<b>0046839</b> 77 00 112 739 80,5 Ø MLS 		<b>1920070</b> 	<b>0246817</b> 77 00 107 090  <b>0246810</b> 4x 82 00 275 057  <b>0246863</b> 82 00 052 311 	<b>PLANNED</b> 77 00 107 181 	<b>1046822</b> 77 00 103 687 Eng.→030928  <b>1046820</b> 77 00 273 486 Eng.030929→ 	<b>9046814</b> 77 00 103 938 (16x) <b>1646814</b> 16x 77 00 103 938 5,5x11/17x28 	<b>8446815</b> 77 00 273 776 35x47x7 A RD MVQ <b>8146801</b> 77 00 859 692 80x100x8 A SL LD FPM <b>8446826</b> 77 01 474 149 28x42x6 A SL RD <b>8446827</b> 77 01 474 363 33x42x6 A SL RD PTFE ACM

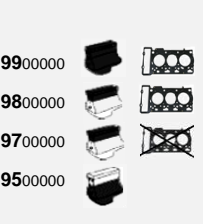






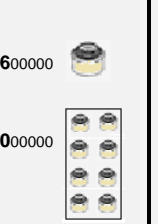








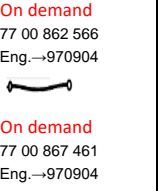










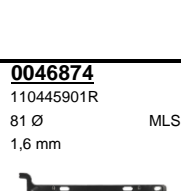


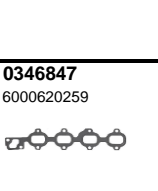
RENAULT 			<p>9900000 </p> <p>9800000 </p> <p>9700000 </p> <p>9500000 </p>							<p>1600000 </p> <p>9000000 </p>	<p>A </p> <p>B </p> <p>AB </p> <p>SL </p> <p></p> <p>RD </p> <p>LD </p> <p>WD </p>
CC	ENGINE	MODEL / YEAR									
1.6	<p>K4M 766</p> <p>K4M 791</p> <p>K4M 792</p> <p>K4M 794</p> <p>K4M 801</p> <p>K4M 854</p> <p>65-98 kW (88-133 PS)</p>	<p>CLIO 16V</p> <p>MODUS</p> <p>SCÉNIC 16V</p> <p>TWINGO</p> <p>WIND</p> <p>12/04→</p>	<p><b>9846801</b></p> <p>77 01 474 372</p> <p>+82 00 275 057 (4x)</p> <p></p> <p></p> <p>95 - On demand</p>	<p><b>0046839</b></p> <p>77 00 112 739</p> <p>80,5 Ø MLS</p> <p></p>		<p>1920070</p> <p></p>	<p><b>0246817</b></p> <p>77 00 107 090</p> <p></p> <p><b>0246810</b> 4x</p> <p>82 00 275 057</p> <p></p> <p><b>0246863</b></p> <p>82 00 052 311</p> <p></p>	<p><b>0346845</b></p> <p>82 00 365 915</p> <p></p>	<p><b>1046810</b></p> <p>82 00 379 654</p> <p></p>	<p><b>9046814</b></p> <p>77 00 103 938 (16x)</p> <p><b>1646814</b> 16x</p> <p>77 00 103 938</p> <p>5,5x11/17x28</p>	<p><b>8446815</b></p> <p>77 00 273 776</p> <p>35x47x7</p> <p>A RD MVQ</p> <p><b>8146801</b></p> <p>77 00 859 692</p> <p>80x100x8</p> <p>A SL LD FPM</p> <p><b>8446826</b></p> <p>77 01 474 149</p> <p>28x42x6</p> <p>A SL RD</p> <p><b>8446827</b></p> <p>77 01 474 363</p> <p>33x42x6</p> <p>A SL RD PTFE ACM</p>
1.6	<p>K4M 790</p> <p>K4M 800</p> <p>82 kW (112 PS)</p>	<p>CLIO 16V</p> <p>MODUS</p> <p>12/04→</p>	<p><b>9846801</b></p> <p>77 01 474 372</p> <p>+82 00 275 057 (4x)</p> <p></p> <p></p> <p>95 - On demand</p>	<p><b>0046839</b></p> <p>77 00 112 739</p> <p>80,5 Ø MLS</p> <p></p>		<p>1920070</p> <p></p>	<p><b>0246817</b></p> <p>77 00 107 090</p> <p></p> <p><b>0246810</b> 4x</p> <p>82 00 275 057</p> <p></p> <p><b>0246863</b></p> <p>82 00 052 311</p> <p></p>	<p><b>PLANNED</b></p> <p>77 00 107 181</p> <p>Eng.→050501</p> <p></p> <p><b>0346845</b></p> <p>82 00 365 915</p> <p>Eng.050502→</p> <p></p>	<p><b>1046810</b></p> <p>82 00 379 654</p> <p></p>	<p><b>9046814</b></p> <p>77 00 103 938 (16x)</p> <p><b>1646814</b> 16x</p> <p>77 00 103 938</p> <p>5,5x11/17x28</p>	<p><b>8446815</b></p> <p>77 00 273 776</p> <p>35x47x7</p> <p>A RD MVQ</p> <p><b>8146801</b></p> <p>77 00 859 692</p> <p>80x100x8</p> <p>A SL LD FPM</p> <p><b>8446826</b></p> <p>77 01 474 149</p> <p>28x42x6</p> <p>A SL RD</p> <p><b>8446827</b></p> <p>77 01 474 363</p> <p>33x42x6</p> <p>A SL RD PTFE ACM</p>
























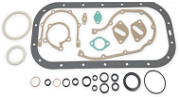












RENAULT 			<p>9900000 </p> <p>9800000 </p> <p>9700000 </p> <p>9500000 </p>							<p>1600000 </p> <p>9000000 </p>	<p>A </p> <p>B </p> <p>AB </p> <p>SL </p> <p></p> <p>RD </p> <p>LD </p> <p>WD </p>
CC	ENGINE	MODEL / YEAR									
1.6	K4M 804  65 kW (88 PS)	CLIO 16V  06/05→	<p><b>9846801</b> 77 01 474 372 +82 00 275 057 (4x)</p> 	<p><b>0046839</b> 77 00 112 739 80,5 Ø MLS</p> 		<p><b>0246817</b> 77 00 107 090</p>  <p><b>0246810</b> 4x 82 00 275 057</p>  <p><b>0246863</b> 82 00 052 311</p> 	<p><b>PLANNED</b> 77 00 107 181</p> 	<p><b>1046810</b> 82 00 379 654</p> 	<p><b>9046814</b> 77 00 103 938 (16x) <b>1646814</b> 16x 77 00 103 938 5,5x11/17x28</p>	<p><b>8446815</b> 77 00 273 776 35x47x7 A RD MVQ <b>8146801</b> 77 00 859 692 80x100x8 A SL LD FPM <b>8446826</b> 77 01 474 149 28x42x6 A SL RD <b>8446827</b> 77 01 474 363 33x42x6 A SL RD PTFE ACM</p>	
1.6	K4M 812 K4M 813  82 kW (112 PS)	MEGANE 16V SCÉNIC 16V  10/05→	<p><b>9846801</b> 77 01 474 372 +82 00 275 057 (4x)</p>  <p><b>9546804</b></p>	<p><b>0046839</b> 77 00 112 739 80,5 Ø MLS</p> 		<p><b>0246817</b> 77 00 107 090</p>  <p><b>0246810</b> 4x 82 00 275 057</p>  <p><b>0246863</b> 82 00 052 311</p> 	<p><b>0346845</b> 82 00 365 915</p> 	<p><b>1046820</b> 77 00 273 486</p> 	<p><b>9046814</b> 77 00 103 938 (16x) <b>1646814</b> 16x 77 00 103 938 5,5x11/17x28</p>	<p><b>8446815</b> 77 00 273 776 35x47x7 A RD MVQ <b>8146801</b> 77 00 859 692 80x100x8 A SL LD FPM <b>8446826</b> 77 01 474 149 28x42x6 A SL RD <b>8446827</b> 77 01 474 363 33x42x6 A SL RD PTFE ACM</p>	

RENAULT 			9900000  9800000  9700000  9500000 							1600000  9000000 	A  RD B  LD AB  LD SL  WD  WD
CC	ENGINE	MODEL / YEAR									
1.6	K4M 830  78 kW (106 PS)	KANGOO KANGOO 16V  02/08→	<b>9846845</b> 77 01 471 886  <b>9546804</b>	<b>0046839</b> 77 00 112 739 80,5 Ø MLS 		<b>1920070</b> 	<b>0246817</b> 77 00 107 090  <b>0246862</b> 4x 82 00 052 312  <b>0246863</b> 82 00 052 311 	<b>0346845</b> 82 00 365 915 	<b>1046820</b> 77 00 273 486 	<b>9046814</b> 77 00 103 938 (16x) <b>1646814</b> 16x 77 00 103 938 5,5x11/17x28	<b>8446815</b> 77 00 273 776 35x47x7 A RD MVQ <b>8146801</b> 77 00 859 692 80x100x8 A SL LD FPM <b>8446826</b> 77 01 474 149 28x42x6 A SL RD <b>8446827</b> 77 01 474 363 33x42x6 A SL RD PTFE ACM
1.6	K4M 831 K4M 834 K4M 850  60-78 kW (82-106 PS)	KANGOO 16V  06/05→	<b>9846845</b> 77 01 471 886  <b>9546804</b>	<b>0046839</b> 77 00 112 739 80,5 Ø MLS 		<b>1920070</b> 	<b>0246817</b> 77 00 107 090  <b>0246862</b> 4x 82 00 052 312  <b>0246863</b> 82 00 052 311 	<b>0346845</b> 82 00 365 915 	<b>1046820</b> 77 00 273 486 	<b>9046814</b> 77 00 103 938 (16x) <b>1646814</b> 16x 77 00 103 938 5,5x11/17x28	<b>8455539</b> 77 01 043 299 35x47x5,6 A SL RD FPM <b>8146801</b> 77 00 859 692 80x100x8 A SL LD FPM <b>8446826</b> 77 01 474 149 28x42x6 A SL RD
1.6	K4M 838 K4M 839  81-82 kW (110-111 PS)	FLUENCE 16V  02/10→	<b>9846801</b> 77 01 474 372 +82 00 275 057 (4x)  <b>9546804</b>	<b>0046839</b> 77 00 112 739 80,5 Ø MLS 		<b>1920070</b> 	<b>0246817</b> 77 00 107 090  <b>0246810</b> 4x 82 00 275 057  <b>0246863</b> 82 00 052 311 	<b>0346845</b> 82 00 365 915 	<b>1046820</b> 77 00 273 486 	<b>9046814</b> 77 00 103 938 (16x) <b>1646814</b> 16x 77 00 103 938 5,5x11/17x28	<b>8455539</b> 77 01 043 299 35x47x5,6 A SL RD FPM <b>8146801</b> 77 00 859 692 80x100x8 A SL LD FPM <b>8446826</b> 77 01 474 149 28x42x6 A SL RD

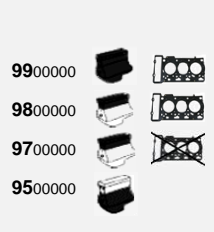






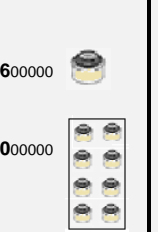















RENAULT											
CC	ENGINE	MODEL / YEAR									
1.6	K4M 848  74 kW (101 PS)	MEGANE MEGANE 16V  11/08→	<b>9846845</b> 77 01 471 886    <b>9546804</b>	<b>0046839</b> 77 00 112 739 80,5 Ø MLS  		<b>1920070</b>  	<b>0246817</b> 77 00 107 090    <b>0246810</b> 4x 82 00 275 057    <b>0246863</b> 82 00 052 311  	<b>0346845</b> 82 00 365 915  	<b>1046820</b> 77 00 273 486  	<b>9046814</b> 77 00 103 938 (16x) <b>1646814</b> 16x 77 00 103 938 5,5x11/17x28	<b>8446815</b> 77 00 273 776 35x47x7 A RD MVQ <b>8146801</b> 77 00 859 692 80x100x8 A SL LD FPM <b>8446826</b> 77 01 474 149 28x42x6 A SL RD <b>8446827</b> 77 01 474 363 33x42x6 A SL RD PTFE ACM
1.6	K4M 856  77 kW (105 PS)	MEGANE 16V  02/08-07/09	<b>9846845</b> 77 01 471 886    <b>9546804</b>	<b>0046839</b> 77 00 112 739 80,5 Ø MLS  		<b>1920070</b>  	<b>0246817</b> 77 00 107 090    <b>0246862</b> 4x 82 00 052 312    <b>0246863</b> 82 00 052 311  	<b>0346845</b> 82 00 365 915  	<b>1046822</b> 77 00 103 687  	<b>9046814</b> 77 00 103 938 (16x) <b>1646814</b> 16x 77 00 103 938 5,5x11/17x28	<b>8446815</b> 77 00 273 776 35x47x7 A RD MVQ <b>8146801</b> 77 00 859 692 80x100x8 A SL LD FPM <b>8446826</b> 77 01 474 149 28x42x6 A SL RD
1.6	K7M 690 K7M 718 K7M 732 K7M 750  62-77 kW 84-105 PS)	KANGOO SANDERO  02/08→	<b>9846804</b> 60 01 548 043 +77 01 471 932    <b>9546850</b>  	<b>0046850</b> 82 00 296 969 80,3 Ø MLS 0,3 mm  		<b>1546812</b> 77 01 471 719 Metal  	<b>9446830</b> 77 01 471 932    <b>0246830</b> 7701471932  	<b>0346812</b> 77 00 867 360  	<b>1046820</b> 77 00 273 486  	<b>9056003</b> 77 00 736 465 (8x) <b>1656010</b> 8x 77 00 736 465 7x10/13,5x10	<b>8446815</b> 77 00 273 776 35x47x7 A RD MVQ <b>8146801</b> 77 00 859 692 80x100x8 A SL LD FPM <b>8446811</b> 77 00 101 348 30x42x7 A SL RD FPM






























































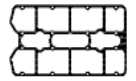
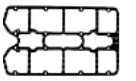



RENAULT											
CC	ENGINE	MODEL / YEAR									
1.6	K7M 702 K7M 703 K7M 710 K7M 720 K7M 746 K7M 790  55-75 kW (75-102 PS)	KANGOO LOGAN MEGANE MEGANE Grandtour MEGANE Scenic SANDERO THALIA  01/96→	<b>9846846</b> 77 01 468 710 +77 01 471 816  <b>95 - On demand</b> Eng.→970904  <b>9546850</b> Eng.970905→ 	<b>0046838</b> 77 00 866 683 80 Ø 1,2 mm 	<b>1546812</b> 77 01 471 719 Metal 	<b>PLANNED</b> 77 01 471 816   <b>0246816</b> 77 00 865 764 	<b>0346812</b> 77 00 867 360 	<b>On demand</b> 77 00 862 566 Eng.→970904   <b>On demand</b> 77 00 867 461 Eng.→970904   <b>1046820</b> 77 00 273 486 Eng.970905→ 	<b>9056003</b> 77 00 736 465 (8x) <b>1656010</b> 8x 77 00 736 465 7x10/13,5x10	<b>8446815</b> 77 00 273 776 35x47x7 A RD MVQ <b>8146801</b> 77 00 859 692 80x100x8 A SL LD FPM <b>8446811</b> 77 00 101 348 A SL RD FPM	
1.6	K7M 704 K7M 744 K7M 745  64-66 kW (87-90 PS)	CLIO  09/98→	<b>98 - PLANNED</b>   <b>9546850</b> 	<b>0046838</b> 77 00 866 683 80 Ø 1,2 mm 	<b>1546812</b> 77 01 471 719 Metal 	<b>On demand</b> 77 00 273 827 	<b>0346812</b> 77 00 867 360 	<b>1046820</b> 77 00 273 486 	<b>9056003</b> 77 00 736 465 (8x) <b>1656010</b> 8x 77 00 736 465 7x10/13,5x10	<b>8446815</b> 77 00 273 776 35x47x7 A RD MVQ <b>8146801</b> 77 00 859 692 80x100x8 A SL LD FPM <b>8446811</b> 77 00 101 348 30x42x7 A SL RD FPM	
1.6	M5M 400 M5M 401 M5M 450  147-162 kW (200-220 PS)	CLIO IV MEGANE IV 1.6 Tce  03/13→						<b>0346848</b> 14036-1KCOA 			
1.6	R9M 402 R9M 404 R9M 409 R9M 414  66-96 kW (95-130 PS)	ESPACE 1.6 Dci MEGANE III GrandTour SCENIC III GrandTour SCENIC IV GrandTour TRAFIC 1.6 dCI TRAFIC Bus 1.6 dCI TRAFIC Box 1.6 dCI  04/11→	<b>9846807</b> 10 10 179 85R 	<b>0046874</b> 110445901R 81 Ø 1,6 mm MLS 	<b>9146802</b> 118372226R 	<b>0246864</b> 14 03 529 61R 	<b>0346847</b> 6000620259 		<b>9042607</b> 036 109 675 (8x) <b>1642657</b> 8x 036 109 675 5x8,5/10x11		



































RENAULT 			9900000  9800000  9700000  9500000 		 		 	 		1600000  9000000   	A  RD B  LD AB  LD SL  WD  WD
CC	ENGINE	MODEL / YEAR									
1.7	F1N 720 F1N 722 F1N 724  50 kW (68 PS)	TRAFIC  06/86-08/94	<b>97 - On demand</b> 77 01 463 110  <b>9846813</b> 77 01 466 406  <b>9555533</b> 77 01 462 817  	<b>0046835</b> 77 00 713 860 82 Ø 1,3 mm  		<b>1555580</b> 77 00 719 666  	<b>0155580</b> 77 00 725 397  	<b>0155580</b> 77 00 725 397  	1920070  	<b>9056005</b> 77 00 737 124 (8x) <b>1656040</b> 8x 77 00 737 124 8x11/14x10	<b>On demand</b> 77 00 719 274 50x68x10 A RD MVQ <b>8144211</b> 77 00 695 940 85x105x8 A SL LD MVQ <b>8446820</b> 77 03 087 192 25x42x7 A SL RD FPM <b>8455579</b> 77 00 718 598 22x45x7 A SL LD MVQ
1.7	F2N 700 F2N 70 F2N 708 F2N 710 / 1 / 2 F2N 716 F2N 720 / 1 / 2 F2N 724 F2N 726 / 7 / 8 F2N 730 / 2 F2N 740 / 2 F2N 750 / 2 F2N 753 / 4 F2N 758 F2N 770 F2N 783 F2N 786 F2N 796 F2N 797 F2N 798  54-69 kW (73-94 PS)	CLIO SUPER 5 11 19 21 5 9  10/83→	<b>97 - On demand</b> 77 01 463 110  <b>9846813</b> 77 01 466 406  <b>9555533</b> 77 01 462 817  	<b>0046835</b> 77 00 713 860 82 Ø 1,3 mm  		<b>1555580</b> 77 00 719 666  	<b>0155580</b> 77 00 725 397  	<b>0155580</b> 77 00 725 397  	1920070    <b>1055580</b> 77 00 859 751  	<b>9056005</b> 77 00 737 124 (8x) <b>1656040</b> 8x 77 00 737 124 8x11/14x10	<b>On demand</b> 77 00 719 274 50x68x10 A RD MVQ <b>8144211</b> 77 00 695 940 85x105x8 A SL LD MVQ <b>8446820</b> 77 03 087 192 25x42x7 A SL RD FPM <b>8455579</b> 77 00 718 598 22x45x7 A SL LD MVQ

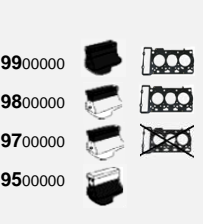































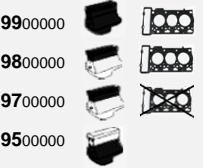






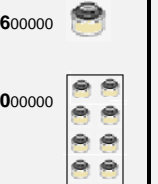









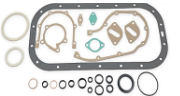





RENAULT											
CC	ENGINE	MODEL / YEAR									
1.7	F3N 702 F3N 708 F3N 716 F3N 717 F3N 718 F3N 722 F3N 723 F3N 726 F3N 740 F3N 741 F3N 742 F3N 743 F3N 746  54-79 kW (73-107 PS)	SUPER 5  11 19 21 9  10/84-12/95	<b>9846813</b> 77 01 466 406  <b>9555533</b> 77 01 462 817  	<b>0046835</b> 77 00 713 860 82 Ø 1,3 mm  		<b>1555580</b> 77 00 719 666  	<b>0155580</b> 77 00 725 397  	<b>0155580</b> 77 00 725 397  	<b>1920070</b>  	<b>9056005</b> 77 00 737 124 (8x) <b>1656040</b> 8x 77 00 737 124 8x11/14x10	On demand 77 00 719 274 50x68x10 A RD MVQ <b>8144211</b> 77 00 695 940 85x105x8 A SL LD MVQ <b>8446820</b> 77 03 087 192 25x42x7 A SL RD FPM <b>8455579</b> 77 00 718 598 22x45x7 A SL LD MVQ
1.8	F3P 670 F3P 676 F3P 678 F3P 682 F3P 700 F3P 704 F3P 705 F3P 706 F3P 707 F3P 708 F3P 710 F3P 712 F3P 714 F3P 720 F3P 724 F3P 754 F3P 755 F3P 758 F3P 760 F3P 764 F3P 765  65-81 kW (88-110 PS)	CLIO CLIO Rsi LAGUNA 19  08/90-03/01	<b>9846848</b> 77 01 467 058    <b>9555533</b> 77 01 462 817  	<b>0055581</b> 77 00 859 273 83,2 Ø 1 mm  		<b>1555580</b> 77 00 719 666  	<b>0155585</b> 77 00 854 539    <b>0246818</b>  	<b>0155585</b> 77 00 854 539  	<b>1055580</b> 77 00 859 751  	<b>9056005</b> 77 00 737 124 (8x) <b>1656040</b> 8x 77 00 737 124 8x11/14x10	On demand 77 00 719 274 50x68x10 A RD MVQ <b>8144211</b> 77 00 695 940 85x105x8 A SL LD MVQ <b>8446820</b> 77 03 087 192 25x42x7 A SL RD FPM <b>8455579</b> 77 00 718 598 22x45x7 A SL LD MVQ


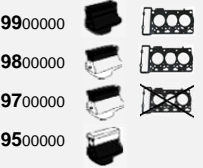





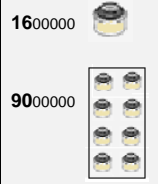







RENAULT 			9900000  9800000  9700000  9500000 							1600000  9000000 	A  RD B  LD AB  LD SL  WD  WD
CC	ENGINE	MODEL / YEAR									
1.8	F3P 674  69 kW (94 PS)	LAGUNA  06/95-02/01	<b>9846848</b> 77 01 467 058   <b>9546808*</b> 77 01 470 176 +77 00 114 424	<b>0055581</b> 77 00 859 273 83,2 Ø 1 mm 		<b>1555580</b> 77 00 719 666 	<b>0155585</b> 77 00 854 539 	<b>0155585</b> 77 00 854 539 	<b>1046818</b> 82 00 282 199 	<b>9056005</b> 77 00 737 124 (8x) <b>1656040</b> 8x 77 00 737 124 8x11/14x10	<b>PLANNED</b> 77 00 103 245 42x54x6 A SL RD ACM FPM <b>8446829*</b> 77 03 087 224 85x105x11 A SL LD FPM <b>8446820</b> 77 03 087 192 25x42x7 A SL RD FPM <b>8455579</b> 77 00 718 598 22x45x7 A SL LD MVQ
1.8	F4P 720 F4P 722 F4P 760 F4P 771 F4P 773 F4P 775  85-88 kW (115-120 PS)	LAGUNA 16V MEGANE Grandtour 16V MEGANE 16V SCÉNIC SCÉNIC 16V  04/98→	<b>9846806</b> 77 01 471 278   <b>9546808*</b> 77 01 470 176 +77 00 114 424	<b>0046840</b> 77 00 108 254 84 Ø 0,65 mm MLS 		<b>1920070</b> 	<b>0246860</b> 77 00 109 906 	<b>On demand</b> 77 00 105 843 	<b>1046818</b> 82 00 282 199 	<b>9046814</b> 77 00 103 938 (16x) <b>1646814</b> 16x 77 00 103 938 5,5x11/17x28	<b>PLANNED</b> 77 00 103 245 42x54x6 A SL RD ACM FPM <b>8446829*</b> 77 03 087 224 85x105x11 A SL LD FPM <b>8046806</b> 77 01 108 679 28x47x5,5 A SL RD FPM
































RENAULT 			<p>9900000 </p> <p>9800000 </p> <p>9700000 </p> <p>9500000 </p>							<p>1600000 </p> <p>9000000 </p>	<p>A </p> <p>B </p> <p>AB </p> <p>SL </p> <p></p> <p>RD </p> <p>LD </p> <p>WD </p>
CC	ENGINE	MODEL / YEAR									
1.8	F4P 770 F4P 772 F4P 774  85-89 kW (116-121 PS)	LAGUNA 16V  03/01→	<p><b>9846806</b> 77 01 471 278</p>  <p><b>9546808*</b> 77 01 470 176 +77 00 114 424</p>	<p><b>0046840</b> 77 00 108 254 84 Ø 0,65 mm</p> 		<p><b>1920070</b></p> 	<p><b>0246862</b> 4x 82 00 052 312</p> 	<p>On demand 77 00 105 843</p> 	<p><b>1046818</b> 82 00 282 199</p> 	<p><b>9046814</b> 77 00 103 938 (16x) <b>1646814</b> 16x 77 00 103 938 5,5x11/17x28</p>	<p><b>PLANNED</b> 77 00 103 245 42x54x6 A SL RD ACM FPM <b>8446829*</b> 77 03 087 224 85x105x11 A SL LD FPM <b>8046806</b> 77 01 108 679 28x47x5,5 A SL RD FPM</p>
1.8	F7P 700 F7P 704 F7P 720 F7P 722  99-103 kW (135-140 PS)	CLIO 16V 19 16V  06/89→	<p>98 - On demand 77 01 466 446</p> <p><b>9555533</b> 77 01 462 817</p> 	<p>On demand 77 00 858 386 83 Ø 1,22 mm</p> <p>On demand 77 00 741 289 83 Ø 1,45 mm</p> 		<p>On demand 77 01 040 741 Eng.→901200</p>  <p><b>PLANNED</b> 77 00 850 292 Eng.901201→</p> 	<p>On demand 77 00 858 385</p> 	<p>On demand 77 00 736 567</p> 	<p><b>1055580</b> 77 00 859 751</p> 	<p><b>9056002</b> 77 00 736 465 (16x) <b>1656010</b> 16x 77 00 736 465 7x10/13,5x10</p>	<p><b>8155562</b> 77 00 866 877 50x68x10 A SL RD FPM <b>8144211</b> 77 00 695 940 85x105x8 A SL LD MVQ <b>8446820</b> 77 03 087 192 25x42x7 A SL RD FPM On demand 77 00 741 169 25x40x7 A SL RD FPM</p>

RENAULT 			<p>9900000 </p> <p>9800000 </p> <p>9700000 </p> <p>9500000 </p>							<p>1600000 </p> <p>9000000 </p>	<p>A </p> <p>B </p> <p>AB </p> <p>SL </p> <p></p>	<p>RD </p> <p>LD </p> <p>WD </p>
CC	ENGINE	MODEL / YEAR										
1.9 D I E S E L	F8Q 600 F8Q 606 F8Q 786  44-66 kW (60-90 PS)	MEGANE DTI MEGANE Scenic DTI TRAFIC D  01/96→	<p><b>9755540</b> 77 01 466 719</p>  <p><b>9546808*</b> 77 01 470 176 +77 00 114 424</p>	<p><b>0046865</b> 82 00 188 390 81 Ø 1,4 mm      2U</p> <p><b>0046866</b> 82 00 188 114 81 Ø 1,5 mm      1U</p> <p><b>0046843</b> 82 00 188 391 81 Ø 1,6 mm      3U</p> 		<p><b>1555580</b> 77 00 719 666</p> 	<p><b>0155540</b> 77 00 854 252</p> 	<p><b>0155540</b> 77 00 854 252</p> 	<p><b>1046818</b> 82 00 282 199</p> 	<p><b>9056005</b> 77 00 737 124 (8x) <b>1656040</b> 8x 77 00 737 124 8x11/14x10</p>	<p><b>PLANNED</b> 77 00 103 245 42x54x6 A SL RD ACM FPM <b>8446829*</b> 77 03 087 224 85x105x11 A SL LD FPM <b>8446820</b> 77 03 087 192 25x42x7 A SL RD FPM</p>	
1.9 D I E S E L	F8Q 610 F8Q 740 F8Q 744 F8Q 768 F8Q 784  66-69 kW (90-94 PS)	MEGANE DTI MEGANE Scenic DTI 19 D 19 DT 19 TD  09/90→	<p><b>9755540</b> 77 01 466 719</p>  <p><b>9555533</b> 77 01 462 817</p> 	<p><b>0046865</b> 82 00 188 390 81 Ø 1,4 mm      2U</p> <p><b>0046866</b> 82 00 188 114 81 Ø 1,5 mm      1U</p> <p><b>0046843</b> 82 00 188 391 81 Ø 1,6 mm      3U</p> 		<p><b>1555580</b> 77 00 719 666</p> 	<p><b>0155540</b> 77 00 854 252</p> 	<p><b>0155540</b> 77 00 854 252</p> 	<p><b>1055580</b> 77 00 859 751</p> 	<p><b>9056005</b> 77 00 737 124 (8x) <b>1656040</b> 8x 77 00 737 124 8x11/14x10</p>	<p><b>8155562</b> 77 00 866 877 50x68x10 A SL RD FPM <b>8144211</b> 77 00 695 940 85x105x8 A SL LD MVQ <b>8446820</b> 77 03 087 192 25x42x7 A SL RD FPM</p>	

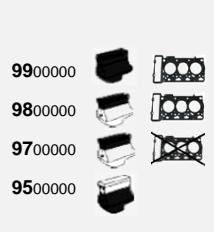




















RENAULT			 9900000  9800000  9700000  9500000							 1600000  9000000	 A B AB SL RD LD WD
CC	ENGINE	MODEL / YEAR									
1.9	F8Q 620 F8Q 640 F8Q 678 F8Q 706 F8Q 710 F8Q 714 F8Q 722 F8Q 724 F8Q 730 F8Q 732 F8Q 742 F8Q 764 F8Q 774 F8Q 776  40-48 kW (54-65 PS)	CLIO CLIO D MEGANE D RAPID D 19 D 21 D  03/86→	<b>9755534*</b> 77 01 462 816  <b>9555533</b> 77 01 462 817 	<b>0046814</b> 77 00 745 724 81 Ø 1,65 mm 2U <b>0046818</b> 77 00 743 369 81 Ø 1,75 mm 1U <b>0046819</b> 77 00 745 725 81 Ø 1,85 mm 3U 	<b>5555533</b> 1378905 	<b>1555580</b> 77 00 719 666 	<b>0255504</b> 77 00 103 849 	<b>0255504</b> 77 00 103 849 	<b>1920070</b>  <b>1055580</b> 77 00 859 751 	<b>9056005</b> 77 00 737 124 (8x) <b>1656040</b> 8x 77 00 737 124 8x11/14x10  <b>On demand</b> 77 00 719 274 50x68x10 A RD MVQ <b>8144211</b> 77 00 695 940 85x105x8 A SL LD MVQ <b>8446820</b> 77 03 087 192 25x42x7 A SL RD FPM	
1.9	F8Q 622 F8Q 682 F8Q 790  40-47 kW (54-64 PS)	MEGANE Grandtour D MEGANE Scenic DCI RAPID D SCÉNIC D  09/94-08/03	<b>9755534*</b> 77 01 462 816  <b>9546808*</b> 77 01 470 176 +77 00 114 424	<b>0046814</b> 77 00 745 724 81 Ø 1,65 mm 2U <b>0046818</b> 77 00 743 369 81 Ø 1,75 mm 1U <b>0046819</b> 77 00 745 725 81 Ø 1,85 mm 3U 	<b>1555580</b> 77 00 719 666 	<b>0255504</b> 77 00 103 849 	<b>0255504</b> 77 00 103 849 	<b>1920070</b>  <b>1046818</b> 82 00 282 199 	<b>9056005</b> 77 00 737 124 (8x) <b>1656040</b> 8x 77 00 737 124 8x11/14x10  <b>On demand</b> 77 00 719 274 50x68x10 A RD MVQ <b>8446829*</b> 77 03 087 224 85x105x11 A SL LD FPM <b>8446820</b> 77 03 087 192 25x42x7 A SL RD FPM		

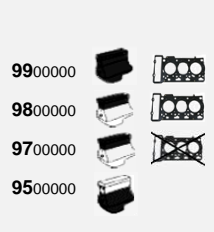




















RENAULT 			 9900000	 9800000	 9700000	 9500000	 1600000	 9000000	 1600000	 9000000	 A B AB SL	 RD LD WD
CC	ENGINE	MODEL / YEAR										
1.9 D I E S E L	F8Q 624	CLIO D	<b>9755534*</b> 77 01 462 816    <b>9546808*</b> 77 01 470 176 +77 00 114 424	<b>0046865</b> 82 00 188 390 81 Ø 1,4 mm      2U  <b>0046866</b> 82 00 188 114 81 Ø 1,5 mm      1U  <b>0046843</b> 82 00 188 391 81 Ø 1,6 mm      3U 	<b>1555580</b> 77 00 719 666  	<b>0255504</b> 77 00 103 849  	<b>0255504</b> 77 00 103 849  	<b>1046818</b> 82 00 282 199  	<b>9056005</b> 77 00 737 124 (8x) <b>1656040</b> 8x 77 00 737 124 8x11/14x10	<b>PLANNED</b> 77 00 103 245 42x54x6 A SL RD ACM FPM <b>8446829*</b> 77 03 087 224 85x105x11 A SL LD FPM <b>8446820</b> 77 03 087 192 25x42x7 A SL RD FPM		
	F8Q 630	KANGOO D										
	F8Q 632	KANGOO D										
	F8Q 636	MEGANE D										
	F8Q 648	THALIA D										
F8Q 662		01/96→										
	40-66 kW (54-90 PS)											
1.9 D I E S E L	F8Q 644		<b>9755534*</b> 77 01 462 816    <b>9555533</b> 77 01 462 817  	<b>0046865</b> 82 00 188 390 81 Ø 1,4 mm      2U  <b>0046866</b> 82 00 188 114 81 Ø 1,5 mm      1U  <b>0046843</b> 82 00 188 391 81 Ø 1,6 mm      3U 	<b>1555580</b> 77 00 719 666  	<b>0255504</b> 77 00 103 849  	<b>0255504</b> 77 00 103 849  	<b>1055580</b> 77 00 859 751  	<b>9056005</b> 77 00 737 124 (8x) <b>1656040</b> 8x 77 00 737 124 8x11/14x10	<b>PLANNED</b> 77 00 103 245 42x54x6 A SL RD ACM FPM <b>8144211</b> 77 00 695 940 85x105x8 A SL LD MVQ <b>8446820</b> 77 03 087 192 25x42x7 A SL RD FPM		
		40-66 kW (54-90 PS)										





































 <b>RENAULT</b>										
CC	ENGINE	MODEL / YEAR								
1.9	F9Q 650	CLIO DTI	<b>9746841</b> 77 01 470 288	<b>0046846</b> 82 00 956 481 81 Ø           MLS 1,25 mm	<b>1546819</b> 82 00 060 882	<b>0146816</b> 77 00 874 592	<b>0146816</b> 77 00 874 592	<b>1046818</b> 82 00 282 199	<b>9056003</b> 77 00 736 465 (8x) <b>1656010</b> 8x 77 00 736 465 7x10/13,5x10	<b>PLANNED</b> 77 00 103 245 42x54x6 A SL RD ACM FPM <b>8446829*</b> 77 03 087 224 85x105x11 A SL LD FPM <b>8446820</b> 77 03 087 192 25x42x7 A SL RD FPM
D	F9Q 664	ESPACE DCI	  <b>9546808*</b> 77 01 470 176 +77 00 114 424							
I	F9Q 670	KANGOO DCI								
E	F9Q 674	KANGOO DTI								
S	F9Q 680	LAGUNA DCI								
E	F9Q 717	MASTER DCI								
L	F9Q 718	MEGANE DCI								
	F9Q 732	MEGANE DTI								
	F9Q 733	MEGANE Grandtour DCI								
	F9Q 738	MEGANE Grandtour DTI								
	F9Q 740	SCÉNIC DCI								
	F9Q 744	SCÉNIC DTI								
	F9Q 748	TRAFIC DCI								
	F9Q 750									
	F9Q 751	09/99→								
	F9Q 752									
	F9Q 754									
	F9Q 756									
	F9Q 760									
	F9Q 762									
	F9Q 772									
	F9Q 774									
	F9Q 780									
	F9Q 782									
	F9Q 790									
	F9Q 796									
	F9Q 800									
	F9Q 808									
	F9Q 820									
	F9Q 826									
	59-88 kW (80-120 PS)									
































RENAULT			 9900000  9800000  9700000  9500000		 					 1600000  9000000	A  RD B  LD AB  LD SL  WD  WD
CC	ENGINE	MODEL / YEAR									
1.9	F9Q 710	LAGUNA DTI	<b>9746841</b> 77 01 470 288   <b>9546808*</b> 77 01 470 176 +77 00 114 424	<b>0046847</b> 77 00 105 392 81 Ø 1,35 mm      2U Eng.→000522 <b>0046848</b> 77 00 859 059 81 Ø 1,45 mm      1U Eng.→000522 <b>0046849</b> 77 00 105 393 81 Ø 1,55 mm      3U Eng.→000522   <b>0046846</b> 82 00 956 481 81 Ø              MLS 1,25 mm Eng.000523→ <b>0046804</b> 81 Ø              MLS 1,6 mm Eng.000523→ 	<b>1546819</b> 82 00 060 882 	<b>0146816</b> 77 00 874 592 	<b>0146816</b> 77 00 874 592 	<b>1046818</b> 82 00 282 199 	<b>9056003</b> 77 00 736 465 (8x) <b>1656010</b> 8x 77 00 736 465 7x10/13,5x10	<b>PLANNED</b> 77 00 103 245 42x54x6 A SL RD ACM FPM <b>8446829*</b> 77 03 087 224 85x105x11 A SL LD FPM <b>8446820</b> 77 03 087 192 25x42x7 A SL RD FPM	
1.9	F9Q 716 F9Q 730 F9Q 734	LAGUNA DTI MEGANE DTI MEGANE Scenic DTI SCÉNIC DTI	<b>9746841</b> 77 01 470 288   <b>9546808*</b> 77 01 470 176 +77 00 114 424	<b>0046847</b> 77 00 105 392 81 Ø 1,35 mm      2U <b>0046848</b> 77 00 859 059 81 Ø 1,45 mm      1U <b>0046849</b> 77 00 105 393 81 Ø 1,55 mm      3U 	<b>1546819</b> 82 00 060 882 	<b>0146816</b> 77 00 874 592 	<b>0146816</b> 77 00 874 592 	<b>1046818</b> 82 00 282 199 	<b>9056003</b> 77 00 736 465 (8x) <b>1656010</b> 8x 77 00 736 465 7x10/13,5x10	<b>PLANNED</b> 77 00 103 245 42x54x6 A SL RD ACM FPM <b>8446829*</b> 77 03 087 224 85x105x11 A SL LD FPM <b>8446820</b> 77 03 087 192 25x42x7 A SL RD FPM	


































RENAULT																				
CC	ENGINE	MODEL / YEAR																		
1.9 D I E S E L	F9Q 722 F9Q 731 F9Q 736  72 kW (98 PS)	ESPACE DTI MEGANE DTI MEGANE Grandtour DTI SCÉNIC DTI  03/97-08/03	<b>9746841</b> 77 01 470 288    <b>9546808*</b> 77 01 470 176 +77 00 114 424	<b>0046847</b> 77 00 105 392 81 Ø 1,35 mm 2U Eng.→000616 <b>0046848</b> 77 00 859 059 81 Ø 1,45 mm 1U Eng.→000616 <b>0046848</b> 77 00 105 393 81 Ø 1,55 mm 3U Eng.→000616   <b>0046846</b> 82 00 956 481 81 Ø MLS 1,25 mm Eng.000617→ <b>0046804</b> 81 Ø MLS 1,6 mm Eng.000617→  		<b>1546819</b> 82 00 060 882  	<b>0146816</b> 77 00 874 592  	<b>0146816</b> 77 00 874 592  	<b>1046818</b> 82 00 282 199  	<b>9056003</b> 77 00 736 465 (8x) <b>1656010</b> 8x 77 00 736 465 7x10/13,5x10	<b>PLANNED</b> 77 00 103 245 42x54x6 A SL RD ACM FPM <b>8446829*</b> 77 03 087 224 85x105x11 A SL LD FPM <b>8446820</b> 77 03 087 192 25x42x7 A SL RD FPM									
	F9Q 758 F9Q 759 F9Q 803 F9Q 804 F9Q 812 F9Q 816 F9Q 818  81-96 kW (110-131 PS)	GRAND SCÉNIC DCI LAGUNA DCI MEGANE DCI SCÉNIC D SCÉNIC DCI  11/02→	<b>9746845</b> 77 01 476 236  <b>9546822</b> 77 01 476 237	<b>0046846</b> 82 00 956 481 81 Ø MLS 1,25 mm <b>0046804</b> 81 Ø MLS 1,6 mm  		<b>1546819</b> 82 00 060 882  	<b>0146819</b> 82 00 785 688  	<b>0146819</b> 82 00 785 688  	<b>1046818</b> 82 00 282 199  	<b>9056003</b> 77 00 736 465 (8x) <b>1656010</b> 8x 77 00 736 465 7x10/13,5x10	<b>PLANNED</b> 77 00 103 245 42x54x6 A SL RD ACM FPM <b>8446829*</b> 77 03 087 224 85x105x11 A SL LD FPM <b>8446820</b> 77 03 087 192 25x42x7 A SL RD FPM									





























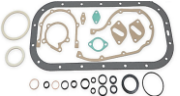

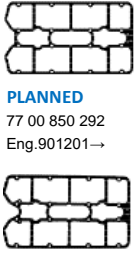



RENAULT											
CC	ENGINE	MODEL / YEAR									
D I E S E L	1.9 F9Q 770	MASTER DTI	<b>9746841</b> 77 01 470 288   <b>9546808*</b> 77 01 470 176 +77 00 114 424	<b>0046847</b> 77 00 105 392 81 Ø 1,35 mm 2U Eng.→C000156 <b>0046848</b> 77 00 859 059 81 Ø 1,45 mm 1U Eng.→C000156 <b>0046849</b> 77 00 105 393 81 Ø 1,55 mm 3U Eng.→C000156  <b>0046846</b> 82 00 956 481 81 Ø MLS 1,25 mm Eng.C000157→ <b>0046804</b> 81 Ø MLS 1,6 mm Eng.C000157→ 		<b>1546819</b> 82 00 060 882 	<b>0146816</b> 77 00 874 592 	<b>0146816</b> 77 00 874 592 	<b>1046818</b> 82 00 282 199 	<b>9056003</b> 77 00 736 465 (8x) <b>1656010</b> 8x 77 00 736 465 7x10/13,5x10	<b>PLANNED</b> 77 00 103 245 42x54x6 A SL RD ACM FPM <b>8446829*</b> 77 03 087 224 85x105x11 A SL LD FPM <b>8446820</b> 77 03 087 192 25x42x7 A SL RD FPM
		59 kW (80 PS)	09/00→								
D I E S E L	1.9 F9Q 870 F9Q 872	GRAND SCÉNIC DCI MEGANE MEGANE DCI SCÉNIC DCI	<b>9746845</b> 77 01 476 236  <b>9546822</b> 77 01 476 237	<b>0046846</b> 82 00 956 481 81 Ø MLS 1,25 mm 		<b>1546819</b> 82 00 060 882 	<b>0146819</b> 82 00 785 688 	<b>0146819</b> 82 00 785 688 	<b>1046818</b> 82 00 282 199 	<b>9056003</b> 77 00 736 465 (8x) <b>1656010</b> 8x 77 00 736 465 7x10/13,5x10	<b>PLANNED</b> 77 00 103 245 42x54x6 A SL RD ACM FPM <b>8446829*</b> 77 03 087 224 85x105x11 A SL LD FPM <b>8446820</b> 77 03 087 192 25x42x7 A SL RD FPM
		96 kW (131 PS)	11/08→								

RENAULT 			<p>9900000 </p> <p>9800000 </p> <p>9700000 </p> <p>9500000 </p>							<p>1600000 </p> <p>9000000 </p>	<p>A </p> <p>B </p> <p>AB </p> <p>SL </p> <p></p> <p>RD </p> <p>LD </p> <p>WD </p>
CC	ENGINE	MODEL / YEAR									
2.0	F3R 611 F3R 742 F3R 768 F3R 769 F3R 791 F3R 796 F3R 797 F3R 798  80-84 kW (109-114 PS)	ESPACE LAGUNA MEGANE MEGANE Scenic  06/95-08/03	<p><b>9846848</b> 77 01 467 058</p>  <p><b>9546808*</b> 77 01 470 176 +77 00 114 424</p>	<p><b>0055581</b> 77 00 859 273 83,2 Ø 1 mm</p> 		<p><b>1555580</b> 77 00 719 666</p> 	<p><b>0155585</b> 77 00 854 539</p>  <p><b>0246818</b></p> 	<p><b>0155585</b> 77 00 854 539</p> 	<p><b>1046818</b> 82 00 282 199</p> 	<p><b>9056005</b> 77 00 737 124 (8x) <b>1656040</b> 8x 77 00 737 124 8x11/14x10</p>	<p><b>PLANNED</b> 77 00 103 245 42x54x6 A SL RD ACM FPM <b>8446829*</b> 77 03 087 224 85x105x11 A SL LD FPM <b>8446820</b> 77 03 087 192 25x42x7 A SL RD FPM <b>8455579</b> 77 00 718 598 22x45x7 A SL LD MVQ</p>
2.0	F3R 722 F3R 723 F3R 728 F3R 729 F3R 750 F3R 751 F3R 752 80-84 kW (109-114 PS)	ESPACE LAGUNA MEGANE MEGANE Scenic  11/93-08/03	<p><b>9846848</b> 77 01 467 058</p>  <p><b>9555533</b> 77 01 462 817</p> 	<p><b>0055581</b> 77 00 859 273 83,2 Ø 1 mm</p> 		<p><b>1555580</b> 77 00 719 666</p> 	<p><b>0155585</b> 77 00 854 539</p>  <p><b>0246818</b></p> 	<p><b>0155585</b> 77 00 854 539</p> 	<p><b>1055580</b> 77 00 859 751</p> 	<p><b>9056005</b> 77 00 737 124 (8x) <b>1656040</b> 8x 77 00 737 124 8x11/14x10</p>	<p><b>8155562</b> 77 00 866 877 50x68x10 A SL RD FPM <b>8144211</b> 77 00 695 940 85x105x8 A SL LD MVQ <b>8446820</b> 77 03 087 192 25x42x7 A SL RD FPM <b>On demand</b> 77 00 741 169 25x40x7 A SL RD FPM</p>

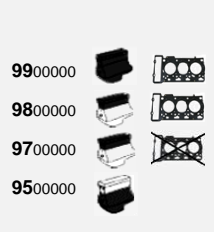







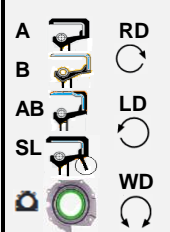


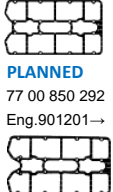





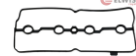









RENAULT 			9900000  9800000  9700000  9500000 		 					1600000  9000000 	A  RD B  LD AB  LD SL  WD  WD
CC	ENGINE	MODEL / YEAR									
2.0	F4R 700 F4R 701 F4R 712 F4R 713 F4R 714 F4R 715 F4R 730 F4R 732 F4R 736 F4R 738 F4R 740 F4R 741 F4R 744 F4R 746 F4R 747 F4R 770 F4R 771 F4R 780 F4R 790 F4R 791  98-124 kW (133-169 PS)	CLIO 16V ESPACE ESPACE 16V GRAND SCÉNIC LAGUNA LAGUNA 16V MEGANE MEGANE 16V SCÉNIC SCÉNIC 16V THALIA  10/98→	<b>9846806</b> 77 01 471 278    <b>9546812</b> 77 01 471 360	<b>0046840</b> 77 00 108 254 84 Ø 0,65 mm MLS  		<b>1920070</b>  	<b>0246860</b> 77 00 109 906  	On demand 77 00 105 843  	<b>1046818</b> 82 00 282 199  	<b>9046814</b> 77 00 103 938 (16x) <b>1646814</b> 16x 77 00 103 938 5,5x11/17x28	<b>PLANNED</b> 77 00 103 245 42x54x6 A SL RD ACM FPM <b>8446829*</b> 77 03 087 224 85x105x11 A SL LD FPM <b>8046806</b> 77 01 108 679 28x47x5,5 A SL RD FPM <b>8046805</b> 77 00 106 390 34x47x5,5 A SL RD FPM
2.0	F4R 720 F4R 722 F4R 738  88-132 kW (120-179 PS)	CLIO 16V TRAFIC  03/01→	<b>9846806</b> 77 01 471 278    <b>95 - PLANNED</b> 77 01 471 360	<b>0046840</b> 77 00 108 254 84 Ø 0,65 mm MLS  		<b>1920070</b>  	<b>0246805</b> 77 00 114 203  	On demand 77 00 114 234  	<b>1046818</b> 82 00 282 199  	<b>9046814</b> 77 00 103 938 (16x) <b>1646814</b> 16x 77 00 103 938 5,5x11/17x28	<b>PLANNED</b> 77 00 103 245 42x54x6 A SL RD ACM FPM <b>8446829*</b> 77 03 087 224 85x105x11 A SL LD FPM <b>8046806</b> 77 01 108 679 28x47x5,5 A SL RD FPM <b>8046805</b> 77 00 106 390 34x47x5,5 A SL RD FPM















































RENAULT 			9900000  9800000  9700000  9500000 							1600000  9000000 	A  RD B  LD AB  LD SL  LD  WD  WD
CC	ENGINE	MODEL / YEAR									
2.0	F4R 792 F4R 820  86-100 kW (117-136 PS)	ESPACE TRAFIC  11/02→	<b>9846806</b> 77 01 471 278  <b>9546821</b> 77 01 477 218	<b>0046840</b> 77 00 108 254 84 Ø 0,65 mm 		<b>1920070</b> 	<b>0246860</b> 77 00 109 906 	On demand 77 00 105 843 	<b>1920070</b> 	<b>9046814</b> 77 00 103 938 (16x) <b>1646814</b> 16x 77 00 103 938 5,5x11/17x28	<b>PLANNED</b> 77 00 103 245 42x54x6 A SL RD ACM FPM <b>8446829*</b> 77 03 087 224 85x105x11 A SL LD FPM <b>8046806</b> 77 01 108 679 28x47x5,5 A SL RD FPM <b>8046805</b> 77 00 106 390 34x47x5,5 A SL RD FPM
2.0	F4R 830  145-148 kW (197-200 PS)	CLIO CLIO 16V  02/06→	98 - On demand 77 01 477 215 +77 01 471 372 +77 01 477 475 +82 00 052 311  <b>9546821</b> 77 01 477 218	On demand 82 00 515 111 83,5 Ø 0,7 mm 		<b>1920070</b> 	On demand 82 00 490 282   On demand 82 00 490 285 	On demand 77 00 114 234 	<b>1046818</b> 82 00 282 199 	<b>9046814</b> 77 00 103 938 (16x) <b>1646814</b> 16x 77 00 103 938 5,5x11/17x28	<b>PLANNED</b> 77 00 103 245 42x54x6 A SL RD ACM FPM <b>8446829*</b> 77 03 087 224 85x105x11 A SL LD FPM <b>8046806</b> 77 01 108 679 28x47x5,5 A SL RD FPM <b>8046805</b> 77 00 106 390 34x47x5,5 A SL RD FPM
































RENAULT 			9900000  9800000  9700000  9500000 							1600000  9000000 	A  RD B  LD AB  LD SL  WD  WD
CC	ENGINE	MODEL / YEAR									
2.0	F4R 872  132 kW (180 PS)	MEGANE  11/08→	98 - On demand 77 01 479 044   9546821 77 01 477 218	On demand 82 00 515 111 83,5 Ø      MLS 0,7 mm  		1920070  	On demand 82 00 798 762  	On demand 77 00 105 843  	1046818 82 00 282 199  	9046814 77 00 103 938 (16x) 1646814      16x 77 00 103 938 5,5x11/17x28	PLANNED 77 00 103 245 42x54x6 A SL RD ACM FPM 8446829* 77 03 087 224 85x105x11 A SL LD FPM 8046806 77 01 108 679 28x47x5,5 A SL RD FPM 8046805 77 00 106 390 34x47x5,5 A SL RD FPM
2.0	5R 700 5R 701 5R 740  103 kW (140 PS)	LAGUNA 16V MEGANE 16V  11/99→	98 - On demand 77 01 471 777 +77 00 112 892 (16x)   95 - PLANNED 77 01 471 360	On demand 77 00 112 675 84 Ø      MLS  		1920070  	On demand 77 00 112 365  	On demand 77 00 105 843  	1046818 82 00 282 199  	90 - On demand 77 00 112 892 (16x) On demand      16x 77 00 112 892 5,5x11/23x14,5	PLANNED 77 00 103 245 42x54x6 A SL RD ACM FPM 8446829* 77 03 087 224 85x105x11 A SL LD FPM 8046806 77 01 108 679 28x47x5,5 A SL RD FPM
2.0	F7R 700  108 kW (147 PS)	CLIO Williams  01/94-09/98	98 - On demand 77 01 467 618   9555533 77 01 462 817  	On demand 77 00 862 492 83,6 Ø 1,25 mm  		On demand 77 01 040 741 Eng.→901200  PLANNED 77 00 850 292 Eng.901201→  	On demand 77 00 858 385  	On demand 77 00 736 567  	1055580 77 00 859 751  	9056002 77 00 736 465 (16x) 1656010      16x 77 00 736 465 7x10/13,5x10	On demand 77 00 719 274 50x68x10 A RD MVQ 8144211 77 00 695 940 85x105x8 A SL LD MVQ 8446820 77 03 087 192 25x42x7 A SL RD FPM



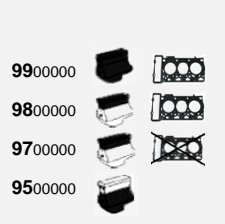

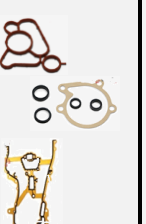
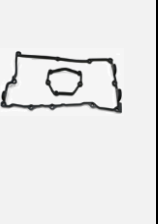











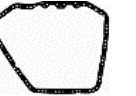












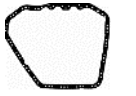
RENAULT											
CC	ENGINE	MODEL / YEAR									
2.0	F7R 714  108 kW (147 PS)	MEGANE 16V  03/96-08/03	<b>98 - On demand</b> 77 01 468 814  <b>9555533</b> 77 01 462 817  	<b>On demand</b> 77 00 862 492 83,6 Ø 1,25 mm  	<b>On demand</b> 77 01 040 741 Eng.→901200  <b>PLANNED</b> 77 00 850 292 Eng.901201→  	<b>On demand</b> 77 00 865 249  	<b>On demand</b> 77 00 736 567  	<b>1055580</b> 77 00 859 751  	<b>9056002</b> 77 00 736 465 (16x) <b>1656010</b> 16x 77 00 736 465 7x10/13,5x10	<b>PLANNED</b> 77 00 103 245 42x54x6 A SL RD ACM FPM <b>8144211</b> 77 00 695 940 85x105x8 A SL LD MVQ <b>8446820</b> 77 03 087 192 25x42x7 A SL RD FPM	
2.0	J5R J6R D J7R I 829 730 - 829 731 E 829 700 - 829 710 S E L 58-88 kW (79-120 PS)	MASTER MASTER D TRAFIC 21 25 ESPACE FUEGO  03/80-07/98	<b>9946810</b> 77 01 460 132 + 77 01 464 133	<b>0046813</b> 77 00 720 788 89 Ø 1,3 mm  							
2.0	M4R 700 M4R 701 M4R 704 M4R 711 M4R 726  102-103 kW (139-140 PS)	CLIO GRAND SCÉNIC LAGUNA Grandtour 16V LAGUNA 16V MEGANE SCÉNIC 16V  09/06→	<b>98 - On demand</b> 77 01 065 929  <b>95 - On demand</b> 77 01 065 930	<b>On demand</b> 77 01 065 095 84,7 Ø MLS  	<b>1522497</b> 77 01 065 111  	<b>PLANNED</b> 77 01 065 365  	<b>PLANNED</b> 77 01 065 362  	<b>1920070</b>  	<b>9022430</b>	<b>On demand</b> 46x58x7 A SL RD NBR <b>8146806</b> 77 01 065 057 84x117x8,5 A SL LD FPM	
2.0	M9R 610 M9R 615  110-118 kW (150-160 PS)	GRAND SCÉNIC DCI MEGANE DCI SCÉNIC DCI  02/09→	<b>98 - On demand</b>  <b>9546801</b> 77 01 477 452 +77 01 476 858  	<b>0046878</b> 11 04 491 99R 84,8 Ø MLS 1,2 mm  	<b>1920070</b>  	<b>0246861</b> 82 00 363 223  		<b>1920070</b>  	<b>90 - PLANNED</b> 82 00 496 321 (16x) <b>1642601</b> 16x 82 00 496 321 6x9/11,5x9,5	<b>8142648</b> 77 01 476 858 50x81x11,5 RD PTFE ACM <b>8146802</b>  77 01 476 859 PTFE	

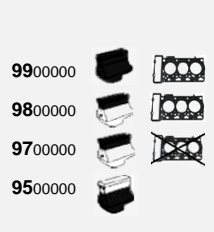






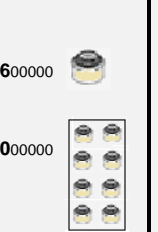
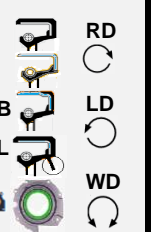















 <b>RENAULT</b>			<p>9900000 </p> <p>9800000 </p> <p>9700000 </p> <p>9500000 </p>							<p>1600000 </p> <p>9000000 </p>	<p>A  RD</p> <p>B  LD</p> <p>AB  LD</p> <p>SL  WD</p> <p> WD</p>
CC	ENGINE	MODEL / YEAR									
D I E S E L	2.0 M9R 630	TRAFIC DCI	<b>98 - PLANNED</b> 77 01 479 334 +11 04 485 88R	<b>0046872</b> 11 04 485 88R 84,8 Ø MLS 1,2 mm 		<b>1920070</b> 	<b>0246861</b> 82 00 363 223 	<b>On demand</b> 82 00 723 473 	<b>1920070</b> 	<b>90 - PLANNED</b> 82 00 496 321 (16x) <b>1642601</b> 16x 82 00 496 321 6x9/11,5x9,5	<b>8142648</b> 77 01 476 858 50x81x11,5 RD PTFE ACM <b>8146802</b>  77 01 476 859 PTFE
	M9R 692	TRAFIC 2.0 DCI	08/06→	<b>9546801</b> 77 01 477 452 +77 01 476 858 							
D I E S E L	2.0 M9R 700	ESPACE DCI	<b>9846872</b> 77 01 478 183 +82 00 399 103	<b>0046872</b> 11 04 485 88R 84,8 Ø MLS 1,2 mm 		<b>9146801</b> 77 01 476 555 	<b>0246861</b> 82 00 363 223 	<b>0346807*</b> 82 00 916 652 	<b>1920070</b> 	<b>90 - PLANNED</b> 82 00 496 321 (16x) <b>1642601</b> 16x 82 00 496 321 6x9/11,5x9,5	<b>8142648</b> 77 01 476 858 50x81x11,5 RD PTFE ACM <b>8146802</b>  77 01 476 859 PTFE
	M9R 740	GRAND SCÉNIC DCI	08/05→	<b>9546801</b> 77 01 477 452 +77 01 476 858 							
	M9R 742	LAGUNA DCI									
	M9R 744	MEGANE DCI									
	M9R 746	SCÉNIC DCI									
	M9R 748	TRAFIC DCI									
	M9R 750	TRAFIC 2.0 DCI									
	M9R 780										
	M9R 782										
	M9R 784										
	M9R 786										
	M9R 788										
	66-110 kW (90-150 PS)										

RENAULT			9900000 9800000 9700000 9500000						1600000 9000000	A B AB SL	RD LD WD
CC	ENGINE	MODEL / YEAR									
2.0 D I E S M L	M9R 721 M9R 722 M9R 724 M9R 760 M9R 761 M9R 762 M9R 800 M9R 802 M9R 809 M9R 816 M9R 830 M9R 832  96-131 kW (131-178 PS)	ESPACE DCI GRAND SCÉNIC DCI KOLEOS DCI LAGUNA DCI MEGANE DCI SCÉNIC DCI VEL SATIS DCI  08/05→	<b>9846878</b> 77 01 478 184 +82 00 498 869  <b>9546801</b> 77 01 477 452 +77 01 476 858 	<b>0046878</b> 11 04 491 99R 84,8 Ø 1,2 mm MLS		<b>9146801</b> 77 01 476 555 	<b>0246861</b> 82 00 363 223 	On demand 82 00 723 473 	<b>1920070</b> 	<b>90 - PLANNED</b> 82 00 496 321 (16x) <b>1642601</b> 16x 82 00 496 321 6x9/11,5x9,5	<b>8142648</b> 77 01 476 858 50x81x11,5 RD PTFE ACM <b>8146802</b> 77 01 476 859 PTFE
2.0 D I E S M L	M9R 804 M9R 805 M9R 814 M9R 815 M9R 817 M9R 820 M9R 824 M9R 833 M9R 844 M9R 845 M9R 846 M9R 849 M9R 855 M9R 856 M9R 862 M9R 864 M9R 865 M9R 866  110-131 kW (150-178 PS)	ESPACE DCI KOLEOS DCI LAGUNA DCI LATITUDE DCI  01/06→	<b>9846878</b> 77 01 478 184 +82 00 498 869  <b>9546801</b> 77 01 477 452 +77 01 476 858 	<b>0046878</b> 11 04 491 99R 84,8 Ø 1,2 mm MLS		<b>1920070</b> 	<b>0246861</b> 82 00 363 223 	On demand 82 00 723 473 	<b>1920070</b> 	<b>90 - PLANNED</b> 82 00 496 321 (16x) <b>1642601</b> 16x 82 00 496 321 6x9/11,5x9,5	<b>8142648</b> 77 01 476 858 50x81x11,5 RD PTFE ACM <b>8146802</b> 77 01 476 859 PTFE






















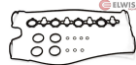


















RENAULT 			9900000  9800000  9700000  9500000 		 		 	 		1600000  9000000 	A  RD B  LD AB  LD SL  LD  WD
CC	ENGINE	MODEL / YEAR									
2.0	N7Q 700 N7Q 704 N7Q 710 N7Q 711  100-103 kW (136-140 PS)	LAGUNA LAGUNA 16V SAFRANE 16V  06/95-03/01	9946819  <b>9855561</b> 74 38 610 009    95 - On demand 74 38 610 025  	<b>0055561</b> 85 Ø  		<b>7755582</b> 4x 74 31 397 525  	<b>0255561</b> 74 31 366 787  	<b>0355570</b> 4x 74 39 146 313  	1920070  	<b>9056002</b> 77 00 736 465 (16x) <b>1656010</b> 16x 77 00 736 465 7x10/13,5x10	<b>8455539</b> 77 01 043 299 35x47x5,6 A SL RD FPM <b>8455577</b> 74 36 842 092 98x110x8,5 A LD FPM <b>8455570</b> 74 36 842 272 45x57x7 A SL RD MVQ <b>8455542</b> 74 39 443 310 30x47x7 A SL LD NBR
2.0	829 702 829 703 829 720 829 721  58-76 kW (79-103 PS)	TRAFIC 20  03/80-12/86	98 - On demand 77 01 460 132  95 - On demand 77 01 461 334  	<b>0046813</b> 77 00 720 788 89 Ø 1,3 mm  		<b>1546813</b> 77 00 614 729  				<b>9056005</b> 77 00 737 124 (8x) <b>1656040</b> 8x 77 00 737 124 8x11/14x10	On demand 77 00 719 274 50x68x10 A RD MVQ On demand 77 00 866 876 90x110x11 A SL LD FPM <b>8446815</b> 77 00 273 776 35x47x7 A RD MVQ

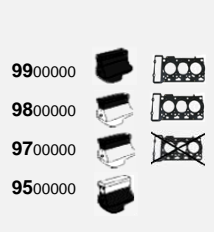






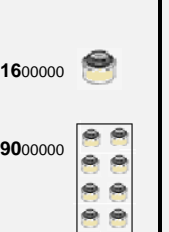
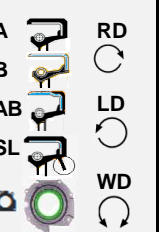


















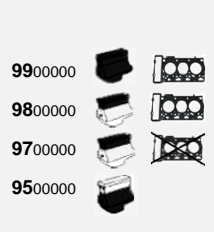


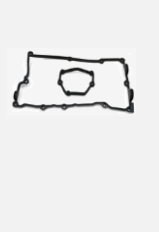
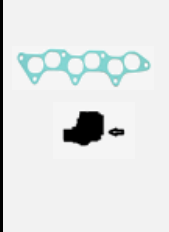


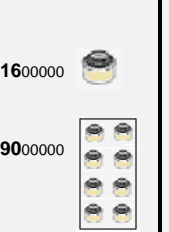
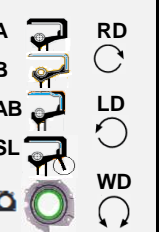




RENAULT																				
CC	ENGINE	MODEL / YEAR																		
2.1	J8S 610 J8S 612 J8S 778  65-66 kW (88-90 PS)	ESPACE TD  01/91-10/96	97- PLANNED 77 01 461 765  95 - On demand 77 01 461 334 	0046824 77 01 034 507 87 Ø 1,75 mm 0046828 77 01 035 217 87 Ø 1,6 mm 1U 0046829 77 01 035 218 87 Ø 1,8 mm 2U 	On demand 77 00 743 952 	0246804 77 00 853 496 	0246804 77 00 853 496 	On demand 77 00 869 768   On demand 77 00 860 898 	9056005 77 00 737 124 (8x) 1656040 8x 77 00 737 124 8x11/14x10	On demand 77 00 719 274 50x68x10 A RD MVQ On demand 77 00 866 876 90x110x11 A SL LD FPM 8446815 77 00 273 776 35x47x7 A RD MVQ										
2.1	J8S 760  65 kW (88 PS)	SAFRANE DT  11/93-07/96	97- PLANNED 77 01 461 765  95 - On demand 77 01 461 334 	0046824 77 01 034 507 87 Ø 1,75 mm 0046828 77 01 035 217 87 Ø 1,6 mm 1U 0046829 77 01 035 218 87 Ø 1,8 mm 2U 	On demand 77 00 743 952 	0246804 77 00 853 496 	0246804 77 00 853 496 	1920070 	9056005 77 00 737 124 (8x) 1656040 8x 77 00 737 124 8x11/14x10	On demand 77 00 719 274 50x68x10 A RD MVQ On demand 77 00 866 876 90x110x11 A SL LD FPM 8446815 77 00 273 776 35x47x7 A RD MVQ										
2.1	J8S 772 J8S 776  65 kW (88 PS)	ESPACE TD  01/91-10/96	97- PLANNED 77 01 461 765  95 - On demand 77 01 461 334 	0046824 77 01 034 507 87 Ø 1,75 mm 0046828 77 01 035 217 87 Ø 1,6 mm 1U 0046829 77 01 035 218 87 Ø 1,8 mm 2U 	On demand 77 00 662 455 	0246804 77 00 853 496 	0246804 77 00 853 496 	On demand 77 00 869 768   On demand 77 00 860 898 	9056005 77 00 737 124 (8x) 1656040 8x 77 00 737 124 8x11/14x10	On demand 77 00 719 274 50x68x10 A RD MVQ On demand 77 00 866 876 90x110x11 A SL LD FPM 8446815 77 00 273 776 35x47x7 A RD MVQ										






























RENAULT											
CC	ENGINE	MODEL / YEAR									
D I E S E L	2.2 G8T 714	ESPACE D	<b>9846830</b> 77 01 469 762	<b>0046836</b> 77 00 872 860 88,1 Ø 1,8 mm		<b>On demand</b> 77 00 858 850	<b>0246815</b> 77 00 858 736	<b>0346815</b> 77 00 858 735	<b>1046814</b> 77 00 857 225	<b>9056004</b> 77 00 736 465 (12x) <b>1656010</b> 12x 77 00 736 465 7x10/13,5x10	<b>On demand</b> 77 00 857 118 46x59x7 A SL RD FPM <b>8142650</b> 77 00 859 266 93x108x7 A SL LD FPM <b>On demand</b> 77 00 102 699 33x43x7 A SL RD FPM <b>On demand</b> 77 00 857 117 33x44x7 A SL LD FPM
	G8T 716	ESPACE TD 12V									
	G8T 740	LAGUNA DTI									
	G8T 760	SAFRANE DT									
	83-84 kW (113-114 PS)	03/96-03/01	 <b>95 - On demand</b> 77 01 468 385 +77 00 857 225								
D I E S E L	2.2 G9T 600	ESPACE DCI	<b>9742696</b> 77 01 477 813	<b>0046871*</b> 82 00 406 740 88 Ø MLS 1,24 mm		<b>9142650</b> 77 01 472 450	<b>0246871</b> 77 01 472 449	<b>0346871</b> 82 00 459 643	<b>1046814</b> 77 00 857 225	<b>9042601</b> 96 11 390 880 (16x) <b>1642657</b> 16x 77 00 109 840 6x8,5/10x12	<b>8446805*</b> 77 00 103 945 60x75x7 A SL RD ACM FPM <b>On demand</b> 77 00 103 946 70x85x7 A SL RD ACM FPM <b>8142650</b> 77 00 859 266 93x108x7 A SL LD FPM <b>8446811</b> 77 00 101 348 30x42x7 A SL RD FPM
	G9T 605	LAGUNA DCI									
	G9T 606	MASTER DCI									
	G9T 607	VEL SATIS DCI									
	G9T 642		09/00→								
	G9T 645										
	G9T 700										
	G9T 702										
	G9T 703										
	G9T 704										
	G9T 706										
	G9T 707										
	G9T 722			<b>9542661</b>			<b>9442661</b> 77 01 472 449 4x				
G9T 742											
G9T 743											
G9T 750											
	66-110 kW (90-150 PS)										
D I E S E L	2.2 J7T	ESPACE MASTER TRAFIC	<b>9946810</b> 77 01 460 132 + 77 01 464 133	<b>0046813</b> 77 00 720 788							
	67-91 kW (91-124 PS)	08/80→07/98									

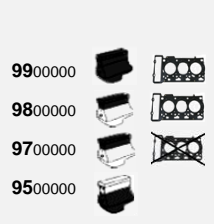

















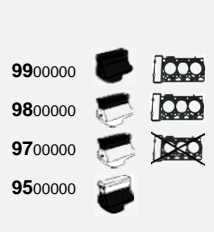
















RENAULT 			9900000  9800000  9700000  9500000 							1600000  9000000 	A  RD B  LD AB  LD SL  WD 
CC	ENGINE	MODEL / YEAR									
2.2 D I E S E L	G9T 710 G9T 712 G9T 720  66-110 kW (90-150 PS)	AVANTIME DCI ESPACE DCI MASTER DCI  07/00→	<b>9742696</b> 77 01 477 813   <b>9542661</b> 	<b>0046871*</b> 82 00 406 740 88 Ø MLS 1,24 mm Eng.010209→  		<b>9142650</b> 77 01 472 450  	<b>0246871</b> 77 01 472 449   <b>9442661</b> 77 01 472 449 4x  	<b>0346871</b> 82 00 459 643  	<b>1046814</b> 77 00 857 225  	<b>9042601</b> 96 11 390 880 (16x) <b>1642657</b> 16x 77 00 109 840 6x8,5/10x12	<b>8446805*</b> 77 00 103 945 60x75x7 A SL RD ACM FPM <b>On demand</b> 77 00 103 946 70x85x7 A SL RD ACM FPM <b>8142650</b> 77 00 859 266 93x108x7 A SL LD FPM <b>8446811</b> 77 00 101 348 30x42x7 A SL RD FPM
2.3 D I E S L	M9T 670 672 M9T 676 678 M9T 680 686 M9T 690 692 M9T 694 696 M9T 698 M9T 870 880 M9T 890 896 M9T 898  74-110 kW (101-150 PS)	MASTER MASTER DCI MASTER III BusdCi 150  02/10→	<b>98 - PLANNED</b> 77 01 479 334 +82 00 805 657  <b>9546801</b> 77 01 477 452 +77 01 476 858  	<b>0046820</b> 11 04 420 17R 85,8 Ø MLS 1,15 mm  		<b>9146805</b> 77 01 479 111  	<b>0246861</b> 82 00 363 223  	<b>On demand</b> 82 00 723 473  	<b>1920070</b>  	<b>90 - PLANNED</b> 82 00 496 321 (16x)  <b>1642601</b> 16x 82 00 496 321 6x9/11,5x9,5	<b>8142648</b> 77 01 476 858 50x81x11,5 RD PTFE ACM <b>8146802</b>  77 01 476 859 PTFE
2.3 D I E S L	M9T 700 M9T 702 M9T 704 M9T 706 M9T 716  100 kW (136 PS)	MASTER III Box dCI	<b>97 - PLANNED</b> 44 23 750 95 519 166	<b>PLANNED</b> 44 23 599 Eng.→M9T700 →07/15   86,0 Ø MLS 2,10 mm <b>PLANNED</b> 699 016 11 00 86,0 Ø MLS 08/15→ Eng.M9T702→  		<b>PLANNED</b> 699 016 05 00  	<b>PLANNED</b> 699 091 00 00  	<b>PLANNED</b> 95524170 4x  	<b>1920070</b>  	<b>90 - PLANNED</b> 46470334 (16x) <b>1642601</b> 16x 46470334 6x9/11,5x9,5	<b>8142648</b> 77 01 476 858 50x81x11,5 RD PTFE ACM <b>8146802</b>  77 01 476 859 PTFE

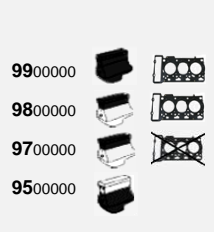








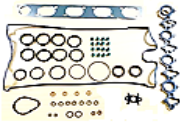

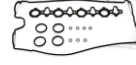



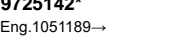







RENAULT											
CC	ENGINE	MODEL / YEAR									
2.4	N7U 700 N7U 701  121 kW (165 PS)	SAFRANE 20V  07/96-12/00	<b>9855592</b> 74 38 610 024  <b>95 - On demand</b> 74 38 610 025 	<b>0055551</b> 84,5 Ø 		<b>7755582</b> 4x 74 31 397 525 	<b>0255572</b> 74 39 146 266 	<b>9455530</b> 74 39 146 313 (5x)  <b>3055574</b>  9135122 	<b>1920070</b> 	<b>On demand</b> 77 00 736 465 (20x) <b>1656010</b> 20x 77 00 736 465 7x10/13,5x10	<b>8455539</b> 77 01 043 299 35x47x5,6 A SL RD FPM <b>8455577</b> 98x110x8,5 A SL LD FPM <b>8455570</b> 74 36 842 272 45x57x7 A SL RD MVQ <b>8455542</b> 74 39 443 310 30x47x7 A SL LD NBR
2.4	DI E S E L  58U 730  52 kW (71 PS)	MASTER D  07/83-08/86	<b>97 - PLANNED</b> 77 01 203 210 Eng.566732→ Eng.→1051188  <b>97 - On demand</b> 5892434 Eng.→566731  <b>9725142*</b> Eng.1051189→  <b>95 - PLANNED</b>	<b>0025179*</b> 77 01 038 871 94,7/95 Ø 1,9 mm 10 mm 		<b>1525130</b> 77 01 031 953 Eng.566732→ Eng.→1051188  <b>1525140</b> 77 01 031 953 Eng.→566731  <b>1525133</b> 50 01 846 751 Eng.1051189→ 	<b>0225120</b> 4x 77 00 034 967 	<b>0325115</b> 4x 77 01 035 824 	<b>1025111</b> 77 01 043 496 	<b>9026504</b> <b>1626523</b> 8x 8x12/15,5x9,5	<b>8025101</b> 50 01 000 786 70x90x10 A SL RD FPM <b>On demand</b> 77 01 035 019 90x115x13 A SL LD FPM

RENAULT																				
CC	ENGINE	MODEL / YEAR																		
2.4	S8U 730	MASTER D	<b>97 - PLANNED</b> 77 01 203 210 Eng.566732→ Eng.→1051188		<b>0046854</b> 77 01 038 393 95,2 Ø 1,65 mm <b>0046855</b> 77 01 035 661 95,2 Ø 1,7 mm <b>0046856</b> 95,2 Ø 1,8 mm				<b>1525130</b> 77 01 031 953 Eng.566732→ Eng.→1051188		<b>0225120</b> 4x 77 00 034 967		<b>0325115</b> 4x 77 01 035 824		<b>1025111</b> 77 01 043 496		<b>9026504</b> <b>1626523</b> 8x 8x12/15,5x9,5		<b>8025101</b> 50 01 000 786 70x90x10 A SL RD FPM On demand 77 01 035 019 90x115x13 A SL LD FPM	
D I E S E L	52 kW (71 PS)	08/93-02/98	<b>97 - On demand</b> 5892434 Eng.→566731						<b>1525140</b> 77 01 031 953 Eng.→566731											
			<b>9725142*</b> Eng.1051189→						<b>1525133</b> 50 01 846 751 Eng.1051189→											
			<b>95 - PLANNED</b>																	

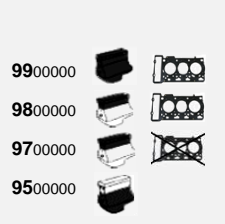





















RENAULT 			9900000   9800000   9700000   9500000 							1600000  9000000 	A  RD B  LD AB  LD SL  WD  WD
CC	ENGINE	MODEL / YEAR									
2.4	S8U 730	MASTER D	<b>97 - PLANNED</b> 77 01 203 210 Eng.566732→ Eng.→1051188	<b>0025179*</b> 77 01 038 871 94,7/95 Ø 1,9 mm 10 mm →12/88  <b>0046854</b> 77 01 038 393 95,2 Ø 1,65 mm 01/89→ <b>0046855</b> 77 01 035 661 95,2 Ø 1,7 mm 01/89→ <b>0046856</b> 95,2 Ø 1,8 mm 01/89→ 		<b>1525130</b> 77 01 031 953 Eng.566732→ Eng.→1051188  <b>1525140</b> 77 01 031 953 Eng.→566731  <b>1525133</b> 50 01 846 751 Eng.1051189→ 	<b>0225120</b> 4x 77 00 034 967 	<b>0325115</b> 4x 77 01 035 824 	<b>1025111</b> 77 01 043 496 	<b>9026504</b> <b>1626523</b> 8x 8x12/15,5x9,5	<b>8025101</b> 50 01 000 786 70x90x10 A SL RD FPM On demand 77 01 035 019 90x115x13 A SL LD FPM
	D I E S E L	53 kW (72 PS)  09/86-12/92	97 - On demand 5892434 Eng.→566731  9725142* Eng.1051189→  95 - PLANNED								







































RENAULT																				
CC	ENGINE	MODEL / YEAR																		
2.4	S8U 731	MASTER D	<b>97 - PLANNED</b> 77 01 203 210 Eng.566732→ Eng.→1051188  97 - On demand 5892434 Eng.→566731  9725142* Eng.1051189→  95 - PLANNED	<b>0025179*</b> 77 01 038 871 94,7/95 Ø 1,9 mm 10 mm  	<b>1525130</b> 77 01 031 953 Eng.566732→ Eng.→1051188  <b>1525140</b> 77 01 031 953 Eng.→566731  <b>1525133</b> 50 01 846 751 Eng.1051189→ 	<b>0225120</b> 4x 77 00 034 967 	<b>0325115</b> 4x 77 01 035 824 	<b>1025111</b> 77 01 043 496 	<b>9026504</b> 8x <b>1626523</b> 8x12/15,5x9,5	<b>8025101</b> 50 01 000 786 70x90x10 A SL RD FPM On demand 77 01 035 019 90x115x13 A SL LD FPM On demand 77 01 035 740 55x70x8 A SL RD FPM										

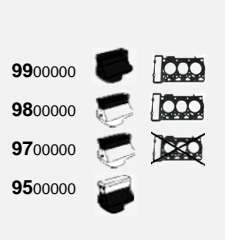
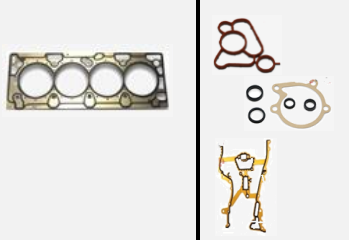




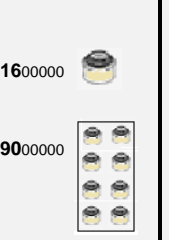
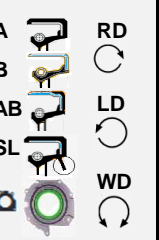





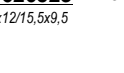






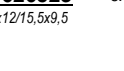






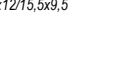
RENAULT																					
CC	ENGINE	MODEL / YEAR																			
2.4	S8U 731	MASTER D	<b>97 - PLANNED</b> 77 01 203 210 Eng.566732→ Eng.→1051188	<b>0025179*</b> 77 01 038 871 94,7/95 Ø 1,9 mm 10 mm →12/88 	<b>1525130</b> 77 01 031 953 Eng.566732→ Eng.→1051188 	<b>0225120</b> 4x 77 00 034 967 	<b>0325115</b> 4x 77 01 035 824 	<b>1025111</b> 77 01 043 496 	<b>9026504</b> 8x <b>1626523</b> 8x12/15,5x9,5	<b>8025101</b> 50 01 000 786 70x90x10 A SL RD FPM <b>On demand</b> 77 01 035 019 90x115x13 A SL LD FPM <b>On demand</b> 77 01 035 740 55x70x8 A SL RD FPM											
D I E S E L	53 kW (72 PS)	09/86-10/89	<b>97 - On demand</b> 5892434 Eng.→566731	<b>0046854</b> 77 01 038 393 95,2 Ø 1,65 mm 01/89→ <b>0046855</b> 77 01 035 661 95,2 Ø 1,7 mm 01/89→ <b>0046856</b> 95,2 Ø 1,8 mm 01/89→ 	<b>1525140</b> 77 01 031 953 Eng.→566731 	<b>1525133</b> 50 01 846 751 Eng.1051189→ 															
			<b>9725142*</b> Eng.1051189→																		
			<b>95 - PLANNED</b>																		




































RENAULT																				
CC	ENGINE	MODEL / YEAR																		
2.5	G9U 630 G9U 632 G9U 650 G9U 720 G9U 724 G9U 730 G9U 750 G9U 754	MASTER DCI TRAFIC TRAFIC DCI TRAFIC Dti TRAFIC 2.5 DCI  03/01→	<b>9742696</b> 77 01 477 813	<b>0046806</b> 82 00 406 743 90 Ø 1,2 mm <b>0046807</b> 90 Ø 1,5 mm	MLS  MLS			<b>9142650</b> 77 01 472 450		<b>0246871</b> 77 01 472 449		<b>0346871</b> 82 00 459 643		<b>1046814</b> 77 00 857 225		<b>9042601</b> 96 11 390 880 (16x) <b>1642657</b> 16x 77 00 109 840 6x8,5/10x12	<b>8446805*</b> 77 00 103 945 60x75x7 A SL RD ACM FPM <b>On demand</b> 77 00 103 946 70x85x7 A SL RD ACM FPM <b>8142650</b> 77 00 859 266 93x108x7 A SL LD FPM <b>8446811</b> 77 00 101 348 30x42x7 A SL RD FPM			
2.5	S8U 720 S8U 722  51 kW (69 PS)	TRAFIC D  05/89-03/01	<b>97 - PLANNED</b> 77 01 203 210 Eng.566732→ Eng.→1051188  <b>97 - On demand</b> 5892434 Eng.→566731  <b>9725142*</b> Eng.1051189→  <b>95 - PLANNED</b>	<b>0046854</b> 77 01 038 393 95,2 Ø 1,65 mm 01/89→ <b>0046855</b> 77 01 035 661 95,2 Ø 1,7 mm 01/89→ <b>0046856</b> 95,2 Ø 1,8 mm 01/89→				<b>1525130</b> 77 01 031 953 Eng.566732→ Eng.→1051188  <b>1525140</b> 77 01 031 953 Eng.→566731  <b>1525133</b> 50 01 846 751 Eng.1051189→	  	<b>0225120</b> 4x 77 00 034 967		<b>0325115</b> 4x 77 01 035 824		<b>1025111</b> 77 01 043 496		<b>9026504</b> <b>1626523</b> 8x 8x12/15,5x9,5	<b>8025101</b> 50 01 000 786 70x90x10 A SL RD FPM <b>On demand</b> 77 01 035 019 90x115x13 A SL LD FPM <b>On demand</b> 77 01 035 740 55x70x8 A SL RD FPM			






































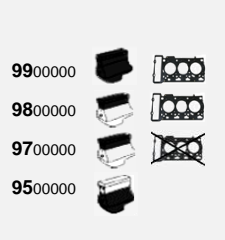







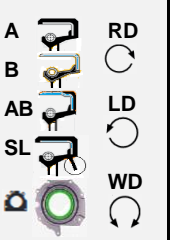

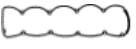









RENAULT											
CC	ENGINE	MODEL / YEAR									
2.5 D I E S E L	S8U 720	MASTER D	<b>97 - PLANNED</b>	<b>0025179*</b>		<b>1525130</b>	<b>0225120</b> 4x	<b>0325115</b> 4x	<b>1025111</b>	<b>9026504</b>	<b>8025101</b>
	S8U 722 S8U 731 51-52 kW (69-71 PS)	TRAFIC D 03/80-07/98	77 01 203 210 Eng.566732→ Eng.→1051188  <b>97 - On demand</b> 5892434 Eng.→566731  <b>9725142*</b> Eng.1051189→  <b>95 - PLANNED</b>	77 01 038 871 94,7/95 Ø 1,9 mm 10 mm →12/88  <b>0046854</b> 77 01 038 393 95,2 Ø 1,65 mm 01/89→ <b>0046855</b> 77 01 035 661 95,2 Ø 1,7 mm 01/89→ <b>0046856</b> 95,2 Ø 1,8 mm 01/89→ 	77 01 031 953 Eng.566732→ Eng.→1051188  <b>1525140</b> 77 01 031 953 Eng.→566731  <b>1525133</b> 50 01 846 751 Eng.1051189→ 	77 00 034 967 	77 01 035 824 	77 01 043 496 	<b>1626523</b> 8x 8x12/15,5x9,5	50 01 000 786 70x90x10 A SL RD FPM <b>On demand</b> 77 01 035 019 90x115x13 A SL LD FPM <b>On demand</b> 77 01 035 740 55x70x8 A SL RD FPM	
2.5 D I E S E L	S8U 742	MASTER D	<b>97 - PLANNED</b>	<b>0046854</b>		<b>1525130</b>	<b>0225120</b> 4x	<b>0325115</b> 4x	<b>1025111</b>	<b>9026504</b>	<b>8025101</b>
	55 kW (75 PS)	07/80-10/89	77 01 203 210  <b>95 - PLANNED</b>	77 01 038 393 95,2 Ø 1,65 mm <b>0046855</b> 77 01 035 661 95,2 Ø 1,7 mm 01/89→ <b>0046856</b> 95,2 Ø 1,8 mm 01/89→ 	77 01 031 953 	77 00 034 967 	77 01 035 824 	77 01 043 496 	<b>1626523</b> 8x 8x12/15,5x9,5	50 01 000 786 70x90x10 A SL RD FPM <b>On demand</b> 77 01 035 019 90x115x13 A SL LD FPM <b>On demand</b> 77 01 035 740 55x70x8 A SL RD FPM	









































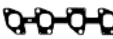
RENAULT 			9900000  9800000  9700000  9500000 							1600000  9000000 	A  RD B  LD AB  LD SL  WD  WD
CC	ENGINE	MODEL / YEAR									
2.5 D I E S E L	S8U 742	MASTER D	<b>97 - PLANNED</b> 77 01 203 210  <b>95 - PLANNED</b> →09/90  <b>95 - On demand</b> 10/90→	<b>0046854</b> 77 01 038 393 95,2 Ø 1,65 mm 01/89→ <b>0046855</b> 77 01 035 661 95,2 Ø 1,7 mm 01/89→ <b>0046856</b> 95,2 Ø 1,8 mm 01/89→ 		<b>1525130</b> 77 01 031 953 	<b>0225120</b> 4x 77 00 034 967 	<b>0325115</b> 4x 77 01 035 824 	<b>1025111</b> 77 01 043 496 	<b>9026504</b>  <b>1626523</b> 8x 8x12/15,5x9,5	<b>8025101</b> 50 01 000 786 A SL RD FPM <b>On demand</b> 77 01 035 019 90x115x13 A SL LD FPM →09/90 <b>On demand</b> 100x118x12 AB SL LD MVQ 10/90→ <b>On demand</b> 77 01 035 740 55x70x8 A SL RD FPM
	S8U 748	TRAFIC									
	S8U 750	TRAFIC D									
	S8U 752										
	S8U 758	03/89→									
	55-56 kW (75-76 PS)										
2.5 D I E S E L	S8U 758	TRAFIC TRAFIC D	<b>97 - PLANNED</b> 77 01 203 210  <b>95 - On demand</b>	<b>0046854</b> 77 01 038 393 95,2 Ø 1,65 mm <b>0046855</b> 77 01 035 661 95,2 Ø 1,7 mm <b>0046856</b> 95,2 Ø 1,8 mm 		<b>1525130</b> 77 01 031 953 	<b>0225120</b> 4x 77 00 034 967 	<b>0325115</b> 4x 77 01 035 824 	<b>1025111</b> 77 01 043 496 	<b>9026504</b>  <b>1626523</b> 8x 8x12/15,5x9,5	<b>8025101</b> 50 01 000 786 70x90x10 A SL RD FPM <b>On demand</b> 100x118x12 AB SL LD MVQ <b>On demand</b> 77 01 035 740 55x70x8 A SL RD FPM
		55-58 kW (75-79 PS)									
2.5 D I E S E L	S8U 770	MASTER D	<b>9746804*</b>	<b>0046854</b> 77 01 038 393 95,2 Ø 1,65 mm <b>0046855</b> 95,2 Ø 1,7 mm <b>0046856</b> 95,2 Ø 1,8 mm 		<b>1525133</b> 50 01 846 751 Eng.1051189→ 	<b>0225120</b> 4x 77 00 034 967 	<b>0325115</b> 4x 77 01 035 824 	<b>1025111</b> 77 01 043 496 	<b>9026504</b>  <b>1626523</b> 8x 8x12/15,5x9,5	<b>8125101</b>  FPM <b>8025101</b> 50 01 000 786 70x90x10 A SL RD FPM <b>8125102</b>  FPM <b>On demand</b> 77 01 035 740 55x70x8 A SL RD FPM
		59 kW (80 PS)									

RENAULT																		
CC	ENGINE	MODEL / YEAR																
2.5	S8U 780 S8U 782  55 kW (75 PS)	TRAFIC D  05/98→		<b>0046854</b> 77 01 038 393 95,2 Ø 1,65 mm <b>0046855</b> 95,2 Ø 1,7 mm <b>0046856</b> 95,2 Ø 1,8 mm 		<b>1525133</b> 50 01 846 751 Eng.1051189→ 	<b>0225120</b> 4x 77 00 034 967 	<b>0325115</b> 4x 77 01 035 824 	<b>1025111</b> 77 01 043 496 	<b>9026504</b>  <b>1626523</b> 8x 8x12/15,5x9,5 	<b>8025101</b> 50 01 000 786 70x90x10 A SL RD FPM <b>On demand</b> 77 01 035 740 55x70x8 A SL RD FPM							
2.5	S9U 700 S9U 704 8140.07 8140.27 8140.47  55-85 kW (75-116 PS)		<b>97 - PLANNED</b> 77 01 205 185   <b>95 - On demand</b>	<b>0025187</b> 1,2 mm <b>0025188</b> 77 01 043 276 1,4 mm <b>0025176*</b> 77 01 043 277 1,5 mm 2U 13 mm 		<b>1525130</b> 77 01 031 953 	<b>0225120</b> 4x 77 00 034 967 	<b>0325115</b> 4x 77 01 035 824  <b>PLANNED</b> 	<b>1025111</b> 77 01 043 496 	<b>9026504</b>  <b>1626523</b> 8x 8x12/15,5x9,5 	<b>8025101</b> 50 01 000 786 70x90x10 A SL RD FPM <b>On demand</b> 77 01 035 740 55x70x8 A SL RD FPM							
2.5	S9U 702 8140.27.2580  69-72 kW (94-98 PS)	MASTER DT MASTER TD  08/89-07/98	<b>97 - PLANNED</b> 77 01 205 185 Eng.→1815309   <b>9725142*</b> Eng.1815310→   <b>95 - On demand</b>	<b>0025187</b> 1,2 mm <b>0025188</b> 77 01 043 276 1,4 mm <b>0025176*</b> 77 01 043 277 1,5 mm 2U 13 mm 		<b>1525130</b> 77 01 031 953 Eng.→1815309   <b>1525133</b> 50 01 846 751 Eng.1815310→ 	<b>0225120</b> 4x 77 00 034 967 	<b>0325115</b> 4x 77 01 035 824 	<b>1025111</b> 77 01 043 496 	<b>9026504</b>  <b>1626523</b> 8x 8x12/15,5x9,5 	<b>8025101</b> 50 01 000 786 70x90x10 A SL RD FPM <b>On demand</b> 77 01 035 740 55x70x8 A SL RD FPM Eng.→1815309							

RENAULT 			9900000  9800000  9700000  9500000 						1600000  9000000   	A  B  AB  SL   	RD  LD  WD   
CC	ENGINE	MODEL / YEAR									
D I E S E L	2.5 S9U 714 S9U 740	MASTER DT MASTER TD	9725142*	0025187 1,2 mm 0025188 77 01 043 276 1,4 mm 0025176* 77 01 043 277 1,5 mm 2U 13 mm 	1525133 50 01 846 751 	0225120 4x 77 00 034 967 	0325115 4x 77 01 035 824 	1025111 77 01 043 496 	9026504 1626523 8x 8x12/15,5x9,5	8025101 50 01 000 786 70x90x10 A SL RD FPM On demand 77 01 035 740 55x70x8 A SL RD FPM	
	69-70 kW (94-95 PS)	08/89-07/98	95 - On demand								
D I E S E L	2.5 8140.27.2500 8140.27.2510	MASTER TD	97 - PLANNED 77 01 205 185	0025187 1,2 mm 0025188 77 01 043 276 1,4 mm 0025176* 77 01 043 277 1,5 mm 2U 13 mm 	1525130 77 01 031 953 	0225120 4x 77 00 034 967 	0325115 4x 77 01 035 824 PLANNED 	1025111 77 01 043 496 	9026504 1626523 8x 8x12/15,5x9,5	8025101 50 01 000 786 70x90x10 A SL RD FPM On demand 77 01 035 019 90x115x13 A SL LD FPM On demand 100x118x10 AB SL LD FPM On demand 77 01 035 740 55x70x8 A SL RD FPM	
	69 kW (94 PS)	08/89-07/98									

RENAULT 			       							 	    
CC	ENGINE	MODEL / YEAR									
2.5	8140.61.2300	MASTER D	<b>97 - PLANNED</b> 77 01 203 210 →12/88  <b>97 - On demand</b> 01/89→  <b>95 - PLANNED</b>	<b>0025179*</b> 77 01 038 871 94,7/95 Ø 1,9 mm 10 mm →12/88   <b>0046854</b> 77 01 038 393 95,2 Ø 1,65 mm <b>0046855</b> 95,2 Ø 1,7 mm <b>0046856</b> 95,2 Ø 1,8 mm 01/89→  		<b>1525130</b> 77 01 031 953  	<b>0225120</b> 4x 77 00 034 967  	<b>0325115</b> 4x 77 01 035 824  	<b>1025111</b> 77 01 043 496  	<b>9026504</b>  <b>1626523</b> 8x 8x12/15,5x9,5	<b>8025101</b> 50 01 000 786 A SL RD FPM <b>On demand</b> 77 01 035 019 90x115x13 A SL LD FPM <b>On demand</b> 77 01 035 740 55x70x8 A SL RD FPM
2.5	8140.61.240	TRAFIC D	<b>97 - On demand</b> 5892434 Eng.→1051188  <b>97 - PLANNED</b> 77 01 203 210 Eng.1051189→  <b>95 - On demand</b>	<b>0025179*</b> 77 01 038 871 94,7/95 Ø 1,9 mm 10 mm →12/88   <b>0046854</b> 77 01 038 393 95,2 Ø 1,65 mm <b>0046855</b> 95,2 Ø 1,7 mm <b>0046856</b> 95,2 Ø 1,8 mm 01/89→  		<b>1525140</b> 77 01 031 953 Eng.→1051188   <b>1525130</b> 77 01 031 953 Eng.1051189→  	<b>0225120</b> 4x 77 00 034 967  	<b>0325115</b> 4x 77 01 035 824  	<b>1025111</b> 77 01 043 496  	<b>9026504</b>  <b>1626523</b> 8x 8x12/15,5x9,5	<b>8025101</b> 50 01 000 786 A SL RD FPM <b>On demand</b> 77 01 035 019 90x115x13 A SL LD FPM <b>On demand</b> 77 01 035 740 55x70x8 A SL RD FPM

RENAULT																				
CC	ENGINE	MODEL / YEAR																		
2.5	8140.61.240	TRAFIC D	<p><b>97 - On demand</b></p> <p>5892434 Eng.→1051188</p> <p><b>97 - PLANNED</b> 77 01 203 210 Eng.1051189→</p> <p><b>95 - On demand</b></p>	<p><b>0046854</b> 77 01 038 393 95,2 Ø 1,65 mm</p> <p><b>0046855</b> 95,2 Ø 1,7 mm</p> <p><b>0046856</b> 95,2 Ø 1,8 mm</p> 		<p><b>1525140</b> 77 01 031 953 Eng.→1051188</p>  <p><b>1525130</b> 77 01 031 953 Eng.1051189→</p> 	<p><b>0225120</b> 4x 77 00 034 967</p> 	<p><b>0325115</b> 4x 77 01 035 824</p> 	<p><b>1025111</b> 77 01 043 496</p> 	<p><b>9026504</b> 8x <b>1626523</b> 8x12/15,5x9,5</p>	<p><b>8025101</b> 50 01 000 786 70x90x10 A SL RD FPM <b>On demand</b> 77 01 035 019 90x115x13 A SL LD FPM <b>On demand</b> 77 01 035 740 55x70x8 A SL RD FPM</p>									
2.5	8140.67.2500 8140.67.2510 8140.67.2550 8140.67.2580	MASTER D TRAFIC D	<p><b>97 - On demand</b></p> <p><b>95 - On demand</b></p>	<p><b>0046854</b> 77 01 038 393 95,2 Ø 1,65 mm</p> <p><b>0046855</b> 95,2 Ø 1,7 mm</p> <p><b>0046856</b> 95,2 Ø 1,8 mm</p> 		<p><b>1525133</b> 50 01 846 751</p> 	<p><b>0225120</b> 4x 77 00 034 967</p> 	<p><b>0325115</b> 4x 77 01 035 824</p> 	<p><b>1025111</b> 77 01 043 496</p> 	<p><b>9026504</b> 8x <b>1626523</b> 8x12/15,5x9,5</p>	<p><b>8025101</b> 50 01 000 786 70x90x10 A SL RD FPM <b>On demand</b> 77 01 035 019 90x115x13 A SL LD FPM <b>On demand</b> 77 01 035 740 55x70x8 A SL RD FPM</p>									

RENAULT 			9900000  9800000  9700000  9500000 		 		 	 		1600000  9000000   	A  RD B  LD AB  LD SL  WD  WD
CC	ENGINE	MODEL / YEAR									
D I E S E L	2.8 S9W 700 S9W 702	MASTER DTI 07/98→	9925103*   9725143* 77 01 206 362	<b>PLANNED</b> 77 01 044 225 1,3 mm <b>0025164</b> 77 01 044 226 1,4 mm <b>0025165</b> 77 01 044 227 1,5 mm 		<b>1525133</b> 50 01 846 751 	<b>0225120</b> 4x 77 00 034 967 	<b>0325115</b> 4x 77 01 035 824 	<b>1025119*</b> Rubber   <b>1025117</b> 77 01 046 424 	<b>9026504</b>  <b>1626523</b> 8x 8x12/15,5x9,5	On demand 77 01 042 340 50x70x10 RD NBR <b>8125102</b>  FPM On demand 77 01 035 740 55x70x8 A SL RD FPM
	3.0	ZD3 A 604 ZD3 600	MASTER DCI 06/05→	9946801* 77 01 058 179   9746802* 77 01 475 738	<b>PLANNED</b> 77 01 058 029 97 Ø           MLS 0,65 mm       1U <b>PLANNED</b> 77 01 058 030 97 Ø           MLS 0,7 mm         2U 		<b>1546807</b> 77 01 057 897 	<b>0242633</b> 77 01 057 927 	<b>0342633*</b> 77 01 059 057 	90 - On demand 77 01 064 021 (16x) <b>1622410</b> 16x 77 01 064 021 6x11/14x11,5	On demand 77 01 058 087 52x66x7 FPM <b>PLANNED</b> 77 01 058 047 
3.0	ZD3 200 ZD3 202	MASTER DCI 10/03→	9746802* 77 01 475 738  95 - On demand	<b>PLANNED</b> 77 01 058 029 97 Ø           MLS 0,65 mm       1U <b>PLANNED</b> 77 01 058 030 97 Ø           MLS 0,7 mm         2U 		<b>1546807</b> 77 01 057 897 	<b>0242633</b> 77 01 057 927 	<b>0342633*</b> 77 01 059 057 	90 - On demand 77 01 064 021 (16x) <b>1622410</b> 16x 77 01 064 021 6x11/14x11,5	On demand 77 01 058 087 52x66x7 FPM <b>PLANNED</b> 77 01 058 047 