



































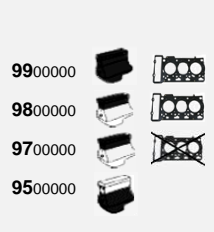







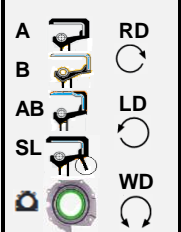
































































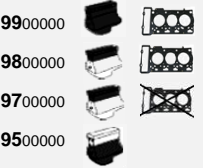






















































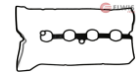









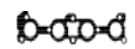






























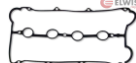





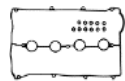




 <b>MAZDA</b>			9900000  9800000  9700000  9500000 		 					1600000  9000000 	A  RD B  LD AB  LD SL  WD 
CC	ENGINE	MODEL / YEAR									
1.2	CR12DE	MICRA II 16V MICRA III 16V  10/02-06/10	<b>9822475</b> 11042-AX02J 					<b>0322474</b> 14036-BC000 			
1.3	B3 (16V)  53-54 kW (72-73 PS)	121 323  11/90-03/96	<b>99 - On demand</b> 8CB6-10-271  <b>9837565</b> 8CB6-10-235 	<b>0037515</b> B3F2-10-271A 72,9 Ø 		<b>1537525</b> B366-10-235 B 	<b>On demand</b> B3C7-13-111 	<b>On demand</b> B3C7-13-460 	<b>On demand</b>  <b>1920070</b> 	<b>9052803</b> B660-10-155 (16x)  <b>1652824</b> B660-10-155 16x	<b>On demand</b> B3C7-10-602 36,5x50,5x7 <b>8437504</b> A SL RD MVQ BP05-11-312 83x100x9 A SL LD MVQ <b>8437508</b> B630-10-602 30x44x7 A SL RD NBR
1.3	B3 (16V)  54 kW (73 PS)	323  08/94-09/98	<b>99 - On demand</b> 8CB6-10-271 →12/96 <b>99 - On demand</b> 8DDJ-10-271A 01/97→ <b>9837565</b> 8CB6-10-235 →12/96   <b>98 - On demand</b> 01/97→	<b>0037515</b> B3F2-10-271A 72,9 Ø →12/96   <b>0037514</b> B31R-10-271 72,5 Ø 01/97→ MLS 		<b>1537525</b> B366-10-235 B 	<b>On demand</b> B3C7-13-111 	<b>On demand</b> B3C7-13-460 	<b>On demand</b> →12/96   <b>On demand</b> B6F4-10-427 +B6F4-10-428 01/97→  <b>1920070</b> 	<b>9052803</b> B660-10-155 (16x) →12/96 <b>90 - PLANNED</b> KL02-10-155 (16x) 01/97→  <b>1652824</b> B660-10-155 16x	<b>On demand</b> B3C7-10-602 36,5x50,5x7 A SL RD MVQ <b>8437504</b> BP05-11-312 83x100x9 A SL LD MVQ <b>8437508</b> B630-10-602 30x44x7 A SL RD NBR



























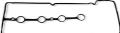










MAZDA																				
CC	ENGINE	MODEL / YEAR																		
1.3	DHF DHG  55 kW (75 PS)	121  03/96-04/03	<b>9726566</b> →11/99  <b>9826505</b> 12/99→   <b>95 - On demand</b> →11/99  <b>95 - On demand</b> 12/99→ 	<b>0026512</b> 1E05-10-271A 73 Ø MLS 1,25 mm →05/98  <b>0026586</b> 1E05-10-271C 73 Ø MLS 0,5 mm 06/98→ 	<b>1526577</b>  <b>1555585</b> C201-10-235 	<b>0226511</b> 2x 1 004 476 →11/99  <b>0226506</b> 4x C201-13-111 12/99→ 	<b>0326580</b> 1 072 066  <b>1920070</b> 12/99→ 	<b>PLANNED</b> 1E05-10-431 →11/99   <b>1920070</b> 12/99→ 	<b>9026501</b> C201-10-155 (8x) +C201-10-1F5 (8x) <b>1626511</b> 1 479 885 <b>1626512</b> 1 479 887	<b>8026510</b> C201-10-602 33x47x5 A SL RD FPM <b>On demand</b>  1 033 287 →11/99 <b>8126548</b>  C201-11-311 PTFE 12/99→ <b>8426566</b> 2x C201-10-231 38x52x6 A SL RD FPM										
1.3	FUJA  55 kW (75 PS)	DEMIO 2  02/03→	<b>9826585</b>   <b>95 - On demand</b>	<b>0026509</b> C201-10-235A 73 Ø MLS 	<b>1526577</b>  <b>1555585</b> C201-10-235 	<b>0255595</b> 4x C201-13-111 	<b>0326507</b> C601-13-460 →11/03  <b>0355525</b> 1 326 381 11/03→ 	<b>1920070</b> 	<b>9026501</b> C201-10-155 (8x) +C201-10-1F5 (8x) <b>1626511</b> 1 479 885 <b>1626512</b> 1 479 887	<b>8026510</b> C201-10-602 33x47x5 A SL RD FPM <b>8126548</b>  C201-11-311 PTFE <b>8426566</b> 2x C201-10-231 38x52x6 A SL RD FPM										

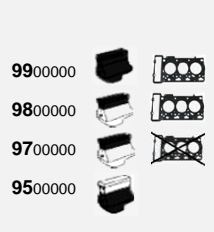




























 <b>MAZDA</b>			9900000  9800000  9700000  9500000 							1600000  9000000 	A  RD B  LD AB  LD SL  LD WD  LD
CC	ENGINE	MODEL / YEAR									
1.3	<b>JJK</b> <b>JJM</b> <b>J4R</b> <b>J4T</b>  37-44 kW (50-60 PS)	<b>121</b>  03/96-04/03	<b>9826525</b>  <b>9526546</b>	<b>0026535</b> 1E03-10-271 75,5 Ø 1 mm  		<b>1526544</b> 1 000 438  	<b>0226502</b> 1E03-13-111B  	<b>On demand</b> 4x 7 126 483  	<b>9326552</b>   <b>PLANNED</b> 1E03-10-431  	<b>90 - On demand</b> 1E03-10-155 (8x) <b>1626525</b> 8x 1E03-10-155 7x11/14,5x9,5	<b>On demand</b> 1 031 223 36,5x52,3x8 A SL RD PTFE ACM <b>On demand</b> 1 669 260 79,38x95,25x11 A SL LD FPM
1.3	<b>ZI-VE</b>  62 kW (84 PS)	<b>2</b>  01/10-06/15	<b>99 - PLANNED</b> 8LB4-10-271B	<b>0037581</b> ZJ01-10-271A 76 Ø MLS  		<b>1537583</b> ZJ20-10-235  	<b>0237525</b> 4x Z6TM-13-111  	<b>0337581</b> Z668-13-460A  	<b>1920070</b>  	<b>9026503</b> L807-10-155 (8x) +LF01-10-1F5 (8x)	<b>8437503</b> FS01-10-602 42,5x54,5x6 A SL RD MVQ <b>8437504</b> BP05-11-312 83x100x9 A SL LD MVQ
1.4	<b>FXJA</b>  59 kW (80 PS)	<b>DEMIO</b> <b>2</b>  02/03→	<b>9826501</b>    <b>95 - PLANNED</b>	<b>0026513</b> C401-10-271 77 Ø MLS  		<b>1526577</b>    <b>1555585</b> C201-10-235  	<b>0255595</b> 4x C201-13-111  	<b>0326507</b> C601-13-460 →11/03    <b>0355525</b> 1 326 381 11/03→  	<b>1920070</b>  	<b>9026501</b> C201-10-155 (8x) +C201-10-1F5 (8x)  <b>1626511</b> 1 479 885  <b>1626512</b> 1 479 887	<b>8026510</b> C201-10-602 33x47x5 A SL RD FPM <b>8126548</b>  C201-11-311 PTFE <b>8426566</b> 2x C201-10-231 38x52x6 A SL RD FPM

 <b>MAZDA</b>			 9900000  9800000  9700000  9500000							 1600000  9000000	A  RD B  LD AB  LD SL  WD  WD	
CC	ENGINE	MODEL / YEAR										
1.4	F6JA F6JB Y404  50 kW (68 PS)	2  04/03→	<b>9726502</b>   <b>9526503</b> 	<b>0026573</b> Y401-10-271 75 Ø           MLS 1,25 mm       2U  <b>0026574*</b> Y401-10-272 75 Ø           MLS 1,3 mm       3U  <b>0026589</b> Y401-10-273 75 Ø           MLS 1,35 mm       1U  <b>0026596</b> Y401-10-274 75 Ø           MLS 1,4 mm       4U  <b>0026597</b> Y401-10-2H1 75 Ø           MLS 1,45 mm       5U 	<b>9226502</b> 55 355 619 	<b>9144259</b> Y401-10-235 +Y401-13-113 (4x) +Y401-10-219 (2x)   <b>1526511</b> Y401-10-235 	<b>0226587</b> 4x 1 148 106 	<b>0326510</b> 1 148 115 	1920070 	<b>9026507</b> Y401-10-155 (8x) <b>1626510</b> 8x Y401-10-155 5x9,5/17,5x23	<b>8426505</b> 1 142 359 40x55x6,4 A SL RD PTFE ACM <b>8056002</b> 1 142 360 85x105x8,8 A SL LD PTFE ACM <b>8444212</b> 1 145 953 27x47x7 A SL RD PTFE ACM	
1.4	ZJ-VE  55-63 kW (75-86 PS)	2  10/07-06/15	<b>99 - PLANNED</b> 8LB4-10-271B	<b>0037581</b> ZJ01-10-271A 76 Ø           MLS 		<b>1537583</b> ZJ20-10-235 	<b>0237525</b> 4x Z6TM-13-111 	<b>0337581</b> Z668-13-460A 	1920070 	<b>9026503</b> L807-10-155 (8x) +LF01-10-1F5 (8x)	<b>8437503</b> FS01-10-602 42,5x54,5x6 A SL RD MVQ <b>8437504</b> BP05-11-312 83x100x9 A SL LD MVQ	











































 <b>MAZDA</b>			9900000  9800000  9700000  9500000 		 					1600000  9000000 	A  RD B  LD AB  MVQ SL  MVQ  WD
CC	ENGINE	MODEL / YEAR									
1.4	ZI-VE  62 kW (84 PS)	3  10/03-06/09	<b>99 - On demand</b> 8LD1-10-271 →02/05  <b>99 - PLANNED</b> 8LB4-10-271B 03/05→	<b>0037581</b> ZJ01-10-271A 76 Ø MLS  		<b>1537580</b> ZJ01-10-235 →02/05  <b>1537583</b> ZJ20-10-235 03/05→	<b>0237525</b> 4x Z6TM-13-111  	<b>0337581</b> Z668-13-460A  	<b>1920070</b>  	<b>9026503</b> L807-10-155 (8x) +LF01-10-1F5 (8x)	<b>8437503</b> FS01-10-602 42,5x54,5x6 A SL RD MVQ <b>8437504</b> BP05-11-312 83x100x9 A SL LD MVQ
1.5	P5X0 - 2 - 4 - 5 P5XB - P5XC P5Y1 - 4 - 5 - 6 - 8 P5Z3 - 7 - 8 - 9  55-85 kW (90-115 PS)	2 2 SKYACTIVE - G 3 3 E SALOON  08/14 →		<b>0037502</b> P501-10-271A  		<b>1537504</b> P301-10-235  		<b>0337502</b> P302-13-460  			
1.5	ZY-DE ZY-VE ZY05 ZY66  75-82 kW (102-111 PS)	2  04/03→	<b>99 - On demand</b> 8LBU-10-271	<b>0037580</b> ZY01-10-271A 80 Ø MLS  		<b>1537583</b> ZJ20-10-235  	<b>0237525</b> 4x Z6TM-13-111  	<b>0337581</b> Z668-13-460A  	<b>1920070</b>  	<b>9026503</b> L807-10-155 (8x) +LF01-10-1F5 (8x) <b>1626515</b> 8x 1 206 655 5,5x11/18x25 <b>1626514</b> 8x 1 151 825 5,5x11/18x25	<b>8437503</b> FS01-10-602 42,5x54,5x6 A SL RD MVQ <b>8437504</b> BP05-11-312 83x100x9 A SL LD MVQ
1.5	Z5-DE  65 kW (88 PS)	323  07/94-09/98	<b>99 - On demand</b> 8EBC-10-271  <b>98 - On demand</b>	<b>On demand</b> Z501-10-271 76,5 Ø MLS  		<b>1537575</b> Z505-10-235A  	<b>On demand</b> Z501-13-111  	<b>On demand</b> Z501-13-460  	<b>1920070</b>   <b>1037517</b> 2x 	<b>90 - On demand</b> Z501-10-155 (8X) +Z501-10-1F5 (8X)	<b>On demand</b> B3C7-10-602 36,5x50,5x7 A SL RD MVQ <b>8437504</b> BP05-11-312 83x100x9 A SL LD MVQ <b>8437511</b> F801-10-602 34x48x7 A SL RD NBR



























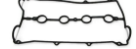







 <b>MAZDA</b>			9900000  9800000  9700000  9500000 							1600000  9000000 	A  B  AB  SL   RD  LD  WD 
CC	ENGINE	MODEL / YEAR									
1.6	<b>B6</b>  65-66 kW (88-90 PS)	<b>323</b>  08/89-10/94	<b>99 - On demand</b> 8CBY-10-271  <b>98 - On demand</b> 8CBY-10-235	<b>On demand</b> B64D-10-271A 79,5 Ø 1,3 mm  		<b>1537525</b> B366-10-235 B  	<b>On demand</b> B3C7-13-111  	<b>On demand</b> B3C7-13-460  	<b>On demand</b> B6F4-10-427 +B6F4-10-428   <b>1920070</b>  	<b>9052803</b> B660-10-155 (16x)  <b>1652824</b> B660-10-155 16x	<b>On demand</b> B3C7-10-602 36,5x50,5x7 A SL RD MVQ <b>8437504</b> BP05-11-312 83x100x9 A SL LD MVQ <b>8437508</b> B630-10-602 30x44x7 A SL RD NBR
1.6	<b>B6 (DOHC)</b> <b>B6D</b>  79 kW (107 PS)	<b>MX-3</b> <b>XEDOS</b>  01/94-10/99	<b>99 - On demand</b> 8DC3-10-271  <b>98 - On demand</b>	<b>0031010</b> B6DC-10-271 79,5 Ø  		<b>1531010</b> B6S7-10-235A  	<b>On demand</b> B69F-13-111  	<b>On demand</b> B6S7-13-460  	<b>On demand</b> B6F4-10-427 +B6F4-10-428   <b>1920070</b>  	<b>90 - On demand</b> KL02-10-155 (8x) +KL01-10-155 (8x)	<b>On demand</b> B3C7-10-602 36,5x50,5x7 A SL RD MVQ <b>8437504</b> BP05-11-312 83x100x9 A SL LD MVQ <b>8437511</b> F801-10-602 34x48x7 A SL RD NBR
1.6	<b>B6 Turbo</b>  103 kW (140 PS)	<b>323</b>  10/85-08/93	<b>99 - On demand</b> 8ABD-10-271  <b>98 - On demand</b> 8AB3-10-235	<b>0037517</b> B6F4-10-271 B 79,5 Ø  		<b>On demand</b> B660-10-235A  	<b>On demand</b> BJ01-13-111  		<b>On demand</b> B6F4-10-427 +B6F4-10-428 04/87→   <b>On demand</b> B630-10-431 A   <b>1920070</b> 04/87→  	<b>9052803</b> B660-10-155 (16x)  <b>1652824</b> B660-10-155 16x	<b>8437508</b> B630-10-602 30x44x7 A SL RD NBR <b>8437504</b> A SL RD MVQ BP05-11-312 83x100x9 A SL LD MVQ <b>8437511</b> F801-10-602 34x48x7 A SL RD NBR

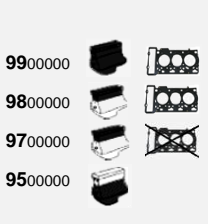










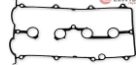














 			   		 		 	 		 	    	  
CC	ENGINE	MODEL / YEAR										
1.6	B6ZE Z6  77 kW (105 PS)	3  10/03-06/09	<b>99 - On demand</b> 8LB9-10-271 →02/05  <b>99 - On demand</b> 8LBU-10-271 03/05→	<b>0037580</b> ZY01-10-271A 80 Ø      MLS  		<b>1537580</b> ZJ01-10-235 →02/05  <b>1537583</b> ZJ20-10-235 03/05→ 	<b>0237525</b> 4x Z6TM-13-111  	<b>0337581</b> Z668-13-460A  	<b>1920070</b>  	<b>9026503</b> L807-10-155 (8x) +LF01-10-1F5 (8x) <b>1626515</b> 8x 1 206 655 5,5x11/18x25 <b>1626514</b> 8x 1 151 825 5,5x11/18x25	<b>8437503</b> FS01-10-602 42,5x54,5x6 A SL RD MVQ <b>8437504</b> BP05-11-312 83x100x9 A SL LD MVQ	
1.6	B64F 8AN1  66-85 kW (90-115 PS)	MX-5  05/90-04/98	<b>99 - On demand</b> 8DN1-10-271  <b>98 - PLANNED</b>	<b>0037517</b> B6F4-10-271 B 79,5 Ø  		<b>1537516</b> B61P-10-235B  	<b>On demand</b> B61-P13-111  	<b>On demand</b> B695-13-460  	<b>On demand</b> B6F4-10-427 +B6F4-10-428  <b>1920070</b>   	<b>90 - On demand</b> KL02-10-155 (8x) +KL01-10-155 (8x)	<b>On demand</b> B3C7-10-602 36,5x50,5x7 A SL RD MVQ <b>8437504</b> BP05-11-312 83x100x9 A SL LD MVQ <b>8437511</b> F801-10-602 34x48x7 A SL RD NBR	























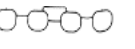












MAZDA																				
CC	ENGINE	MODEL / YEAR																		
1.6	FYJA 74 kW (100-101 PS)	DEMIO 2 02/03→	<b>9826504</b> →09/03   <b>9826511</b> 10/03→  95 - PLANNED	<b>0026523</b> C601-10-271A 80 Ø →09/03 MLS    <b>0055598</b> C601-10-271B 80 Ø 10/03→ MLS  		<b>1526577</b>   <b>1555585</b> C201-10-235 	<b>0255595</b> 4x C201-13-111 	<b>0326507</b> C601-13-460 →11/03   <b>0355525</b> 1 326 381 12/03→ 	<b>1920070</b> 	<b>9026501</b> C201-10-155 (8x) +C201-10-1F5 (8x)  <b>1626511</b> 1 479 885  <b>1626512</b> 1 479 887	<b>8026510</b> C201-10-602 33x47x5 A SL RD FPM <b>8126548</b> C201-11-311 PTFE <b>8426566</b> 2x C201-10-231 38x52x6 A SL RD FPM									
1.6	Y406 Y601 D I S E L Y642 Y646 66-80 kW (90-109 PS)	3 3 CD 3 DI TURBO 06/04→	<b>9726504</b>   <b>9526503</b> 	<b>0044202*</b> Y601-10-271 76 Ø 1,25 mm 4U MLS  <b>0044204*</b> Y601-10-272 76 Ø 1,3 mm 5U MLS  <b>0044205</b> Y601-10-273 76 Ø 1,35 mm 3U MLS  <b>0044214</b> Y601-10-274 76 Ø 1,4 mm 6U MLS  <b>0044297</b> Y601-10-2H1 76 Ø 1,45 mm 7U MLS  	<b>9226502</b> 55 355 619 	<b>1526512</b> Y601-10-235 	<b>0215420</b> 4x 1 254 376   <b>0215419</b> 4x 1 254 375   <b>9426501</b> 	<b>0326510</b> 1 148 115 	<b>1920070</b> 	<b>90 - PLANNED</b> Y601-10-155 (16x) <b>1626501</b> Y601-10-155 16x 4,5x9/18x14	<b>8426505</b> 1 142 359 40x55x6,4 A SL RD PTFE ACM <b>8056002</b> 1 142 360 85x105x8,8 A SL LD PTFE ACM <b>8444212</b> 1 145 953 27x47x7 A SL RD PTFE ACM									

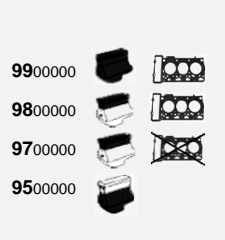







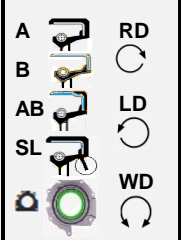














































MAZDA					   		 					 	    	    
CC	ENGINE	MODEL / YEAR												
1.6 D I E S E L	Y650	2	<b>9726597</b>	<b>On demand</b>	<b>9226502</b>	<b>1526592</b>		<b>0326547</b>	<b>1920070</b>	<b>9026507</b>	<b>8426505</b>			
	Y655	3	 <b>9526506</b> 	Y650-10-271 A 75,7 Ø      MLS 1,25 mm    5U <b>PLANNED</b> Y650-10-272 B 75,7 Ø      MLS 1,3 mm      6U <b>PLANNED</b> Y650-10-273 B 75,7 Ø      MLS 1,35 mm    4U <b>PLANNED</b> Y650-10-274 B 75,7 Ø      MLS 1,4 mm      7U <b>PLANNED</b> Y650-10-2H1 B 75,7 Ø      MLS 1,45 mm    8U 	55 355 619 	Y650-10-235 	1 690 577 		Y401-10-155 (8x) <b>1626510</b> 8x Y401-10-155 5x9,5/17,5x23	1 142 359 40x55x6,4 A SL RD PTFE ACM <b>8056002</b> 1 142 360 85x105x8,8 A SL LD PTFE ACM <b>8444212</b> 1 145 953 27x47x7 A SL RD PTFE ACM				
	Y661	5												
70-85 kW	09/10→													
1.6 ZM ZL05 ZL06	70-72 kW (95-98 PS)	323	<b>9937505</b>	<b>On demand</b>	<b>1537577</b>	<b>On demand</b>	<b>On demand</b>	<b>On demand</b>	<b>On demand</b>	<b>90 - On demand</b>	<b>On demand</b>			
		01/01-05/04	8LB2-10-271A  <b>98 - On demand</b> 1998 -> 2001  <b>9837502</b> 2001 -> 2004 	ZL01-10-271A 79,5 Ø      MLS 0,3 mm 	ZL01-13-111 	ZL01-13-460 	B6F4-10-427 +B6F4-10-428   <b>1920070</b> 	KL02-10-155 (8x) +KL01-10-155 (8x)	B3C7-10-602 36,5x50,5x7 A SL RD MVQ <b>8437504</b> BP05-11-312 83x100x9 A SL LD MVQ <b>On demand</b> B366-11-310C <b>8437511</b> F801-10-602 34x48x7 A SL RD NBR					
1.6 Z6	79 kW (107 PS)	3	<b>99 - On demand</b>	<b>0037580</b>	<b>1537583</b>	<b>0237525</b>	<b>0337581</b>	<b>1920070</b>	<b>9026503</b>	<b>8437503</b>				
		01/10-12/13	8LBU-10-271  <b>On demand</b>	ZY01-10-271A 80 Ø      MLS 	ZJ20-10-235 	Z6TM-13-111 	Z668-13-460A 		L807-10-155 (8x) +LF01-10-1F5 (8x) <b>1626515</b> 8x 1 206 655 5,5x11/18x25 <b>1626514</b> 8x 1 151 825 5,5x11/18x25	FS01-10-602 42,5x54,5x6 A SL RD MVQ <b>8437504</b> BP05-11-312 83x100x9 A SL LD MVQ				






















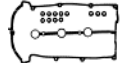




















 <b>MAZDA</b>			9900000  9800000  9700000  9500000 							1600000  9000000 	A  RD B  LD AB  LD SL  WD 
CC	ENGINE	MODEL / YEAR									
1.7	PN26 PN27 PN46 PN54 PN62  40-44 kW (54-60 PS)	323 D  01/86→	99 - On demand 8EB2-10-271  98 - On demand 8EB2-10-235 A	<b>0037519</b> PN11-10-271 B 79,5 Ø  		On demand PN11-10-235 A  				<b>8437508</b> B630-10-602 30x44x7 A SL RD NBR <b>8437504</b> BP05-11-312 83x100x9 A SL LD MVQ <b>8437508</b> B630-10-602 30x44x7 A SL RD NBR	
1.7	4EE1-T  D I E S E L  60 kW (82 PS)	323TD  05/94-09/98	97 - PLANNED  95 - On demand	<b>0042674</b> 80,5 Ø      MLS 1,4 mm <b>0042673</b> 80,5 Ø      MLS 1,5 mm      1U <b>0042675</b> 80,5 Ø      MLS 1,6 mm      2U  		<b>1542618</b>    <b>1542611</b> 607 629 Eng.→804794  	<b>0242618</b>  	<b>0342623</b>  	<b>1042601</b>  	<b>8442633</b> 40x52x6 A SL RD NBR On demand 87x100x8,5 A SL LD FPM <b>8442633</b> 40x52x6 A SL RD NBR	
1.8	BP-ZE BP21 BP22 BP31 BP55 BPD  84-107 kW (114-146 PS)	323 C IV 16V 323 C V 16V 323 F 16V GT 323 S 16V GT MX-5 I MX-5 II 16V  09/89-10/05	99 - On demand 8DN5-10-271  98 - On demand			<b>1537524</b> 0 B6S7 10 235D    On demand BP05-10-235C		On demand BPD3-13-460  			
1.8	FP FPY3  66-84 kW (90-114 PS)	MX-6 PREMACY 626  12/95-03/05	99 - On demand 8FG6-10-271  98 - On demand	<b>0037523</b> FP39-10-271 84,5 Ø      MLS  		<b>9137520</b> FSD7-10-235 +FS01-10-237A    <b>0237539</b> FS01-13-111A  	On demand FSJ2-13-111A    <b>0337518</b> 3 397 074  	<b>1920070</b>  	90 - On demand KL02-10-155 (8x) +KL01-10-155 (8x)	<b>8437503</b> FS01-10-602 42,5x54,5x6 A SL RD MVQ On demand FS01-11-399 89x109x10 A SL LD MVQ <b>8437511</b> F801-10-602 34x48x7 A SL RD NBR	









































MAZDA											
CC	ENGINE	MODEL / YEAR									
1.8	FP  77 kW (105 PS)	626  08/91-04/97	<b>9937536</b> 8AGX-10-271   <b>98 - On demand</b> 8AG6-10-235	<b>0037523</b> FP39-10-271 84,5 Ø MLS  		<b>1537522</b> FS01-10-235B  	<b>On demand</b> FSJ2-13-111A    <b>0237539</b> FS01-13-111A  	<b>0337518</b> 3 397 074  	<b>1920070</b>  	<b>90 - On demand</b> KL02-10-155 (8x) +KL01-10-155 (8x)	<b>8437503</b> FS01-10-602 42,5x54,5x6 A SL RD MVQ <b>On demand</b> FS01-11-399 89x109x10 A SL LD MVQ <b>8437511</b> F801-10-602 34x48x7 A SL RD NBR
1.8	F8 (8V)  62-67 kW (84-91 PS)		<b>99 - On demand</b> FE01-99-100   <b>9837511</b> FE01-99-101N  	<b>0037526</b> F801-10-271 AN 88 Ø  		<b>1537510</b> F801-10-235 C  	<b>On demand</b> F801-13-111 A  	<b>On demand</b> F801-13-460 A  	<b>1037511</b>  	<b>90 - On demand</b> RF01-10-F155F (8x)	<b>8437511</b> F801-10-602 34x48x7 A SL RD NBR <b>On demand</b> 90x110x9 A SL LD MVQ <b>8437511</b> F801-10-602 34x48x7 A SL RD NBR
1.8	F8 (12V)  65-69 kW (88-94 PS)	626  09/87-05/92	<b>99 - On demand</b> 8AG5-10-271   <b>98 - On demand</b>	<b>0037537</b> FE1H-10-271 B 87,5 Ø  		<b>1537512</b> F201-10-235 D  		<b>0337520</b> F201-13-460 B  	<b>1037511</b>  	<b>90 - On demand</b> B630-10-155 (12x) <b>On demand</b> 12x B630-10-155	<b>8437511</b> F801-10-602 34x48x7 A SL RD NBR <b>On demand</b> F285-11-399 90x110x9,5 A SL LD FPM/ACM <b>8437511</b> F801-10-602 34x48x7 A SL RD NBR

 <b>MAZDA</b>			9900000  9800000  9700000  9500000 							1600000  9000000 	A  RD B  LD AB  LD SL  WD 
CC	ENGINE	MODEL / YEAR									
1.8	F804	ASIA MOTOR ROCSTA i 4x4  06/93-12/99				<b>1531011</b> 0K972-10-235A 				<b>1637511</b> 3 250 231	
1.8	L8-DE  93 kW (126 PS)	MX-5  03/05→	99 - On demand   98 - On demand	<b>0026520</b> L802-10-271 85 Ø 		<b>1537540</b> 1 220 025 	On demand LFE2-13-111   On demand LFE2-13-135 	On demand L327-13-460B 	<b>1920070</b> 	<b>9026503</b> L807-10-155 (8x) +LF01-10-1F5 (8x) <b>1626515</b> 8x 1 206 655 5,5x11/18x25 <b>1626514</b> 8x 1 151 825 5,5x11/18x25	<b>8426511</b> LF01-10-602 37x50x8 A SL RD FPM <b>8126546</b>  LF01-11-310 PTFE
1.8	L813 L823  85-88 kW (116-120 PS)	5 6  08/02→	<b>9926501</b>  <b>9826521</b>  95 - On demand	<b>0026520</b> L802-10-271 85 Ø 		<b>1537540</b> 1 220 025 	<b>0226525</b> 4x LF01-13-111   <b>9426525</b> 4x LF01-13-111 	<b>0326515</b> L327-13-460A 	<b>1920070</b> 	<b>9026503</b> L807-10-155 (8x) +LF01-10-1F5 (8x)	<b>8426511</b> LF01-10-602 37x50x8 A SL RD FPM <b>8126546</b>  LF01-11-310 PTFE





































MAZDA																				
CC	ENGINE	MODEL / YEAR																		
1.8	RTJ RTK 44 kW (60 PS)	121 03/96-04/03	On demand →08/98	9726515 97 - On demand 09/98→	95 - On demand →08/98	<b>0026575</b> 1E07-10-271A 83,8 Ø 1,5 mm 2U <b>0026576</b> 1E16-10-271A 83,8 Ø 1,6 mm 3U <b>0026577</b> 1E24-10-271A 83,8 Ø 1,65 mm 4U	<b>1526560</b> 1E07-10-235 →08/98 <b>1526579</b> 1E07-10-235A 09/98→	<b>0226509</b> 1E07-13-111	<b>0326572</b> 1 352 847	<b>1026565</b> 1E07-10-431A Aluminium	90 - On demand 1E07-10-155 (8x) <b>1626567</b> 8x 1E07-10-155 6,5x11,5/15,5x9,5	On demand 66,67x89,3x10 <b>8126544</b> A SL RD PTFE ACM LE04-11-312 79,38x95,25x11 A SL LD ACM →08/98 <b>8426568</b> 08/98→ <b>8426560</b> 28x38x7 A SL RD FPM								
2.0	FE (12V) FEY9 71-81 kW (97-110 PS)	E-SERIE 626 09/87-08/98	99 - On demand 8AS9-10-271	98 - On demand		<b>0037537</b> FE1H-10-271 B 87,5 Ø	<b>1537512</b> F201-10-235 D	On demand F285-13-111A	On demand FE1H-13-460A	<b>1920070</b> <b>1037511</b> F801-10-431	90 - On demand B630-10-155 (12x) On demand 12x B630-10-155	<b>8437511</b> F801-10-602 34x48x7 A SL RD NBR <b>8137501</b> G601-11-399 90x110x8,5 A SL LD MVQ <b>8437511</b> F801-10-602 34x48x7 A SL RD NBR								
2.0	FE (16V) 103-109 kW (140-148 PS)	626 06/87-05/92	99 - On demand 8AG6-10-271	98 - On demand 8AG6-10-271 HS		<b>0037510</b> FE3N-10-271 87,5 Ø	<b>1531012</b> FE3N-10-235 A	On demand FE3N-13-111	On demand FE3N-13-460	<b>1037511</b> F801-10-431	<b>9052803</b> B660-10-155 (16x) <b>1652824</b> B660-10-155 16x	<b>8437511</b> F801-10-602 34x48x7 A SL RD NBR On demand 90x110x9 A SL LD MVQ <b>8437511</b> F801-10-602 34x48x7 A SL RD NBR								


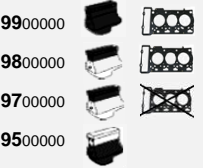




















MAZDA 			9900000  9800000  9700000  9500000 		 		 	 		1600000  9000000   	A  RD B  LD AB  LD SL  WD  WD
CC	ENGINE	MODEL / YEAR									
2.0	FE (8V) FE-FA FEV4 FE18 FE58 FE60 FE61  60-88 kW (82-120 PS)	E 2000 E 2200 626 929  03/83-05/03	99 - On demand FE01-99-100  9837511 FE01-99-101N  	0037526 F801-10-271 AN 88 Ø  		1537510 F801-10-235 C  	On demand F801-13-111 A  	On demand F801-13-460 A  	1037511 F801-10-431  	90 - On demand RF01-10-F155F (8x)	8437511 F801-10-602 34x48x7 A SL RD NBR On demand 90x110x9 A SL LD MVQ 8437511 F801-10-602 34x48x7 A SL RD NBR
2.0	FS  85 kW (115-116 PS)	626  08/91-04/97	9937536 8AGX-10-271    98 - On demand 8AG6-10-235	0037523 FP39-10-271 84,5 Ø MLS  	7056029 026 115 441A  	1537522 FS01-10-235B  	On demand FSJ2-13-111A    0237539 FS01-13-111A  	0337518 3 397 074  	1920070  	90 - On demand KL02-10-155 (8x) +KL01-10-155 (8x)	8437503 FS01-10-602 42,5x54,5x6 A SL RD MVQ On demand FS01-11-399 89x109x10 A SL LD MVQ 8437511 F801-10-602 34x48x7 A SL RD NBR
2.0	FS FS-DS FS2C FS7E FS7G  85-100 kW (115-136 PS)	MPV PREMACY 323 626  05/97-03/05	99 - On demand 8CG7-10-271  98 - On demand	PLANNED FSH9-10-271 84,5 Ø 0,95 mm MLS  	7056029 026 115 441A  	9137520 FSD7-10-235 +FS01-10-237A  	On demand FSJ2-13-111A    0237539 FS01-13-111A  	0337518 3 397 074  	1920070  	90 - On demand KL02-10-155 (8x) +KL01-10-155 (8x)	8437503 FS01-10-602 42,5x54,5x6 A SL RD MVQ On demand FS01-11-399 89x109x10 A SL LD MVQ 8437511 F801-10-602 34x48x7 A SL RD NBR











































 <b>MAZDA</b>			9900000  9800000  9700000  9500000 							1600000  9000000 	A  RD B  LD AB  LD SL  WD 
CC	ENGINE	MODEL / YEAR									
2.0	<b>KF</b> <b>KF1</b>  103-106 kW (140-144 PS)	<b>XEDOS V6</b> <b>323</b>  01/92-01/00	<b>99 - On demand</b> 8AC2-10-271A    <b>98 - On demand</b>	<b>On demand</b> R KF01-10-271A 79,5 Ø MLS    <b>On demand</b> L KF01-10-272A 79,5 Ø MLS  		<b>On demand</b>    <b>On demand</b>    <b>1537521</b> KL01-10-2D5B    <b>1537526</b> KL01-10-235B  	<b>On demand</b> 2x KL02-13-111A  	<b>0337522</b> 2x KL68-13-460  	<b>1920070</b>  	<b>90 - PLANNED</b> B660-10-155 (24x)  <b>1652824</b> B660-10-155 16x	<b>8437503</b> FS01-10-602 42,5x54,5x6 A SL RD MVQ <b>On demand</b> KL01-11-312 75x93x9 A SL LD MVQ <b>8437508</b> B630-10-602 30x44x7 A SL RD NBR
2.0	<b>LF-DE</b>  110 kW (150 PS)	<b>3</b>  06/09→	<b>99 - On demand</b> 8LBN-10-271 →01/11  <b>99 - On demand</b> 8LBZ-10-271 02/11→	<b>On demand</b> L3G2-10-271A MLS  		<b>1537540</b> 1 220 025  	<b>0226525</b> 4x LF01-13-111    <b>9426525</b> LF01-13-111 4x  	<b>On demand</b> L327-13-460B →01/11    <b>On demand</b> L572-13-460 02/11→  	<b>1920070</b>  	<b>9026503</b> L807-10-155 (8x) +LF01-10-1F5 (8x) <b>1626515</b> 8x 1 206 655 5,5x11/18x25 <b>1626514</b> 8x 1 151 825 5,5x11/18x25	<b>8438819</b> L3G6-10-602 37x50x6 A SL RD NBR <b>8126546</b>  LF01-11-310 PTFE
2.0	<b>LF-DE</b>  114 kW (155 PS)	<b>6</b>  01/10→	<b>99 - On demand</b> 8LBV-10-271	<b>On demand</b> LF3F-10-271 89 Ø MLS  		<b>9137501</b> L3K9-10-230  	<b>On demand</b> 6x L807-13-111  	<b>On demand</b> L327-13-460B  	<b>1920070</b>  	<b>9026503</b> L807-10-155 (8x) +LF01-10-1F5 (8x) <b>1626515</b> 8x 1 206 655 5,5x11/18x25 <b>1626514</b> 8x 1 151 825 5,5x11/18x25	<b>8438819</b> L3G6-10-602 37x50x6 A SL RD NBR <b>8126546</b>  LF01-11-310 PTFE




























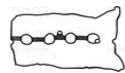

















 <b>MAZDA</b>			<p>9900000 </p> <p>9800000 </p> <p>9700000 </p> <p>9500000 </p>							<p>1600000 </p> <p>9000000 </p>	<p>A </p> <p>B </p> <p>AB </p> <p>SL </p> <p></p> <p>RD </p> <p>LD </p> <p>WD </p>
CC	ENGINE	MODEL / YEAR									
2.0	LFF7 107 kW (146 PS)	5 03/05→	<p><b>9937575*</b> 8LG1-10-271 →08/07</p>  <p><b>9826516</b> →08/07</p>  <p>98 - On demand →08/07</p>	<p><b>0026518</b> L309-10-271 89 Ø →08/07 MLS</p>  <p>On demand L3G2-10-271A MLS 09/07→</p> 		<p><b>9126510</b> LF01-10-230</p>  <p><b>1537540</b> 1 220 025</p> 	<p><b>0226525</b> 4x LF01-13-111</p>  <p><b>9426525</b> 4x LF01-13-111</p> 	<p><b>0326515</b> L327-13-460A →08/07</p>  <p>On demand L327-13-460B 09/07→</p> 	<p><b>1920070</b></p> 	<p><b>9026503</b> L807-10-155 (8x) +LF01-10-1F5 (8x) <b>1626515</b> 8x 1 206 655 5,5x11/18x25 <b>1626514</b> 8x 1 151 825 5,5x11/18x25</p>	<p><b>8426511</b> LF01-10-602 37x50x8 A SL RD FPM <b>8126546</b> LF01-11-310 PTFE</p> 
2.0	LFVE LF62 118 kW (160 PS)	MX-5 09/08→	<p>99 - On demand</p>	<p>On demand L3G2-10-271A MLS</p> 		<p><b>1537540</b> 1 220 025</p> 	<p>On demand LFE2-13-111</p>  <p>On demand LFE2-13-135</p> 	<p>On demand L327-13-460B</p> 	<p><b>1920070</b></p> 	<p><b>9026503</b> L807-10-155 (8x) +LF01-10-1F5 (8x) <b>1626515</b> 8x 1 206 655 5,5x11/18x25 <b>1626514</b> 8x 1 151 825 5,5x11/18x25</p>	<p><b>8426511</b> LF01-10-602 37x50x8 A SL RD FPM <b>8126546</b> LF01-11-310 PTFE</p> 








































































 <b>MAZDA</b>			9900000  9800000  9700000  9500000 		 		 	 		1600000  9000000   	A  RD B  LD AB  LD SL  WD  WD  WD
CC	ENGINE	MODEL / YEAR									
2.0	LFX PEY4 PEY5 PEY6 PEY7  88-121 kW (120-165 PS)	CX-5 3 6  11/11→	99 - On demand 8LAA-10-271B	<b>0037504</b> PE01-10-271 87,5 Ø MLS  		<b>1537502</b> PE01-10-235  	On demand 4x PE01-13-111  	<b>0337501</b> PE17-13-460  	<b>1920070</b>  	90 - On demand PE01-10-155 (8X) +PE01-10-1F5 (8X) On demand 8x PE01-10-155 On demand 8x PE01-10-1F5	On demand PE01-10-602 43x56x6 A SL RD FPM On demand PE01-11-312 83x100x9 A SL LD FPM
2.0	LFZB LF5H  106-110 kW (144-150 PS)	5  09/10→	99 - On demand 8LBV-10-271 →01/11  99 - On demand 8LC3-10-271 02/11→	On demand LF3F-10-271 89 Ø MLS  		<b>9137501</b> L3K9-10-230  	On demand 6x L807-13-111  	On demand L327-13-460B →01/11    On demand L572-13-460 02/11→  	<b>1920070</b>  	<b>9026503</b> L807-10-155 (8x) +LF01-10-1F5 (8x) <b>1626515</b> 8x 1 206 655 5,5x11/18x25 <b>1626514</b> 8x 1 151 825 5,5x11/18x25	<b>8438819</b> L3G6-10-602 37x50x6 A SL RD NBR <b>8126546</b>  LF01-11-310 PTFE





















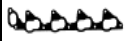


















 <b>MAZDA</b>			 9900000 9800000 9700000 9500000							 1600000 9000000	 A B AB SL RD LD WD
CC	ENGINE	MODEL / YEAR									
2.0	LF17 LF18  104 kW (141 PS)	6  06/02-08/07	<b>9937575*</b> 8LG1-10-271 →02/05    99 - On demand 03/05→  <b>9826516</b> →02/05    98 - On demand 03/05→	<b>0026518</b> L309-10-271 89 Ø           MLS →02/05    On demand L3G2-10-271A MLS 03/05→  		<b>9126510</b> LF01-10-230    <b>1537540</b> 1 220 025  	<b>0226525</b> 4x LF01-13-111    <b>9426525</b> 4x LF01-13-111  	<b>0326515</b> L327-13-460A →02/05    On demand L327-13-460B 03/05→  	<b>1920070</b>  	<b>9026503</b> L807-10-155 (8x) +LF01-10-1F5 (8x) <b>1626515</b> 8x 1 206 655 5,5x11/18x25 <b>1626514</b> 8x 1 151 825 5,5x11/18x25	<b>8426511</b> LF01-10-602 37x50x8 A SL RD FPM <b>8126546</b>  LF01-11-310 PTFE








































 <b>MAZDA</b>			9900000  9800000  9700000  9500000 							1600000  9000000 	A  B  AB  SL  	RD  LD  WD  
CC	ENGINE	MODEL / YEAR										
2.0	LF17  104-110 kW (141-150 PS)	3  10/03-06/09	<b>9937575*</b> 8LG1-10-271 →02/06  <b>99 - On demand</b> 03/06→  <b>9826516</b> →02/06  <b>98 - On demand</b> 03/06→	<b>0026518</b> L309-10-271 89 Ø →02/06 MLS  <b>On demand</b> L3G2-10-271A MLS 03/06→ 		<b>9126510</b> LF01-10-230  <b>1537540</b> 1 220 025 	<b>0226525</b> 4x LF01-13-111  <b>9426525</b> 4x LF01-13-111 	<b>0326515</b> L327-13-460A →02/06  <b>On demand</b> L327-13-460B 03/06→ 	<b>1920070</b> 	<b>9026503</b> L807-10-155 (8x) +LF01-10-1F5 (8x) <b>1626515</b> 8x 1 206 655 5,5x11/18x25 <b>1626514</b> 8x 1 151 825 5,5x11/18x25	<b>8426511</b> LF01-10-602 37x50x8 A SL RD FPM <b>8126546</b>  LF01-11-310 PTFE	
2.0	LF17  110 kW (150 PS)	3  06/09→	<b>99 - On demand</b>   <b>98 - On demand</b> 03/06→	<b>On demand</b> L3G2-10-271A MLS 		<b>9126510</b> LF01-10-230  <b>1537540</b> 1 220 025 	<b>0226525</b> 4x LF01-13-111  <b>9426525</b> 4x LF01-13-111 	<b>On demand</b> L327-13-460B 	<b>1920070</b> 	<b>9026503</b> L807-10-155 (8x) +LF01-10-1F5 (8x) <b>1626515</b> 8x 1 206 655 5,5x11/18x25 <b>1626514</b> 8x 1 151 825 5,5x11/18x25	<b>8426511</b> LF01-10-602 37x50x8 A SL RD FPM <b>8126546</b>  LF01-11-310 PTFE	

 <b>MAZDA</b>			9900000  9800000  9700000  9500000 		 					1600000  9000000 	A  RD B  LD AB  LD SL  WD  WD
CC	ENGINE	MODEL / YEAR									
2.0	LF5H LF5W  108-111 kW (147-151 PS)	3 3 DISI  06/09→	99 - On demand 8LC3-10-271	On demand LF3F-10-271 89 Ø MLS 		<b>9137501</b> L3K9-10-230 	On demand 6x L807-13-111 	On demand L572-13-460 	1920070 	<b>9026503</b> L807-10-155 (8x) +LF01-10-1F5 (8x) <b>1626515</b> 8x 1 206 655 5,5x11/18x25 <b>1626514</b> 8x 1 151 825 5,5x11/18x25	<b>8438819</b> L3G6-10-602 37x50x6 A SL RD NBR <b>8126546</b>  LF01-11-310 PTFE
2.0	PEX4 PEX6 PEXF  118-135 kW (160-184 PS)	MX-5 IV MX-5 RF  06/15→	99 - On demand 8LN8-10-271	On demand PEES-10-271 85 Ø MLS 		On demand PEES-10-235 	On demand 4x PE01-13-111 	On demand PEJ5-13-460 	1920070 	90 - On demand PE01-10-155 (8X) +PE01-10-1F5 (8X) On demand 8x PE01-10-155 On demand 8x PE01-10-1F5	On demand PE01-10-602 43x56x6 A SL RD FPM On demand PE01-11-312 83x100x9 A SL LD FPM
2.0 D I E S E L	RF RFG5  55-60 kW (75-82 PS)	626 D  10/92-09/97	99 - On demand 8AU3-10-271 B  <b>9837501</b> 	<b>0037551</b> RFJ5-10-271 C 87,6 Ø MLS 		<b>1537517</b> RF01-10-235 	<b>0237537</b> RF01-13-111 	<b>0337517</b> RF01-13-462 	<b>1037511</b> F801-10-431 	90 - On demand RF01-10-F155F (8x)	<b>8437511</b> F801-10-602 34x48x7 A SL RD NBR On demand 90x110x9 A SL LD MVQ <b>8437511</b> F801-10-602 34x48x7 A SL RD NBR
2.0 D I E S E L	RF-3F RF-4F  66-74 kW (90-101 PS)	PREMACY TD 323 DiTD 323 TD 626 DI 626 DITD  04/98-03/05	99 - PLANNED 8LB2-10-271  <b>98 - PLANNED</b>	<b>0037503</b> RF2A-10-271A 87,5 Ø MLS 		On demand RF2A-10-235 	On demand RF2A-13-111A 	On demand RF5C-13-460 (2x) 	1920070 	90 - PLANNED KL02-10-155 (16x) On demand 16x KL02-10-155	<b>8437505</b> RF2A-10-602 51,5x64x6 A SL RD NBR <b>8137501</b> G601-11-399 90x110x8,5 A SL LD MVQ <b>8437508</b> B630-10-602 30x44x7 A SL RD NBR








































 <b>MAZDA</b>			9900000  9800000  9700000  9500000 							1600000  9000000 	A  RD B  LD AB  LD SL  WD 
CC	ENGINE	MODEL / YEAR									
2.0	RF5C <i>89-100 kW (121-136 PS)</i>	MPV D 6 DI <i>06/02-08/07</i>	<b>9937504</b> 8LG3-10-271  <b>9837505</b> 	<b>0037503</b> RF2A-10-271A 87,5 Ø MLS 		<b>1537541</b> RF5C-10-235 	<b>On demand</b> RF2A-13-111A 	<b>On demand</b> RF5C-13-460 (2x) 	<b>1920070</b> 	<b>90 - PLANNED</b> KL02-10-155 (16x) <b>On demand</b> 16x KL02-10-155	<b>8437505</b> RF2A-10-602 51,5x64x6 A SL RD NBR <b>8137501</b> G601-11-399 90x110x8,5 A SL LD MVQ <b>8437508</b> B630-10-602 30x44x7 A SL RD NBR
2.0	RF7J <i>81-105 kW (110-143 PS)</i>	3 5 D 6 6 DI <i>03/05→</i>	<b>99 - PLANNED</b> 8LBF-10-271  <b>98 - PLANNED</b>	<b>0037503</b> RF2A-10-271A 87,5 Ø MLS 		<b>1537541</b> RF5C-10-235   <b>1537758</b> RF7J-10-235 -> 07/07	<b>On demand</b> RF2A-13-111A 	<b>On demand</b> RF5C-13-460 (2x) 	<b>1920070</b> 	<b>90 - PLANNED</b> KL02-10-155 (16x) <b>On demand</b> 16x KL02-10-155	<b>8437505</b> RF2A-10-602 51,5x64x6 A SL RD NBR <b>8137501</b> G601-11-399 90x110x8,5 A SL LD MVQ <b>8437508</b> B630-10-602 30x44x7 A SL RD NBR
2.0	YF <i>91 kW (124 PS)</i>	TRIBUTE <i>03/00-05/08</i>	<b>95 - On demand</b>  <b>0026588</b> YF09-10-271B 86 Ø MLS 0,6 mm 	<b>On demand</b> 86,5 Ø MLS 1,3 mm 		<b>1526578</b> YF-09-10-235B 	<b>0226580</b> 4x 1 090 949 10/99→ 	<b>0326576</b> 1 053 902 	<b>On demand</b> YF09-10-431 	<b>9026502</b> YF09-13-111 (8x)	<b>PLANNED</b> YF10-10-602A 35x50x7 A SL RD PTFE ACM <b>PLANNED</b> YF09-11-399 89x108x10 A SL LD ACM

 <b>MAZDA</b>			9900000  9800000  9700000  9500000 		 					1600000  9000000 	A  RD B  LD AB  LD SL  WD  WD
CC	ENGINE	MODEL / YEAR									
2.2	F2  85 kW (115 PS)	929 12V  01/88-04/89	99 - On demand 8AGB-10-271 B  98 - On demand 8AG3-10-235 A	<b>0037537</b> FE1H-10-271 B 87,5 Ø 		<b>1537512</b> F201-10-235 D 	On demand F201-13-111 	<b>0337520</b> F201-13-460 B 	<b>1037511</b> F801-10-431 	90 - On demand B630-10-155 (12x) On demand 12x B630-10-155	<b>8437511</b> F801-10-602 34x48x7 A SL RD NBR On demand F285-11-399 90x110x9,5 A SL LD FPM/ACM <b>8437511</b> F801-10-602 34x48x7 A SL RD NBR
2.2	F2  85-94 kW (115-128 PS)	626 12V 929 12V  11/87-11/96	99 - On demand 8AGB-10-271 B →12/90 99 - On demand 8AU8-10-271 01/91→ 98 - On demand 8AG3-10-235 A →12/90 98 - On demand 01/91→	<b>0037537</b> FE1H-10-271 B 87,5 Ø 		<b>1537512</b> F201-10-235 D 	On demand F201-13-111 	<b>0337520</b> F201-13-460 B →12/90  On demand F801-13-460 A 01/91→ 	<b>1037511</b> F801-10-431 	90 - On demand B630-10-155 (12x) On demand 12x B630-10-155	<b>8437511</b> F801-10-602 34x48x7 A SL RD NBR On demand F285-11-399 90x110x9,5 A SL LD FPM/ACM <b>8437511</b> F801-10-602 34x48x7 A SL RD NBR
2.2	R2 R203 D R207 I R281 E R290  46-52 kW (63-71 PS)	B-SERIE D E 2000D E 2200D E-SERIE  01/84-05/03	<b>9937503</b> RF01-99-100  98 - On demand R202-99-101	<b>0037538</b> R2B6-10-271 B 87,5 Ø MLS 		<b>1537517</b> RF01-10-235 	<b>0237537</b> RF01-13-111 	<b>0337517</b> RF01-13-462 	<b>1037511</b> F801-10-431 	90 - On demand RF01-10-F155F (8x)	<b>8437511</b> F801-10-602 34x48x7 A SL RD NBR On demand 90x110x9 A SL LD MVQ <b>8437508</b> B630-10-602 30x44x7 A SL RD NBR

 <b>MAZDA</b>			9900000  9800000  9700000  9500000 							1600000  9000000 	A  RD B  LD AB  LD SL  WD  WD
CC	ENGINE	MODEL / YEAR									
2.2	R2AA R2BF  95-136 kW (129-185 PS)	CX-7 3 3 CD 6 6 D  01/09→	99 - PLANNED 8LE4-10-271	On demand R2AA-10-271C 87 Ø MLS  		PLANNED R2AA-10-235  	On demand R2AA-13-111  	On demand R2AA-13-460  	1920070  	90 - PLANNED KL02-10-155 (16x) On demand 16x KL02-10-155	On demand R2AA-10-602 59x70,5x6 A SL RD FPM On demand F285-11-399 90x110x9,5 A SL LD FPM/ACM
2.2	SHY1  110-129 kW (150-175 PS)	CX-5 CX-5 D 3 6 6 D  04/12→	99 - On demand 8LK1-10-271	On demand SH01-10-271C 85 Ø MLS  		PLANNED SH01-10-235  	On demand SH01-13-111  	0337501 PE17-13-460  	1920070  	90 - On demand SH01-10-155 (8x) +SH01-10-1F5 (8x) On demand 8x SH01-10-155 On demand 8x SH01-10-1F5	On demand SH01-10-602 51,5x64x7 A SL RD FPM On demand SH01-11-312 90x110x7 A SL LD FPM
2.3	L3 L3C1 L3-VE 104-122 kW (141-166 PS)	MVP TRIBUTE 6  06/02-05/08	9937575* 8LG1-10-271    9826516  	0026518 L309-10-271 89 Ø MLS  		9126510 LF01-10-230  1537540 1 220 025  1537501 LF14-10-230 	0226525 4x LF01-13-111   9426525 4x LF01-13-111 	0326515 L327-13-460A  	1920070  	9026503 L807-10-155 (8x) +LF01-10-1F5 (8x) 1626515 8x 1 206 655 5,5x11/18x25 1626514 8x 1 151 825 5,5x11/18x25	8426511 LF01-10-602 37x50x8 A SL RD FPM 8126546  LF01-11-310 PTFE

 <b>MAZDA</b>			9900000  9800000  9700000  9500000 							1600000  9000000   	A  RD B  LD AB  LD SL  WD  WD
CC	ENGINE	MODEL / YEAR									
2.3	L3KG L3N9 L3-VDT L3YH  184-191 kW (250-260 PS)	CX-7 3 6  12/05→	9937576 8LAB-10-271	0037501 L3K9-10-271C 89 Ø MLS 		9137501 L3K9-10-230 	On demand L3K9-13-111 	On demand L3K9-13-460 	1920070 	90 - On demand L3K9-10-155A (8x) +L3K9-10-1F5A (8x)	8438819 L3G6-10-602 37x50x6 A SL RD NBR 8126546 LF01-11-310 PTFE 
2.5	GY-DE  125 kW (170 PS)	MPV V6  09/99-03/02	98 - On demand   95 - On demand AJ03-10-SH0	On demand L GY01-10-272B 83 Ø MLS  On demand R GY01-10-271A 83 Ø MLS 		1526515 GY01-10-235  On demand GY01-10-2D5 	PLANNED 2x 3 902 545  PLANNED 2x 3 523 225 	PLANNED 2x 4 503 102 	1026577 AJ04-10-431A 	90 - On demand GY01-10-155 (24x) On demand 24x GY01-10-155 5x12,5/25,5x18,5	On demand AJ03-10-602A 47,62x63,5x8,9 AB SL RD ACM On demand AJ03-11-312A 91x108x9,5 AB LD NBR
2.5	L5-VE  120-125 kW (163-170 PS)	CX-7 6  08/07→	99 - On demand 8LGE-10-271	On demand L504-10-271 90,5 Ø MLS		1537540 1 220 025 	On demand L505-13-111 	On demand L327-13-460B 	1920070 	9026503 L807-10-155 (8x) +LF01-10-1F5 (8x)	8438819 L3G6-10-602 37x50x6 A SL RD NBR 8126546 LF01-11-310 PTFE 



MAZDA 			9900000  9800000  9700000  9500000 							1600000  9000000 	A  RD B  LD AB  LD SL  WD  WD
CC	ENGINE	MODEL / YEAR									
2.5	L5-VE  122 kW (166 PS)	3  06/09→	99 - On demand 8LGE-10-271 →09/10  99 - On demand 8LC2-10-271 10/10→	On demand L504-10-271 90,5 Ø MLS  		<b>1537540</b> 1 220 025 	On demand L505-13-111  	On demand L327-13-460B →09/10  On demand L572-13-460 10/10→ 	1920070 	<b>9026503</b> L807-10-155 (8x) +LF01-10-1F5 (8x)	<b>8438819</b> L3G6-10-602 37x50x6 A SL RD NBR <b>8126546</b> LF01-11-310 PTFE 
2.5	MD25NA MD25TI D WLE7 I WLE9 S WLF5 E WL-T L 57-86 kW (78-117 PS)	B-SERIE D B-SERIE TD MPV TD  05/96→	99 - On demand 8ASX-10-271  <b>9837504</b> 	<b>0037524</b> WL01-10-271B 94,5 Ø MLS  		<b>9137507</b> WL01-10-235   <b>1537523</b> 3 596 214 	On demand WL51-13-111  	On demand WL51-13-460A  	1920070 	90 - On demand WL01-10-155 (12x) On demand 12x WL01-10-155	On demand VS01-10-602 53x70x11 A SL RD <b>8137501</b> G601-11-399 90x110x8,5 A SL LD MVQ On demand RF03-12-603A 32x46x7 A SL LD MVQ
2.5	PY-VPS PY-Y8 PY-ZA PYY1 PYY3 PYZ8  141-143 kW (188-194 PS)	6 FURGON 6 RANCHERA 6 SEDAN CX-5 CX-5 AWD CX-5 SKYACTIVE AWD  01/13 →				<b>1537503</b> PY01-10-235 	<b>0237501</b> PY01-13-111 	<b>0337503</b> PY01-13-460 			
2.5	WLAA  D 105 kW I (143 PS) S E L	BT-50  12/06→	97 - On demand   95 - On demand	<b>0037582*</b> WLAA-10-273B 94 Ø MLS 0,82 mm 1U  <b>0037583*</b> WLAA-10-271B 94 Ø MLS 0,87 mm  <b>0037584*</b> WLAA-10-272B 94 Ø MLS 0,92 mm 2U  		<b>1537582</b> WE01-10-235 	<b>0237582</b> 1 449 121 	<b>0337582</b> WE01-13-460 	1920070 	90 - PLANNED KL02-10-155 (16x) On demand 16x KL02-10-155	On demand WE01-10-602 60,5x77,35x8 A SL RD FPM/ACM On demand WL51-11-399 90x110x8,5 A SL LD FPM On demand 2x RF03-12-603A 32x46x7 A SL LD MVQ



<div style="display: flex; justify-content: space-between; align-items: center;"> <span style="font-size: 24px; font-weight: bold;">MAZDA</span> </div>			<div style="display: flex; flex-direction: column; gap: 5px;"> <div></div> <div></div> <div></div> <div></div> </div>							<div style="display: flex; flex-direction: column; gap: 5px;"> <div></div> <div></div> </div>	<div style="display: flex; flex-direction: column; gap: 5px;"> <div></div> <div></div> <div></div> <div></div> <div></div> </div>
CC	ENGINE	MODEL / YEAR									
3.7	CA  204 kW (277 PS)	CX-9  01/07→	<p><b>On demand</b> R CA01-10-271B MLS</p> <p><b>On demand</b> L CA01-10-272 MLS</p>		<p><b>On demand</b> R CY01-10-235A</p> <p><b>On demand</b> L CY01-10-2D5</p>	<p><b>On demand</b> 6x ZZJ1-13-111</p>	<p><b>On demand</b> 2x CY01-13-460A</p>	<p><b>1920070</b></p>	<p>90 - <b>On demand</b> 2x CY01-10-155A (12X)</p> <p><b>On demand</b> 24x CY01-10-155A</p>	<p><b>On demand</b> CY01-10-602 48x63,4x12,5 A SL RD FPM/ACM</p> <p><b>On demand</b> CY01-11-312A 92x109x14 A SL LD FPM</p>	