






















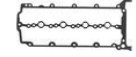



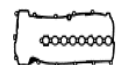


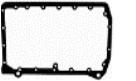
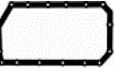































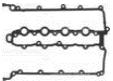






































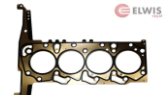














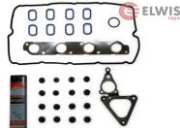




















































































 LAND ROVER			9900000  9800000  9700000  9500000 							1600000  9000000 	A  RD B  LD AB  LD SL  WD 
CC	ENGINE	MODEL / YEAR									
1.8	18K16 18K4F 86-88 kW (117-120 PS)	FREELANDER 16V FREELANDER 16V 4x4 1.8 i 02/98-10/06	9813006 LVQ000090  95 - On demand	0013006 MLS 		1513006 LVP100630L 	On demand 	On demand LKG100551 		90 - On demand LUB100350L (16x)	8455582 30x40x7 A SL RD FPM On demand 30x40x7 A SL LD FPM
2.0	204DTD AJ200D 110-177 kW (150-241 PS)	RANGE ROVER EVOQUE 4x4 RANGE ROVER SPORT RANGE ROVER VELAR 12/14 ->		On demand LR073638 MLS 1,30 mm 1U On demand LR073639 MLS 1,40 mm 2U On demand LR073640 MLS 1,50 mm 3U On demand LR073641 MLS 1,60 mm 4U On demand LR073642 MLS 1,70 mm 5U 84 Ø 		On demand LR073784 	On demand LR074070 8x 	On demand LR073658 		On demand LR073776 16x On demand LR073776	On demand LR093852 PTFE
2.0	M 47 M 47 R 80-85 kW (109-116 PS)		97 - On demand 95 - On demand LVQ101240L	PLANNED 1,45 mm 1U MLS PLANNED 1,55 mm 2U MLS PLANNED 1,65 mm 3U MLS 		On demand LVP100620L 	0215452 4x 11 61 7 790 198 	0315432 4x 11 62 7 796 480 	On demand LVF100420L  On demand LVF100430L 	9015425 LGP100310L	On demand 55x68x8 AB RD PTFE 8115402 LUF100540L 90x110x12 AB SL LD PTFE ACM
































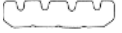




 LAND ROVER			9900000  9800000  9700000  9500000 		 		 	 		1600000  9000000   	A  RD  B  LD  AB  LD  SL  WD     
CC	ENGINE	MODEL / YEAR									
2.0	PT204 184-297 kW (250-404 PS)	DEFENDER SW 4x4 DISCOVERY SPORT 4x4 RANGE ROVER EVOQUE RANGE ROVER IV RANGE ROVER VELAR 03/17 ->		On demand LR091486 		On demand LR091765 	On demand LR091766 		On demand LR1 16489	90 - On demand LR116489 16x On demand LR116489 On demand LR093852 PTFE On demand LR084639 92x109x9 AB SL LD	
2.0 D I E S E L	14TCIE 72 kW (98 PS)	FREELANDER DI 02/98-11/00	97 - On demand 95 - On demand	On demand 1,05 mm 1U 0013011 85,5 Ø 1,2 mm 2U 0013010 85,5 Ø 1,35 mm 3U 		On demand 	On demand 	On demand  On demand WCM100480 	On demand 	90 - On demand On demand 2x 	
2.0	20T4 99 kW (135 PS)	DISCOVERY 16 V 06/89-10/98	98 - PLANNED 95 - On demand STC848	On demand 87 Ø MLS 		On demand GUG705026VC  On demand LVP100170 	On demand LKJ10027 	On demand LKG100290L 	On demand LVF10005 	90 - On demand LUB10009 (16x) Eng.→20T101828 90 - On demand LJQ100560 (16x) Eng.20T101829→ On demand 16x LUB10009 Eng.→20T101828 7,5x12/15,5x10 On demand 16x LJQ100560 Eng.20T101829→ 5,5x11,5/25x14	
















 LAND ROVER			9900000  9800000  9700000  9500000 							1600000  9000000 	A  RD B  LD AB  LD SL  WD  WD
CC	ENGINE	MODEL / YEAR									
2.0	204PT 177 kW (241 PS)	FREELANDER 2 RANGE ROVER EVOQUE 06/11→	98 - On demand	0026593 LR024975 MLS 		9126511 LR025664 	On demand LR024991 (4x)  0226593 LR024991 	0326582 LR025852 	1920070 	9026503 LR025006 (8x) +LR025018 (8x)	On demand LR043291 37x50x6 A SL RD FPM 8126546 LR041995 PTFE
2.2	DT224 D I E S E L	DEFENDER CABRIO DEFENDER PICK UP Defender stat. wagon 04/11→	9726523 9526514*	0026536 LR029712 MLS 1,1 mm 1U 0026537 LR029713 MLS 1,15 mm 2U 0026538 LR029714 MLS 1,2 mm 3U 		1526501 LR058092 	0226586 8x LR018370 	0326585 LR004393 	1026578 LR006957  1920070 	90 - PLANNED 1 848 597 (16x) 1626571 16x LR005901 6x12/18,5x24	8426567 LR029318 PTFE 8126501 LR020609 PTFE
2.2	DW12BTED4 224DT D I E S E L	FREELANDER 2 RANGE ROVER EVOQUE 10/06→	9726516 95 - PLANNED	On demand LR017303 MLS 85,9 Ø 1U 1,25 mm On demand LR017304 MLS 85,9 Ø 2U 1,3 mm PLANNED LR017305 MLS 85,9 Ø 3U 1,35 mm PLANNED LR017307 MLS 85,9 Ø 4U 1,4 mm 		9144257 LR009411 +LR009412 (2x)  1544245 2x LR009412 (2x)  1544244 LR009411  9144258  1544210 LR002834 	9444256 LR005364 	0326508 LR022333 	1920070 	90 - On demand LR001242 (16x) 1626503 16x LR001242 6x10/20x18,5	PLANNED LR000673 42x62x7 A SL RD PTFE PLANNED LR000674 90x110x7 A SL LD PTFE 8044232 LR000659 27x47x7 A SL RD ACM










































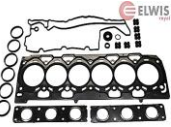



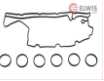








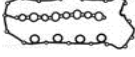



LAND ROVER		ELWIS royal		9900000	9800000	9700000	9500000						1600000	9000000	A	B	AB	SL	RD	LD	WD	
CC	ENGINE	MODEL / YEAR																				
2.4	244DT			99 - On demand	0026599* LR004418 91 Ø 1,1 mm MLS 1U 0026578 LR004419 91 Ø 1,15 mm MLS 2U 0026501 LR004420 91 Ø 1,2 mm MLS 3U				1526586 LR004440	0226586 8x LR018370	0326585 LR004393	1026578 LR006957	90 - PLANNED LR005901 (16x) 1626571 16x LR005901 6x12/18,5x24	8426567 LR029318 PTFE 8126501 LR020609 PTFE								
D I E S E L	90 kW (122 PS)			9726598 							 1920070 											
2.5	Td5	DISCOVERY Td5	01/99-06/04	97 - On demand Eng.→1A736339	On demand LVB000240 86 Ø 1,2 mm MLS 2U On demand LVB000250 86 Ø 1,27 mm MLS 1U On demand LVB000260 86 Ø 1,35 mm MLS 3U				PLANNED ERR7094 Eng.→1A736339	On demand LKJ000010	On demand LKG100470	On demand LVF500040	90 - On demand LJQ100940 (10x) On demand 10x LJQ100940 6x12/25x15	On demand ERR5992 50x65x8 AB SL RD FPM On demand LUF100420 LD								
D I E S E L	102 kW (139 PS)			97 - On demand Eng.2A736340→																		
2.5	11 L 12 L 14 L	DEFENDER CABRIO 4x4 DEFENDER SW DISCOVERY I 4x4 RANGE ROVER I 4x4	08/90-11/98	95 - On demand					On demand ERR2393													
D I E S E L	83 kW (113 PS)																					

































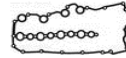


 LAND ROVER			9900000   9800000   9700000   9500000  							1600000  9000000     	A  RD B  RD AB  LD SL  LD  WD  WD
CC	ENGINE	MODEL / YEAR									
2.5	200TDi	DEFENDER TDI DISCOVERY TDI	97 - On demand STC362	On demand ERR5261 92 Ø 1,42 mm 1U On demand ERR5262 92 Ø 1,52 mm 2U On demand ERR5263 92 Ø 1,62 mm 3U On demand ERR7154 92 Ø 1,71 mm On demand LVB500200 92 Ø 1,3 mm On demand LVB500210 92 Ø 1,4 mm On demand LVB500220 92 Ø 1,5 mm On demand LVB500230 92 Ø 1,6 mm		PLANNED ERR2393 	On demand ERR1208 	On demand ERR1208 	1920070 	90 - On demand On demand 516028 48,6x63,65 RD On demand ERR2532 100x120x12 On demand	
	DI E S E L	83 kW (113 PS) 10/89→	95 - On demand STC363 								












































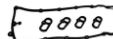

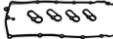










 LAND ROVER			9900000   9800000   9700000   9500000  		 		 	 		1600000  9000000    	A  RD B  RD AB  LD SL  LD   WD    
CC	ENGINE	MODEL / YEAR									
2.5	25 6T (BMW) 256TM 100 kW (136 PS)	RANGE ROVER D 07/94-03/02	97 - On demand STC2033 95 - On demand STC2012	PLANNED 80 Ø 1,87 mm 3U 		1515452 STC4177 	0215450 6x 11 61 2 244 391 	On demand 4x 11 62 2 243 782  On demand STC3696 	1015415 STC2036 	90 - PLANNED LDY000060 (12x) 1642657 12x LDY000060 5x8,5/10x11	8415439 48x65x10 8415438 90x110x12 A SL LD FPM

 LAND ROVER		     		 		 	 		   	       
CC	ENGINE	MODEL / YEAR								
2.5	300TDi	DEFENDER TDI DISCOVERY TDI	97 - On demand STC2802 95 - On demand STC2801 	On demand ERR5261 92 Ø 1,42 mm 1U On demand ERR5262 92 Ø 1,52 mm 2U On demand ERR5263 92 Ø 1,62 mm 3U On demand ERR7154 92 Ø 1,71 mm  On demand LVB500200 92 Ø 1,3 mm MLS On demand LVB500210 92 Ø 1,4 mm MLS On demand LVB500220 92 Ø 1,5 mm MLS On demand LVB500230 92 Ø 1,6 mm MLS 	PLANNED ERR2409 	On demand ERR3785 	On demand ERR3785 	1920070 	90 - On demand On demand 47x62 RD On demand LUF100430  On demand 40x56x7	

 LAND ROVER			9900000 9800000 9700000 9500000						1600000 9000000	A B AB SL	RD LD WD
CC	ENGINE	MODEL / YEAR									
2.7	276DT 140 kW (190 PS)	DISCOVERY TD RANGE ROVER TDVM 07/04→	9713002  95 - On demand	0044277* 2x LR009719 82,5 Ø MLS 1,17 mm 2U 0044278 2x LR009721 82,5 Ø MLS 1,22 mm 3U 0044279* 2x LR009722 82,5 Ø MLS 1,27 mm 4U 0044276 2x LR009723 82,5 Ø MLS 1,32 mm 5U	1544241 2x LR029132 	0344257 2x 1336543 	PLANNED LR005994  On demand 1365260 	90 - On demand 1311285 (24x) On demand 24x 1613001* 6x10,5/22x17	PLANNED 1102415 35x50x7 A SL RD PTFE ACM PLANNED LR036542 9413001 3x 1311318 26x45x8 A SL WD FPM		
3.0	30DDTX 306DT 155-250 kW (211-340 PS)	DISCOVERY SDV6 DISCOVERY TD RANGE ROVER IV TD 4x4 Hybrid 4x4 RANGE ROVER IV TD 4x4 RANGE ROVER SPORT TD Hybrid 4x4 RANGE ROVER TD 09/09→	9713001* 95 - On demand	On demand 2x LR013063 85 Ø MLS 1,17 mm 2U On demand 2x LR013066 85 Ø MLS 1,22 mm 3U On demand 2x LR013070 85 Ø MLS 1,27 mm 4U On demand 2x LR013073 85 Ø MLS 1,32 mm 5U	1544241 2x LR029132 	0344257 2x 1336543  3013001* LR013134 	PLANNED LR005994 	90 - On demand 1311285 (24x) On demand 24x 1613001* 6x10,5/22x17	PLANNED 1102415 35x50x7 A SL RD PTFE ACM PLANNED LR036542 9413001 3x 1311318 26x45x8 A SL WD FPM		

 LAND ROVER			9900000   9800000   9700000   9500000  							1600000  9000000     	A  RD  B  LD  AB  LD  SL  WD   
CC	ENGINE	MODEL / YEAR									
3.0	306PS 30HD0D 250-280 kW (340-380 PS)	DISCOVERY IV 4x4 DISCOVERY V 4x4 RANGE ROVER IV 4x4 RANGE ROVER SPORT 4x4 SCV6 08/13→	0013008* LR041641 85,40 Ø MLS 0,60 mm  0013009* LR105300 85,40 Ø MLS 0,60 mm 	1513007 LR089050   1513008 R LR041869  	0213007* LR041680  0213009* LR041681 	On demand L LR041649  On demand R LR116110 					
3.2	i6 170 kW (231 PS)		9855591   95 - On demand	0055591 LR006664 84,85 Ø MLS  	9155591 LR001808 (6x) +LR001978   ○○○○○○ 1555591 30731243  	7155506 6x LR001454  	0355591 2x LR001455  	1920070 	90 - PLANNED LR002556 (24x) 1642657 24x LDY000060 5x8,5/10x11	8155591 19x38,5x8 A SL RD PTFE 8455512* LR001418 98x118x10 A SL LD PTFE ACM	
3.6	368DT D I E S E L 200 kW (272 PS)	RANGE ROVER III D 4x4 RANGE ROVER SPORT			On demand L LR005897  On demand R LR005898 			On demand LR002438 		On demand LR005539 	

 LAND ROVER			9900000  9800000  9700000  9500000 		 		 	 		1600000  9000000   	A  B  AB  SL   RD  LD  WD 
CC	ENGINE	MODEL / YEAR									
4.2	428PS 287-291 kW (390-405 PS)	RANGE ROVER III 4x4 RANGE ROVER SPORT 05/05→08/12	99 - On demand 1386244	0013003* R 4628399 87,30 Ø MLS 0,55 mm  0013007* L 4628400 87,30 Ø MLS 0,55 mm 			On demand R 4628235 				
4.4	448DT 230-250 kW (313-340 PS)	RANGE ROVER 4x4 D RANGE ROVER SPORT 4x4 D		On demand L LR022897 85,00 Ø MLS 0,95 mm  On demand R LR022899 85,00 Ø MLS 0,95 mm 		On demand L LR022748  On demand R LR022919 		On demand LR023018 		On demand LR029001 	

 LAND ROVER			9900000  9800000  9700000  9500000 							1600000  9000000 	A  B  AB  SL  	RD  LD  WD 
CC	ENGINE	MODEL / YEAR										
4.4	448PN 220-225 kW (299-306 PS)	DISCOVERY III RANGE ROVER III 4x4 RANGE ROVER SPORT 07/04→03/13	99 - On demand 1366224	0013004* L 4585202 89,30 Ø 0,55 mm  0013005* R 4585198 89,30 Ø 0,55 mm 		On demand Kit 1513012 LDR500180 8x  On demand R LVP500010  On demand L LDR500150 	0213005 x8 LR006678  On demand R 4628235 	On demand L 4603139  On demand R 4694621 				
5.0	508PN 276 kW (375 PS) 508PS 372 kW (506 PS)	DISCOVERY IV V8 4x4 RANGE ROVER III 4x4 RANGE ROVER IV V8 4x4 RANGE ROVER IV SCV8 RANGE ROVER sport 5.0 07/09 ->		0013001 R LR026141 93,1 Ø 0,64 mm   0013002 L LR026142 93,1 Ø 0,64 mm  	1513003 LR011220   1513004 LR014345  	1513001 R LR010882   1513002 L LR010789   9113001  9113010 LR010882 x1 LR011220 x4   9113011 LR010789 x1 LR014345 x4  	0213002 LR011586   0213003 LR011585   0213001 LR010881  0213008* LR010881 	0313005* LR035111 R  0313006* LR035110 L  0313001* LR010841 L  0313002* LR010839 R 