



































































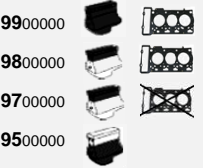






















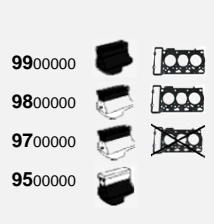
















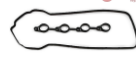



























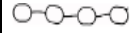


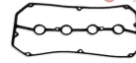







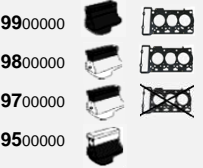






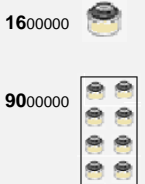
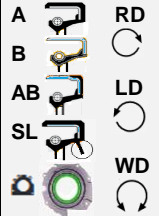











| KIA | | |  9900000  9800000  9700000  9500000  | |  |  |  |  |  |  | 1600000  9000000  | A  RD B  LD AB  LD SL  LD WD  LD |
|-----|--|---|---|--|---|--|---|---|---|---|--|---|
| CC | ENGINE | MODEL / YEAR | | | | | | | | | | |
| 1.0 | B3LA G3LA 49-51 kW (67-69 PS) | PICANTO II 01/11→12/17 | 9832008 20920-04A01A | 0032060 22311-04000 72 Ø 0,25 mm MLS  | | 1532007 22441-04050  | 0232018 28411-04000  | | | 9032001 22224-2B001 x12 | | |
| 1.0 | G3LC 74-88 kW (101-120 PS) | CEE'D T-GDI CEE'D sportswagon PRO CEE'D T-GDI 07/15→07/18 | | 0032053 22311-04031  | | | | | | | | |
| 1.0 | G4HE 45-46 kW (61-63 PS) | PICANTO 04/04→ | 99 - On demand 20910-02H00 +21421-21030 +21411-02500 +22224-02500 (12x)  98 - PLANNED | 0032007* 22311-02760 MLS  | | 1532010 22441-02400  | 0232016 28411-02500  | 0321803 28521-02700  | 1920070  | 9032004* 22224-02500 (12x) 1638813 12x 22224-02500 4,5x10/13x12 | 8438812 21421-21030 30x46x7 A SL RD MVQ 8132001 21443-02500 60x75x8 A SL LD NBR 8438811 22144-3B001 35x50x8 A SL RD MVQ | |
| 1.1 | D3FA 55 kW 75 PS | PICANTO I CRDI RIO III CDRI 10/05→12/17 | | | | 1532009 22441-2A001  | | | | | | |

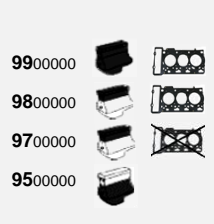



















| KIA | | |  9900000  9800000  9700000  9500000  | |  |  |  |  |  |  | 1600000  9000000  | A  RD B  LD AB  LD SL  WD  WD |
|-----|----------------------------------|------------------------|---|--|---|---|--|--|---|---|--|--|
| CC | ENGINE | MODEL / YEAR | | | | | | | | | | |
| 1.1 | G4HG 48 kW (65 PS) | PICANTO 04/04→ | 99 - On demand 20910-02H00 +21421-21030 +21411-02500 +22224-02500 (12x)  98 - PLANNED | 0032007* 22311-02760 MLS  | | 1532010 22441-02400  1532003 2244102230  | 0232016 28411-02500  | 0321803 28521-02700  | 1920070  | 9032004* 22224-02500 (12x) 1638813 22224-02500 4,5x10/13x12 | 8438812 21421-21030 30x46x7 A SL RD MVQ 8132001 21443-02500 60x75x8 A SL LD NBR 8438811 22144-3B001 35x50x8 A SL RD MVQ | |
| 1.3 | B3 44-53 kW (60-72 PS) | PRIDE 01/90→ | 99 - On demand 9837565  | 0037515  | | 1537525  | On demand  | On demand  | On demand  1920070  | 9052803 1652824 OKL02 10 155 x16 | On demand 36,5x50,5x7 A SL RD MVQ 8437504 OK201 11 312 83x100x9 A SL LD MVQ 8437508 KKY01 12 602 30x44x7 A SL RD NBR | |
| 1.3 | B3 55-60 kW (75-82 PS) | RIO 08/00-02/05 | 99 - On demand OK30C 10 270 98 - PLANNED | On demand OK30C 10 271A 76,5 Ø MLS  | | On demand OK30C 10 235A  | On demand OK30C 13 111C  | On demand 28521-2X600  | On demand 21522-2X00 +21521-2X00  1920070  | 90 - On demand OK30C 10 155B (8x) | On demand 0B3C7 10 602B 36,5x50,5x7 A SL RD MVQ 8437504 OK201 11 312 83x100x9 A SL LD MVQ | |




























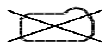






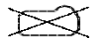

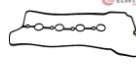
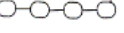








| KIA  | | |  9900000  9800000  9700000  9500000 |  |  |  |  |  |  |  1600000  9000000 |  A B AB SL  RD LD WD |
|---|---|--|--|---|--|--|--|---|---|--|--|
| CC | ENGINE | MODEL / YEAR | | | | | | | | | |
| 1.4 | G4FA G4FA-L 66-77 kW (90-105 PS) | CEE'D - PRO CEE'D 06/10→ | 99 - On demand 20910-2BB01  9832020 20920-2BB01  9532001  | 0032003 22311-2B003 78,5 Ø MLS 0,5 mm  | | 9131015 22441-2B002  | 0232003 28411-2B000  | 0332003* 28521-2B400  | 1920070  | 9032005* 22224-2B000 (8x) +22224-2B010 (8x) 1632015* 22224-2B000 8x 1632016* 22224-2B010 8x | 8432002 21421-2B030 26x37,5x6 A SL RD FPM 8131001* 21443-2B010 76x108x8 A SL LD FPM |
| 1.4 | G4LC 74 kW (101 PS) | CEE'D MPI CEE'D SPORTSWGEN PRO CEE'D MPI 04/15 -> 07/18 | | 0032054 22311-03441  | | | | | | | |































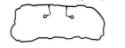






| KIA | | |  | |  | |  | |  | |  | |  | |  | |  | |  | |
|-----|--|--|---|--|---|---|--|---|---|--|---|--|---|--|---|--|---|--|---|--|
| CC | ENGINE | MODEL / YEAR | | | | | | | | | | | | | | | | | | |
| 1.4 | G4FA <i>77-80 kW (105-109 PS)</i> | CEE'D PRO CEE'D <i>12/06-12/12</i> | <p>99 - On demand KSR62-10270 →08/08</p>  <p>99 - On demand KSR62-10270A 08/08-09/08</p>  <p>99 - On demand 20910-2BB01 09/08→</p>  <p>9832033* 20920-2BA00 →10/08</p> <p>9832034* 20920-2BC01 11/08-12/08</p> <p>9832020 20920-2BB01 09/08→</p>  <p>9532001</p>  | <p>0032031 22311-2B000 78,5 Ø MLS 0,5 mm →08/08</p>  <p>0032032 22311-2B001 78,5 Ø MLS 0,5 mm 08/08-09/08</p>  <p>0032003 22311-2B003 78,5 Ø MLS 0,5 mm 09/08→</p>  | <p>9131015 22441-2B002</p>  | <p>0232003 28411-2B000</p>  | <p>0332003* 28521-2B400</p>  | <p>1920070</p>  | <p>9032005* 22224-2B000 (8x) +22224-2B010 (8x) 1632015* 22224-2B000 8x 1632016* 22224-2B010 8x</p> | <p>8432002 21421-2B030 26x37,5x6 A SL RD FPM 8131001* 21443-2B010 76x108x8 A SL LD FPM</p> | | | | | | | | | | |











































| KIA  | | | 9900000  9800000  9700000  9500000  |  |   |  |   |   |  | 1600000  9000000  | A  RD B  LD AB  LD SL  WD  WD |
|---|--|--|--|--|--|--|--|--|---|--|--|
| CC | ENGINE | MODEL / YEAR | | | | | | | | | |
| 1.4 | G4FA-L 66 kW (90 PS) | VENGA 02/10→ | 99 - On demand 20910-2BG01  9832009* 20920-2BG01 | 0032003 22311-2B003 78,5 Ø 0,5 mm  | | 9131015 22441-2B002  | 0232026* 28411-2B350  | 0332003* 28521-2B400  | 1920070  | 9032005* 22224-2B000 (8x) +22224-2B010 (8x) 1632015* 22224-2B000 8x 1632016* 22224-2B010 8x | 8432002 21421-2B030 26x37,5x6 A SL RD FPM 8131001* 21443-2B010 76x108x8 A SL LD FPM |
| 1.5 | A5D GA6D 71-77 kW (98-105 PS) | CARENS MPV RIO 16V 08/00→02/05 | 99 - On demand 0K30E 10 270 98 - On demand | On demand 0K30E 10 271A | | 1531017 0K30E10235  | | On demand 0K30E 13 460C | On demand MB6F4 10 428 | | |
| 1.6 | A5D GA6D 75 kW (101 PS) | SHUMA II 05/01→08/04 | 98 - On demand | On demand 0K30E 10 271A | | 1531017 0K30E10235  | | On demand 0K30E 13 460C | On demand MB6F4 10 428 | | |
| 1.6 | G4ED 76 kW (104 PS) | CERATO RIO II 07/04→ | | 0032017 22311-26101  | | 1531001 22441-26800  | | | 1920070  | | |





































| KIA | | |  | |  |  |  |  |  |  |  |  |  |
|-----|--------------------------------------|---------------------------------------|---|--|---|---|--|---|---|--|---|---|---|
| CC | ENGINE | MODEL / YEAR | | | | | | | | | | | |
| 1.6 | G4FC 85-93 kW (115-126 PS) | CEE'D PRO CEE'D 12/06-12/12 | <p>99 - On demand KSR62-10270 →08/08</p>  <p>99 - On demand KSR62-10270A 08/08-09/08</p>  <p>99 - On demand 20910-2BB01 09/08→</p>  <p>9832033* 20920-2BA00 →10/08</p> <p>9832034* 20920-2BC01 11/08-12/08</p> <p>9832020 20920-2BB01 09/08→</p>  | <p>0032031 22311-2B000 78,5 Ø MLS 0,5 mm →08/08</p>  <p>0032032 22311-2B001 78,5 Ø MLS 0,5 mm 08/08-09/08</p>  <p>0032003 22311-2B003 78,5 Ø MLS 0,5 mm 09/08→</p>  | <p>9131015 22441-2B002</p>  | <p>0232003 28411-2B000</p>  | <p>0332003* 28521-2B400</p>  | <p>1920070</p>  | <p>9032005* 22224-2B000 (8x) +22224-2B010 (8x) 1632015* 22224-2B000 8x 1632016* 22224-2B010 8x</p> | <p>8432002 21421-2B030 26x37,5x6 A SL RD FPM 8131001* 21443-2B010 76x108x8 A SL LD FPM</p> | | | |
























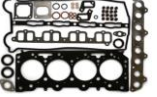



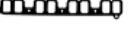


| KIA | | |  | |  | |  | |  | |  | |  | |  | |  | |  | |
|-----|-------------------------------|----------------------|---|--|---|---|--|---|---|--|---|--|---|--|---|--|---|--|---|--|
| CC | ENGINE | MODEL / YEAR | | | | | | | | | | | | | | | | | | |
| 1.6 | G4FC 90 kW (122 PS) | CERATO 05/06→ | <p>99 - On demand KSR62-10270 →08/08</p>  <p>99 - On demand KSR62-10270A 08/08-09/08</p>  <p>99 - On demand 20910-2BB01 09/08→</p>  <p>9832033* 20920-2BA00 →10/08</p> <p>9832034* 20920-2BC01 11/08-12/08</p> <p>9832020 20920-2BB01 09/08→</p>  | <p>0032031 22311-2B000 78,5 Ø MLS 0,5 mm →08/08</p>  <p>0032032 22311-2B001 78,5 Ø MLS 0,5 mm 08/08-10/08</p>  <p>0032003 22311-2B003 78,5 Ø MLS 0,5 mm 11/08→</p>  | <p>9131015 22441-2B002</p>  | <p>0232003 28411-2B000</p>  | <p>0332003* 28521-2B400</p>  | <p>1920070</p>  | <p>9032005* 22224-2B000 (8x) +22224-2B010 (8x) 1632015* 22224-2B000 8x 1632016* 22224-2B010 8x</p> | <p>8432002 21421-2B030 26x37,5x6 A SL RD FPM 8131001* 21443-2B010 76x108x8 A SL LD FPM</p> | | | | | | | | | | |






















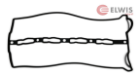
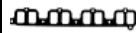





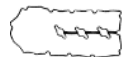
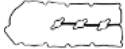












| KIA | | |  9900000   9800000   9700000   9500000   | |    | |   | |   | | 1600000  9000000     | | A  RD B  LD AB  LD SL  LD  WD  WD | |
|-----|---|---|---|---|---|--|---|---|--|--|--|--|--|--|
| CC | ENGINE | MODEL / YEAR | | | | | | | | | | | | |
| 1.6 | G4FC <i>92-97 kW (125-132 PS)</i> | CARENS CEE'D PRO CEE'D SOUL <i>02/09→</i> | 99 - On demand 20910-2BB01  9832020 20920-2BB01  | 0032003 22311-2B003 78,5 Ø 0,5 mm MLS  | | 9131015 22441-2B002  | 0232003 28411-2B000  | 0332003* 28521-2B400  | 1920070  | 9032005* 22224-2B000 (8x) +22224-2B010 (8x) 1632015* 22224-2B000 8x 1632016* 22224-2B010 8x | 8432002 21421-2B030 26x37,5x6 A SL RD FPM 8131001* 21443-2B010 76x108x8 A SL LD FPM | | | |
| 1.6 | G4FD <i>97-103 kW (132-140 PS)</i> | CEE'D PRO CEE'D SOUL SPORTAGE <i>02/11→</i> | 99 - On demand 20910-2BK01  9832037* 20920-2BK01 | 0032003 22311-2B003 78,5 Ø 0,5 mm MLS  | | 1532018  | 0232035* 28411-2B600  | 0332003* 28521-2B400  | 1920070  | 9032005* 22224-2B000 (8x) +22224-2B010 (8x) 1632015* 22224-2B000 8x 1632016* 22224-2B010 8x | 8432002 21421-2B030 26x37,5x6 A SL RD FPM 8131001* 21443-2B010 76x108x8 A SL LD FPM | | | |
| 1.8 | T8 <i>81-85 kW (110-116 PS)</i> | CARENS CLARUS <i>07/96→</i> | 99 - On demand 0K2CA 10 270 98 - On demand 98 - On demand 98 -> | On demand 0K247 10 271C 81,5 Ø MLS  | | 1531014 0K247 10 235B  | On demand 0K247 13 135D  On demand 0K2A5 13 135  | On demand 0K2A5 13 460  | 1920070  | 90 - On demand | On demand 0B3C7 10 602B 36,5x50,5x7 A SL RD MVQ On demand 0K247 11 312 88x104x8,5 A LD MVQ 8437511 0K013 10 602 34x48x7 A SL RD NBR | | | |

| KIA | | |  9900000  9800000  9700000  9500000  | |  |  |  |  |  |  | 1600000  9000000  | A  RD B  LD AB  LD SL  LD WD  LD |
|-----|--|---|---|--|---|---|---|---|---|---|--|---|
| CC | ENGINE | MODEL / YEAR | | | | | | | | | | |
| 2.0 | FE (16V) <i>94-98 kW (128-133 PS)</i> | CLARUS RETONA SPORTAGE <i>04/94→</i> | 99 - On demand OK01C 10 270A 9831012  | 0031012 OK013 10 271  | | 1531012 OK955 10 235 B  | On demand OK9A4 13 111  | On demand 0FE3N 13 460  | 1920070  | 9052803 OKL02 10 155 (16x) 1652824 OKL02 10 155 x16 | 8437511 OK013 10 602 34x48x7 A SL RD NBR On demand 90x110x9 A SL LD MVQ 8437511 OK013 10 602 34x48x7 A SL RD NBR | |
| 2.0 | F4NA G4NA G4NB G4NC <i>110-130 kW (150-177 PS)</i> | CARENS IV 2.0 GDI CERATO OPTIMA SPORTAGE CVVT SPORTAGE AWD <i>03/13-></i> | | | | 9132011  | | | | | | |
| 2.0 | G4GC <i>102-105 kW (139-143 PS)</i> | CARENS CERATO SPORTAGE <i>04/04→</i> | 99 - On demand 20910-23A00A  9832046 20920-23H00  | 0032026 22311-23700  | | 9132013 22441-23800 +22442-23500 (3x)  1532015 22441-23800  1532001 224412E000  | 0232015 28411-23600  | 0332015 28521-23005  | 1920070  | 9031001 22224-23500 (16x) 1652811 22224-23500 16x | 8026540* 21421-23020 37,6x49x7,5 A SL RD FPM On demand 21443-33005 80x96x9 A SL LD FPM 8438811 22144-3B001 35x50x8 A SL RD MVQ | |
| 2.0 | G4KA G4KD <i>104-115 kW (114-156 PS)</i> | CARENS II CVVT CERATO II Sedan MAGENTIS <i>07/07-></i> | | 0032008 22311-25013  | | 1532004* 22441-2G000  9132007 22441-25001  | | | | | | |

| KIA | | |  9900000  9800000  9700000  9500000  | |  |  |  |  |  |  | 1600000  9000000  | A  B  AB  SL   RD  LD  WD  |
|-----|--|---|---|--|---|---|---|---|--|---|--|---|
| CC | ENGINE | MODEL / YEAR | | | | | | | | | | |
| 2.0 | G4GC 105 kW (143 PS) | CEE'D PRO CEE'D 12/06-12/12 | 99 - On demand KSS61 10 270  9832046 20920-23H00  | 0032026 22311-23700  | | 9132013 22441-23800 +22442-23500 (3x)  1532015 22441-23800  1532001 224412E000  | 0232015 28411-23600  | 0332015 28521-23005  | 1920070  | 9031001 22224-23500 (16x) 1652811 22224-23500 16x | 8026540* 21421-23020 37,6x49x7,5 A SL RD FPM On demand 21443-33005 80x96x9 A SL LD FPM 8438811 22144-3B001 35x50x8 A SL RD MVQ | |
| 2.0 | RF 61 kW (83 PS) | RETONA TD SPORTAGE TD 10/97→ | 99 - On demand 9837501  | 0037551 0K054 10 271 87,6 Ø MLS  | | 1537517 0K770 10 235B  | 0237537* 0K054 13 111  | 0337517 0K054 13 460B  | 1037511  | 90 - On demand | 8437511 0K013 10 602 34x48x7 A SL RD NBR On demand 90x110x9 A SL LD MVQ 8437511 0K013 10 602 34x48x7 A SL RD NBR | |
| 2.2 | D4HB 110-145 kW (150-197 PS) | CARNIVAL CRDi SORENTO CRDi 11/09→ | 97 - On demand 20920-2FB00 95 - On demand  | On demand 22311-2F110 86,5 Ø 1,2 mm MLS On demand 22311-2F100 86,5 Ø 1,3 mm 1U On demand 22311-2F120 86,5 Ø 1,4 mm 2U  | | On demand 22441-2F000 +22443-2F000 +22133-2F000 (4x)  | On demand 28312-2F000  | On demand 28521-2F600  | 1920070  | 9032012* 22224-2F001 (16x) 1632019* 16x 22224-2F001 | On demand 21355-2F000 60x72x8 A SL RD FPM | |

| KIA | | |  9900000  9800000  9700000  9500000  | |  |  |  |  |  |  | 1600000  9000000  | A  RD B  LD AB  LD SL  WD  WD |
|-----|--|--|---|--|---|--|--|--|---|---|--|--|
| CC | ENGINE | MODEL / YEAR | | | | | | | | | | |
| 2.2 | R2 D I E S E L 48 kW (65 PS) | BESTA D 02/96-12/03 | 9937503 | 0037538 87,5 Ø MLS  | | 1537517 0K770 10 235B  | 0237537* 0K054 13 111  | 0337517 0K054 13 460B  | 1037511  | 90 - On demand  | 8437511 0K013 10 602 34x48x7 A SL RD NBR On demand 90x110x9 A SL LD MVQ 8437508 KKY01 12 602 30x44x7 A SL RD NBR | |
| 2.4 | G4JS 102 kW (139 PS) | SORENTO 08/02 -> 06/09 | 99 - On demand K0AH2 10 270 9832041  | On demand 22311-38400 87,7 Ø 0,42 mm MLS  | | | | | | | | |
| 2.4 | G4KE 128 kW (174 PS) | SORENTO 11/09-> | 99 - On demand 20910-2GJ01  98 - On demand 20920-2GB01 | 0032005 22311-25212 89,5 Ø MLS  | | 1532002 22441-2G100  | 0232004 28313-2G000  On demand 28314-2G000  | On demand 28521-25020  | 1920070  | 90 - On demand 22224-2G000 (16x) On demand 16x 22224-2G000 | 842660 21421-25002 42x55x7 A SL RD FPM 8438820 21443-38010 85x103x8 A SL LD MVQ | |
| 2.4 | 4G64 16V | EXPO DELICA ECLIPSE OUTLANDER SPACE WAGON TRITON 01/92-12/07 | | 0038824 MD346925 87,7 Ø 1,35 mm graphite  | | | | | | | | |
| 2.4 | 4G64 GDI | GALANT SPACE WAGON SPACE RUNNER 09/00-12/04 | | 0038803 MD361466 0,42 mm MLS  | | 1538828 MD348283  | | | | | | |

| KIA | | |  9900000 9800000 9700000 9500000 | |  |  |  |  |  |  | 1600000 9000000     | A B AB SL  | RD  LD  WD  |
|-----|------------------------------|----------------------------------|---|--|---|--|--|---|---|--|--|---|---|
| CC | ENGINE | MODEL / YEAR | | | | | | | | | | | |
| 2.5 | D4CB 103 kW (140 PS) | SORENTO CRDi 08/02→ | 9931021* K0AH6-10270 9932006 K0AH4 10 270A 9732002  95 - On demand | 0032070 22311-4A010 92,35 Ø MLS 0,78 mm 0032071 22311-4A000 92,35 Ø MLS 0,84 mm 1U 0032072 22311-4A020 92,35 Ø MLS 1 mm 2U  | 1532031 22441-4A000  | On demand 28355-4A001  | On demand 28513-4A001  | 1920070  | 90 - PLANNED 22224-4A000 (16x) | 8431001 48x62x8 A SL RD FPM 8432005 21443-4A000 91x114x9 A SL LD FPM | | | |
| 2.7 | J2 59-60 kW (80-82 PS) | PREGIO 2.7 D K 2700 10/97→ | | 0031016 0K65A10271B 1,10 mm MLS  | | | | On demand 0K65A 13 461B  | | | | | |
| 2.9 | J3 93 kW (126 PS) | CARNIVAL TD 08/99-10/01 | 99 - On demand K0AJ1 10 270 →06/01 99 - On demand K0AJ1 10 270A 07/01→ 9832040 →06/01  9831022 07/01→  | 0032039 0K56A 10 271B 100,5 Ø MLS  | 1532030 0K551 10 235  | On demand 0K552 13 111  | On demand 0K551 13 461  | 1920070  | 90 - On demand 0K551 10 155 (16x) | On demand 0K551-10602 50x68x9 A SL RD FPM On demand 90x110x9 A SL LD MVQ On demand 0JE26 12 601A 38x52x7 A SL RD FPM | | | |

| KIA | | |  9900000  9800000  9700000  9500000  | |  |  |  |  |  |  | 1600000  9000000  | A  RD B  LD AB  LD SL  WD  |
|-----|--|-----------------------------|---|--|---|---|---|---|---|--|--|---|
| CC | ENGINE | MODEL / YEAR | | | | | | | | | | |
| 2.9 | J3 D I E S E L 106 kW (144 PS) | CARNIVAL CRDi 10/01→ | 99 - On demand KOAJ1 10 270A →12/05  9831022 →12/05  | PLANNED OK56A 10 271B 100,5 Ø MLS  | | 1532030 OK551 10 235  | On demand OK552 13 111  | On demand OK551 13 461  | 1920070  | 90 - On demand OK551 10 155 (16x) On demand OK551-10602 50x68x9 A SL RD FPM On demand 90x110x9 A SL LD MVQ On demand OJE26 12 601A 38x52x7 A SL RD FPM | | |
| 3.3 | G6DB 182 kW (248 PS) | SORENTO V6 11/07→ | 99 - On demand KS665 10 270 9831022 →12/05  | On demand L 22311-3CAA0 MLS  On demand R 22311-3CAB0 MLS  | | On demand L 22453-3C110  On demand R 22441-3C110  | On demand L 28411-3C612  On demand R 28411-3C622  | On demand L 28521-3C702  On demand R 28521-3C712  | 1920070  | 90 - On demand 22224-3CAA0 (24x) On demand 24x 22224-3CAA0 On demand 21352-3C600 45x62x6 A SL RD 8438818 21443-2A200 91x111x9 A SL LD MVQ | | |
| 3.5 | G6CU 182 kW (248 PS) | SORENTO V6 11/07→ | 99 - On demand KOAH3 10 270 98 - On demand  | On demand L 22311-39501 MLS 94 Ø 0,5 mm  On demand R 22311-39502 MLS 94 Ø 0,5 mm  | | | On demand 28411-39800  On demand 29215-39800  On demand 29215-39850  | On demand 28521-39800  | | | | |