
























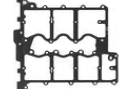














































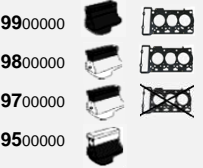























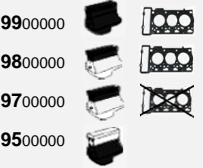
















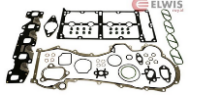



















FORD			 9900000 9800000 9700000 9500000							1600000 9000000    	A  RD B  LD AB  LD SL  WD  WD 
CC	ENGINE	MODEL / YEAR									
1.0	M1DA M1JA M1JC M1JE M2DA M2GA P4JA P4JB SFCA SFCB SFDA SFJA SFJB XMJA XMJB 48-92 kW (65-125 PS)	B-MAX C-MAX ECOSPORT FIESTA FOCUS GRAND C-MAX TOURNEO TRANSIT  02/12→	<b>9826524</b>  95 - On demand	<b>0026595</b> 1 771 609 73 Ø MLS 		<b>1526595</b> 1 799 829 	<b>9426541</b> 	<b>0326503</b> 	<b>1920070</b> 	<b>90 - On demand</b> 1 791 865 (12x) <b>1626505</b> 12x 1 791 865	<b>8126503</b> 1 812 510 55x70x8 A SL RD FPM On demand 1 828 787 PTFE 
1.0	SFDC B3DA B3GA B7DA B7JA B7JB B7JA  63-92 kW (85-125 PS)	FOCUS IV Ecoboost FOCUS SALOON FOCUS IV TURNIER GRAND C-MAX PUMA Ecoboost TOURNEO CONNECT GRAND TOURNEO  05/18→	99 - On demand  98 - On demand	On demand 2 207 975 		On demand 2 207 962 	On demand 2 266 330 	On demand 2 220 950 	<b>1920070</b> 	<b>90 - On demand</b> 2 207 991 12x On demand 2 207 991	<b>8126503</b> 1 812 510 55x70x8 A SL RD FPM On demand 2 207 937 On demand 2 207 466 25x40,8x8 A SL LD FPM
1.0	TLB 33 kW (45 PS)	FIESTA 09/83-12/95	99 - On demand 5 028 399 +5 028 397 +6 189 298  <b>9826582</b> 5 028 399 +6 189 298 	<b>0026583</b> 6 189 298 70,2 Ø 1 mm 		<b>1526544</b> 1 000 438 	<b>0226535</b> 6 173 339 	<b>0326535</b> 4x 7 126 483 	<b>PLANNED</b> 6 707 924 	<b>90 - On demand</b> 6 166 533 (8x) <b>1626525</b> 8x 6 166 533 7x11/14,5x9,5	<b>8026532</b> 6 139 049 36,58x52,73x8 A SL RD MVQ <b>8126531</b> 1 048 572 60,45x76,18x10 A SL LD MVQ


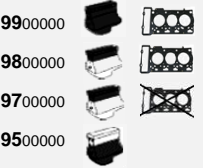






















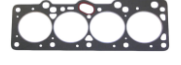




































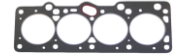





FORD			 9900000   9800000   9700000   9500000  								1600000  9000000 	A  RD B  LD AB  LD SL  LD  WD
CC	ENGINE	MODEL / YEAR										
1.2	FP4  51 kW (69 PS)	KA  10/08→	<b>9825142</b> 1 564 800   <b>9525194</b> 1 564 803 	<b>0026592</b> 1 535 632 MLS 		<b>9126506</b> 	<b>9425103</b> 1 580 144 	<b>0325101</b> 2x 1 560 743 	<b>1920070</b> 	<b>90 - PLANNED</b> 1 535 535 (8x) <b>1642629</b> 8x 1 535 535 5x8/11x8	<b>8425110</b> 1 535 493 27x37x7 AB RD FPM <b>8425101</b> 1 565 564 74x88x8 AB SL LD FPM <b>8026505</b> 1 535 463 40x55x7 AB SL RD FPM/ACM	
1.3	A9A A9B A9JA A9JB BAA BAJA  44-51 kW (60-70 PS)	FIESTA KA  09/96-11/08	<b>9826596</b>   <b>95 - On demand</b>	<b>0026585</b> 1 212 231 MLS 		<b>1526513</b> 1 089 844 	<b>0226592</b> 2x 1 149 707 	<b>0226591</b> 1 127 417 	<b>1026502</b> 1 089 838 	<b>90 - On demand</b> 1 313 567 (8x) <b>1626573</b> 8x 1 313 567 8x12/14,5x12	<b>8126547</b> 1 219 337 40x62x7,4 A SL RD PTFE <b>8126545</b>  1 231 144 PTFE	

																				
CC	ENGINE	MODEL / YEAR																		
1.3	DHA DHB DHC DHD DHE DHF DHG  55 kW (75 PS)	FIESTA  08/95-01/02	<b>9826566</b> →11/99    <b>9726566</b> 1 015 369 →11/99    <b>9826505</b> 12/99→  95 - On demand 1 015 368 →11/99  95 - On demand 12/99→  	<b>0026512</b> 1 004 418 73 Ø 1,25 mm →05/98    <b>0026586</b> 1 100 328 73 Ø 0,5 mm 06/98→  		<b>1526577</b>    <b>1555585</b> 1 141 575  	<b>0226511</b> 2x 1 004 476 →11/99    <b>0226506</b> 4x 1 130 257 12/99→  	<b>0326580</b> 1 072 066  	<b>PLANNED</b> 1 004 459 →11/99    <b>1920070</b> 12/99→  	<b>9026501</b> 1 479 885 (8x) +1 479 887 (8x)  <b>1626511</b> 1 479 885  <b>1626512</b> 1 479 887	<b>8026510</b> 1 677 988 33x47x5 A SL RD FPM On demand  1 033 287 →11/99 <b>8126548</b>  1 211 161 PTFE 12/99→ <b>8426566</b> 2x 1 471 482 38x52x6 A SL RD FPM									



























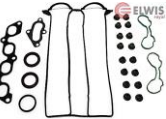





			 9900000  9800000  9700000  9500000							 1600000  9000000	 RD  LD  LD  WD  RD
CC	ENGINE	MODEL / YEAR									
1.3	FD4	KA	<b>9742695</b> 1 564 796  <b>9542662</b> 1 564 795 	<b>0025167</b> 1 538 719 70,5 Ø      MLS 0,72 mm <b>0025170</b> 1 538 721 70,5 Ø      MLS 0,82 mm      1U <b>0025169</b> 1 538 722 70,5 Ø      MLS 0,92 mm      2U <b>0025176</b> 70,5 Ø      MLS 1,02 mm      3U 		<b>1542671</b> 1 563 470 Metal 	<b>0242683</b> 1 539 476 	<b>0342606</b> 1 538 710 	<b>1920070</b> 	<b>90 - PLANNED</b> 1 547 971 (16x) <b>1642657</b> 16x 1 118 007 5x8,5/10x11	<b>8125103</b> 1 538 746 40x52x7 AB SL RD ACM FPM <b>8144216</b> 1 550 335 78x100x9 A SL LD PTFE
1.3	FUJA FUJB M7JA M7JB	FIESTA FUSION	<b>9826585</b> 01/03→  <b>95 - PLANNED</b> 	<b>0026586</b> 1 100 328 73 Ø      MLS 0,5 mm →12/02  <b>0026509</b> 1 229 474 73 Ø      MLS 01/03→ 		<b>1526577</b>  <b>1555585</b> 1 141 575 	<b>0255595</b> 4x 1 142 502 	<b>0326507</b> 1 031 021 →11/03  <b>0355525</b> 1 326 381 11/03→ 	<b>1920070</b> 	<b>9026501</b> 1 479 885 (8x) +1 479 887 (8x)	<b>8026510</b> 1 677 988 33x47x5 A SL RD FPM <b>8126548</b>  1 211 161 PTFE <b>8426566</b> 2x 1 471 482 38x52x6 A SL RD FPM




































<div style="display: flex; justify-content: space-between; align-items: center;"> <span style="font-size: 24px; font-weight: bold;">FORD</span> </div>			 9900000  9800000  9700000  9500000		 		 	 		 	 	<div style="display: flex; flex-direction: column; align-items: center;"> <div style="margin-bottom: 10px;">              1600000         </div> <div>              9000000         </div> </div>	<div style="display: flex; flex-direction: column; align-items: center;"> <div style="margin-bottom: 10px;">              A         </div> <div style="margin-bottom: 10px;">              B         </div> <div style="margin-bottom: 10px;">              AB         </div> <div style="margin-bottom: 10px;">              SL         </div> <div style="margin-bottom: 10px;">              WD         </div> </div> <div style="display: flex; justify-content: space-around; width: 100%;"> <div style="text-align: center;">              RD         </div> <div style="text-align: center;">              LD         </div> <div style="text-align: center;">              WD         </div> </div>
CC	ENGINE	MODEL / YEAR											
1.3	JBA ABB JLA JLB  44-46 kW (60-63 PS)	ESCORT ORION  12/85-10/90	<p><b>99 - On demand</b></p> 5 028 400 +5 028 398 +5 026 593 →08/88	<p><b>On demand</b></p> 5 026 593 80 Ø 1 mm →08/88	<p><b>7056029</b></p> 026 115 441A   <p><b>7056033</b></p> 028 115 441C  	<p><b>1526544</b></p> 1 000 438  	<p><b>On demand</b></p> 6 035 121 →08/88    <p><b>0226535</b></p> 6 173 339 09/88→  	<p><b>On demand</b> 4x</p> 5 026 592 →08/88    <p><b>0326535</b> 4x</p> 7 126 483 09/88→  	<p><b>9326552</b></p> 6 707 927  	<p><b>90 - On demand</b></p> 1 596 529 (8x) <p><b>90 - On demand</b></p> 1 596 529 (4x) +1 568 834 (4x) <p><b>1626539</b></p> 1 596 529 8x 6,5x11,5/15,5x9,5 <p><b>1626533</b> 4x</p> 1 568 834 7,5x19/15x10	<p><b>8026532</b></p> 6 139 049 36,58x52,73x8 A SL RD MVQ <p><b>8126544</b></p> 1 641 893 79,38x95,25x11 A SL LD ACM		
			<p><b>99 - On demand</b></p> 5 028 399 +5 028 398 +6 176 727 09/88→	<p><b>0026535</b></p> 1 000 389 75,5 Ø 1 mm 09/88→  									
			<p><b>98 - PLANNED</b></p> 5 028 400 +5 026 593 →08/88										
			<p><b>9826535</b></p> 5 028 399 +6 176 727 09/88→  										
			<p><b>9526546</b></p> 5 028 398 09/88→										











































			 9900000  9800000  9700000  9500000							 1600000  9000000	A  RD B  LD AB  LD SL  LD  WD
CC	ENGINE	MODEL / YEAR									
1.3	JBC JBD JBE J4B J6A J6B  44-46 kW (60-63 PS)	ESCORT / RS FIESTA - ORION  03/89→	<b>9826535</b> 5 028 399 +6 176 727  <b>9526546</b> 5 028 398	<b>0026535</b> 1 000 389 75,5 Ø 1 mm 	<b>1526544</b> 1 000 438 	<b>0226535</b> 6 173 339 	<b>0326535</b> 4x 7 126 483 	<b>9326552</b> 6 707 927 	<b>90 - On demand</b> 6 166 533 (8x) <b>1626525</b> 8x 6 166 533 7x11/14,5x9,5	<b>8026532</b> 6 139 049 36,58x52,73x8 A SL RD MVQ <b>8126544</b> 1 641 893 79,38x95,25x11 A SL LD FPM	
1.3	JGA JPC  43-51 kW (58-69 PS)	FIESTA  09/83→	<b>99 - On demand</b> 1 008 718 +5 028 483 +6 918 549 →04/85  <b>99 - On demand</b> 1 008 718 +5 028 484 +6 918 549 05/85-01/86  <b>98 - On demand</b> 1 008 718 +6 918 549	<b>0026524</b> 6 918 549 83 Ø 1,8 mm 	<b>1526532</b> 1 651 775 	<b>0226532</b> 6 851 355 	<b>0326540</b> 6 591 017 	<b>On demand</b> 5 006 393 →04/85  <b>1026550</b> 6 166 108 05/85-01/86 	<b>9026506</b> 6 674 302 (8x) <b>1626572</b> 8x 6 674 302 7x11,5/34x16	<b>8026535</b> 6 165 500 35x50x7 A SL RD NBR <b>8126534</b> 6 126 179 88x108x11,1 AB SL LD MVQ <b>PLANNED</b> 6 078 801 42x56x7 A SL RD MVQ	
























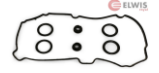









			 9900000  9800000  9700000  9500000		 		 	 		 1600000  9000000	 A  B  AB  SL  RD  LD  WD
CC	ENGINE	MODEL / YEAR									
1.3	JJA JJB JJC JJD JJE JJF JJG JJH JJJ JJK JJL JJM J4C J4D J4J J4K J4L J4M J4N J4P J4Q J4R J4S J4T  36-44 kW (49-60 PS)	FIESTA KA  08/95→	<b>9826525</b> 1 016 155 +1 000 389    95 - On demand 1 016 150   95 - On demand 1 016 149	<b>0026535</b> 1 000 389 75,5 Ø 1 mm  		<b>1526544</b> 1 000 438  	<b>0226502</b> 1 086 437  	On demand 4x 7 126 483  	<b>9326552</b> 6 707 927   PLANNED 1 002 814  	90 - On demand 6 166 533 (8x) <b>1626525</b> 8x 6 166 533 7x11/14,5x9,5	On demand 1 031 223 36,5x52,3x8 A SL RD PTFE ACM On demand 1 669 260 79,38x95,25x11 A SL LD FPM
1.3	JPA  51 kW (69 PS)	ESCORT ORION  09/80-03/86	99 - On demand 1 008 718 +5 028 483 +6 918 549 →04/85 99 - On demand 1 008 718 +5 028 484 +6 918 549 05/85-01/86   98 - On demand 1 008 718 +6 918 549	<b>0026524</b> 6 918 549 83 Ø 1,8 mm  		<b>1526532</b> 1 651 775  	<b>0226532</b> 6 851 355  	<b>0326540</b> 6 591 017  	On demand 5 006 393 →04/85   <b>1026550</b> 6 166 108 05/85-01/86  	<b>9026506</b> 6 674 302 (8x) <b>1626572</b> 8x 6 674 302 7x11,5/34x16	<b>8026535</b> 6 165 500 35x50x7 A SL RD NBR <b>8126534</b> 6 126 179 88x108x11,1 AB SL LD MVQ PLANNED 6 078 801 42x56x7 A SL RD MVQ























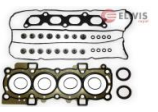






























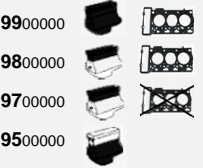


















FORD			 9900000 9800000 9700000 9500000								1600000 9000000	A  RD B  LD AB  LD SL  WD  WD
CC	ENGINE	MODEL / YEAR										
1.3	SNJA SNJB STJA STJB  44-60 kW (60-82 PS)	FIESTA  06/08→	<b>9826598</b>  <b>9526545</b> 	<b>0026598</b> 1 538 349 73 Ø 0,30 mm MLS  <b>0026550</b> 73 Ø 0,55 mm MLS		<b>1555585</b> 1 141 575 	<b>0255595</b> 4x 1 142 502   <b>0226507</b> 4x 1 538 577 	<b>0355525</b> 1 326 381   <b>3026536</b> 1 309 484 	1920070 	<b>9026501</b> 1 479 885 (8x) +1 479 887 (8x)  <b>1626511</b> 1 479 885  <b>1626512</b> 1 479 887	<b>8026510</b> 1 677 988 33x47x5 A SL RD FPM <b>8126548</b> 1 211 161 PTFE <b>8426566</b> 2x 1 471 482 38x52x6 A SL RD FPM	
1.4	ASDA ASDB  59 kW (80 PS)	FOCUS  07/04-09/12	<b>9826501</b>   95 - PLANNED	<b>0026513</b> 1 253 984 77 Ø MLS		<b>1526577</b>   <b>1555585</b> 1 141 575 	<b>0255595</b> 4x 1 142 502 	<b>0355525</b> 1 326 381 	1920070 	<b>9026501</b> 1 479 885 (8x) +1 479 887 (8x)  <b>1626511</b> 1 479 885  <b>1626512</b> 1 479 887	<b>8026510</b> 1 677 988 33x47x5 A SL RD FPM <b>8126548</b> 1 211 161 PTFE <b>8426566</b> 2x 1 471 482 38x52x6 A SL RD FPM	
1.4	FHA FHD FHE FHF  66 kW (90 PS)	FIESTA PUMA  04/96-01/02	<b>9726566</b> 1 015 369   95 - On demand 1 015 368	On demand 1 012 744 77,3 Ø 1,25 mm →-05/98 MLS  <b>0026515</b> 1 072 018 77,3 Ø 06/98-12/99 MLS		<b>1526577</b>   <b>1555585</b> 1 141 575 	<b>0226511</b> 2x 1 004 476 	<b>0326580</b> 1 072 066 	PLANNED 1 004 459 	<b>9026501</b> 1 479 885 (8x) +1 479 887 (8x)  <b>1626511</b> 1 479 885  <b>1626512</b> 1 479 887	<b>8026510</b> 1 677 988 33x47x5 A SL RD FPM <b>8126548</b> 1 211 161 PTFE <b>8426566</b> 2x 1 471 482 38x52x6 A SL RD FPM	






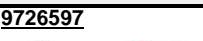















			   		 					 	    
CC	ENGINE	MODEL / YEAR									
1.4	FUA FUAA FUB FUBA FUC FUD FUF FUG FUH FUJ F4B F6A F6B F6C F6E F6F F6G  51-55 kW (80-86 PS) (69-75 PS)	ESCORT FIESTA ORION  09/83→	99 - On demand 1 008 718 +5 028 484 +6 918 548  9826550 1 008 718 +6 918 548	0026525 6 918 548 80 Ø 1,75 mm  		1526532 1 651 775  	0226532 6 851 355  	0326532 6 591 016  	1026550 6 166 108  	9026506 6 674 302 (8x) 1626572 8x 6 674 302 7x11,5/34x16	8026535 6 165 500 35x50x7 A SL RD NBR 8126534 6 126 179 88x108x11,1 AB SL LD MVQ PLANNED 6 078 801 42x56x7 A SL RD MVQ
1.4	FXDA FXDB FXDC FXDD  55 kW (75 PS)	FOCUS  10/98-11/04	9826507 →11/02  9826506 12/02→    95 - On demand  	0026515 1 072 018 77,3 Ø MLS →11/02    0026513 1 253 984 77 Ø MLS 12/02→  		1526577    1555585 1 141 575  	0226506 4x 1 130 257 12/99→    0226513 2x 1 072 063  	0326580 1 072 066  	PLANNED 1 004 459    1920070  	9026501 1 479 885 (8x) +1 479 887 (8x)  1626511 1 479 885  1626512 1 479 887	8026510 1 677 988 33x47x5 A SL RD FPM 8126548 1 211 161 PTFE 8426566 2x 1 471 482 38x52x6 A SL RD FPM

			 9900000  9800000  9700000  9500000							1600000  9000000 	A  RD B  LD AB  LD SL  WD  WD
CC	ENGINE	MODEL / YEAR									
1.4	FXJA FXJB  59 kW (80 PS)	FIESTA  11/01-06/08	<b>9826536</b> →08/03  <b>9826501</b> 09/03→  95 - PLANNED	<b>0026515</b> 1 072 018 77,3 Ø →08/03 MLS  <b>0026513</b> 1 253 984 77 Ø 09/03→ MLS 		<b>1526577</b>  <b>1555585</b> 1 141 575 	<b>0255595</b> 4x 1 142 502 	<b>0326507</b> 1 031 021 →11/03  <b>0355525</b> 1 326 381 11/03→ 	<b>1920070</b> 	<b>9026501</b> 1 479 885 (8x) +1 479 887 (8x) <b>1626511</b> 1 479 885 <b>1626512</b> 1 479 887	<b>8026510</b> 1 677 988 33x47x5 A SL RD FPM <b>8126548</b>  1 211 161 PTFE <b>8426566</b> 2x 1 471 482 38x52x6 A SL RD FPM
1.4	FXJA FXJB FXJC  59 kW (80 PS)	FUSION  08/02-12/12	<b>9826536</b> →08/03  <b>9826501</b> 09/03-10/08  98 - PLANNED 11/08→  95 - PLANNED	<b>0026515</b> 1 072 018 77,3 Ø →08/03 MLS  <b>0026513</b> 1 253 984 77 Ø 09/03-10/08 MLS  <b>0026508</b> 1 538 348 MLS 11/08→ 		<b>1526577</b>  <b>1555585</b> 1 141 575 	<b>0255595</b> 4x 1 142 502 	<b>0326507</b> 1 031 021 →11/03  <b>0355525</b> 1 326 381 11/03→ 	<b>1920070</b> 	<b>9026501</b> 1 479 885 (8x) +1 479 887 (8x) <b>1626511</b> 1 479 885 <b>1626512</b> 1 479 887	<b>8026510</b> 1 677 988 33x47x5 A SL RD FPM <b>8126548</b>  1 211 161 PTFE <b>8426566</b> 2x 1 471 482 38x52x6 A SL RD FPM


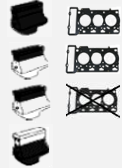








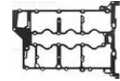









FORD			 9900000  9800000  9700000  9500000 			 					1600000  9000000 	A  RD B  LD AB  LD SL  WD  WD
CC	ENGINE	MODEL / YEAR										
1.4	F6JA F6JB F6JC F6JD  50-51 kW (68-70 PS)	FIESTA TDCI FUSION TDCI  11/01→	<b>9726502</b>  <b>9526503</b> 	<b>0026573</b> 1 146 049 75 Ø 1,25 mm 2U MLS <b>0026574*</b> 1 146 050 75 Ø 1,3 mm 3U MLS <b>0026589</b> 1 146 051 75 Ø 1,35 mm 1U MLS <b>0026596</b> 1 146 052 75 Ø 1,4 mm 4U MLS <b>0026597</b> 1 146 053 75 Ø 1,45 mm 5U MLS 	<b>9226502</b> 	<b>9144259</b> 1 148 101 +1 148 106 (4x) +1 204 688 (2x)  <b>1526511</b> 1 148 101 	<b>0226587</b> 4x 1 148 106 	<b>0326510</b> 1 148 115 	<b>1920070</b> 	<b>9026507</b> 1 145 937 (8x) <b>1626510</b> 8x 1 145 937 5x9,5/17,5x23	<b>8426505</b> 1 142 359 40x55x6,4 A SL RD PTFE ACM <b>8056002</b> 1 142 360 85x105x8,8 A SL LD PTFE ACM <b>8444212</b> 1 145 953 27x47x7 A SL RD PTFE ACM	
1.4	KVJA  51 kW (70 PS)	FIESTA TDCI  07/10→	<b>9726597</b>  <b>95 - PLANNED</b>	<b>On demand</b> 1 703 259 74,7 Ø 1,25 mm 4U MLS <b>On demand</b> 1 703 267 74,7 Ø 1,3 mm 5U MLS <b>On demand</b> 1 703 268 74,7 Ø 1,35 mm 3U MLS <b>On demand</b> 1 703 270 74,7 Ø 1,4 mm 6U MLS <b>On demand</b> 1 703 275 74,7 Ø 1,45 mm 7U MLS 	<b>1526592</b> 1 704 086 	<b>0326547</b> 1 690 577 	<b>1920070</b> 	<b>9026507</b> 1 145 937 (8x) <b>1626510</b> 8x 1 145 937 5x9,5/17,5x23	<b>8426505</b> 1 142 359 40x55x6,4 A SL RD PTFE ACM <b>8056002</b> 1 142 360 85x105x8,8 A SL LD PTFE ACM <b>8444212</b> 1 145 953 27x47x7 A SL RD PTFE ACM			

			<p>9900000 </p> <p>9800000 </p> <p>9700000 </p> <p>9500000 </p>							<p>1600000 </p> <p>9000000 </p>	<p>A </p> <p>B </p> <p>AB </p> <p>SL </p> <p></p> <p>RD </p> <p>LD </p> <p>WD </p>
CC	ENGINE	MODEL / YEAR									
1.4	<p>MGJA</p> <p>RTJA</p> <p>RTJB</p> <p>SPJA</p> <p>SPJC</p> <p>68-71 kW (92-97 PS)</p>	<p>FIESTA</p> <p>06/08→</p>	<p><b>9826584</b> →10/12 </p> <p><b>9826518</b> 11/12→ </p> <p><b>9526545</b> </p>	<p><b>0026508</b> 1 538 348 MLS 11/08→ </p>		<p><b>1555585</b> 1 141 575 </p>	<p><b>0326513</b> 4x 1 338 179 →10/12 </p> <p><b>0226507</b> 4x 1 538 577 11/12→ </p>	<p><b>0355525</b> 1 326 381 </p> <p><b>3026536</b>  1 309 484 </p>	<p>1920070 </p>	<p><b>9026501</b> 1 479 885 (8x) +1 479 887 (8x)</p> <p><b>1626511</b> 1 479 885</p> <p><b>1626512</b> 1 479 887</p>	<p><b>8026510</b> 1 677 988 33x47x5 A SL RD FPM <b>8126548</b>  1 211 161 PTFE <b>8426566</b> 2x 1 471 482 38x52x6 A SL RD FPM</p>
1.4	<p>RTJC</p> <p>RTJD</p> <p>63-66 kW (86-90 PS)</p>	<p>B-MAX</p> <p>10/12→</p>	<p><b>9826518</b> </p> <p><b>9526545</b> </p>	<p><b>0026508</b> 1 538 348 MLS 11/08→ </p>		<p><b>1555585</b> 1 141 575 </p>	<p><b>0226507</b> 4x 1 538 577 </p>	<p><b>0355525</b> 1 326 381 </p> <p><b>3026536</b>  1 309 484 </p>	<p>1920070 </p>	<p><b>9026501</b> 1 479 885 (8x) +1 479 887 (8x)</p> <p><b>1626511</b> 1 479 885</p> <p><b>1626512</b> 1 479 887</p>	<p><b>8026510</b> 1 677 988 33x47x5 A SL RD FPM <b>8126548</b>  1 211 161 PTFE <b>8426566</b> 2x 1 471 482 38x52x6 A SL RD FPM</p>
1.4	<p>UTJA</p> <p>59 kW (80 PS)</p>	<p>FUSION</p> <p>01/10-12/12</p>	<p><b>98 - PLANNED</b></p> <p><b>95 - PLANNED</b></p>	<p><b>0026508</b> 1 538 348 MLS 11/08→ </p>		<p><b>1526577</b> </p> <p><b>1555585</b> 1 141 575 </p>	<p><b>0255595</b> 4x 1 142 502 </p>	<p><b>0355525</b> 1 326 381 </p>	<p>1920070 </p>	<p><b>9026501</b> 1 479 885 (8x) +1 479 887 (8x)</p> <p><b>1626511</b> 1 479 885</p> <p><b>1626512</b> 1 479 887</p>	<p><b>8026510</b> 1 677 988 33x47x5 A SL RD FPM <b>8126548</b>  1 211 161 PTFE <b>8426566</b> 2x 1 471 482 38x52x6 A SL RD FPM</p>








































												
CC	ENGINE	MODEL / YEAR										
1.5	BNMA M8DA M8DB M8DD M8DE M8MA M8MB M9DA M9DB  110-134 kW (120-182 PS)	C-MAX II Ecoboost FOCUS III Ecoboost FOCUS III ESTATE VAN FOCUS III SALOON FOCUS III TURNIER GALAXI Ecoboost GRAND C-MAX KUGA II Ecoboost MONDEO V Ecoboost MONDEO V SALOON MONDEO V TURNIER S-MAX Ecoboost  09/14→				On demand 1 849 927  	On demand 1 837 186  					
1.5	UEJB  82 kW (112 PS)	ECOSPORT TI  10/13→	<u>9826545</u>   95 - On demand	<u>0026545</u> 1 471 557 MLS 		<u>1526510</u> 1 319 177 	<u>0326513</u> 4x 1 338 179 	<u>0355525</u> 1 326 381 	1920070 	<u>9026501</u> 1 479 885 (8x) +1 479 887 (8x)  <u>1626511</u> 1 479 885  <u>1626512</u> 1 479 887	<u>8026510</u> 1 677 988 33x47x5 A SL RD FPM <u>8126548</u>  1 211 161 PTFE <u>8426566</u> 2x 1 471 482 38x52x6 A SL RD FPM	


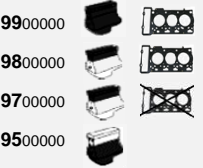










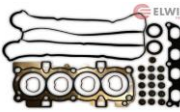











FORD 											
CC	ENGINE	MODEL / YEAR									
1.5 D I E S E L	UGCA UGCB UGJC UGJE  55-66 kW (75-90 PS)	B-MAX TDCI ECOSPORT TDCI FIESTA TDCI TOURNEO TDI TRANSIT TDCI  09/12→	<b>9726597</b>   95 - PLANNED	<b>On demand</b> 1 703 259 74,7 Ø 1,25 mm 4U MLS <b>On demand</b> 1 703 267 74,7 Ø 1,3 mm 5U MLS <b>On demand</b> 1 703 268 74,7 Ø 1,35 mm 3U MLS <b>On demand</b> 1 703 270 74,7 Ø 1,4 mm 6U MLS <b>On demand</b> 1 703 275 74,7 Ø 1,45 mm 7U MLS		<b>1526592</b> 1 704 086 	<b>0326547</b> 1 690 577 	<b>1920070</b> 	<b>9026507</b> 1 145 937 (8x) <b>1626510</b> 8x 1 145 937 5x9,5/17,5x23	<b>8426505</b> 1 142 359 40x55x6,4 A SL RD PTFE ACM <b>8056002</b> 1 142 360 85x105x8,8 A SL LD PTFE ACM <b>8444212</b> 1 145 953 27x47x7 A SL RD PTFE ACM	
1.5	XZJF Y2DA  55 kW (122 PS)	ECOSPORT 1.5 FOCUS IV FOCUS IV TURNIER FOCUS IV SALOON  01/18→	99 - On demand  98 - On demand	<b>0026530</b> 2 083 703 85 Ø MLS 	<b>On demand</b> 2 164 505 	<b>On demand</b> 2 066 229 3x 	<b>On demand</b> 2 116 782 	<b>1920070</b> 	90 - On demand 2 240 924 12x <b>On demand</b> 2 240 924	<b>On demand</b> 2 089 587 FPM RD  <b>On demand</b> 2 010 453 	

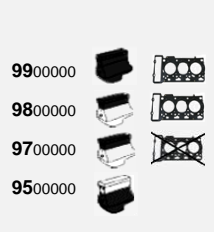





























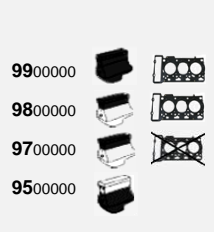







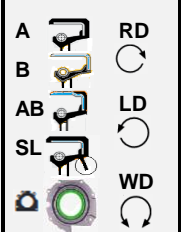



























											
CC	ENGINE	MODEL / YEAR									
1.5	Y1DA YZDA YZJA  110-147 kW (150-200 PS)	FIESTA VII 1,5 EcoBoost FOCUS IV Saloon FOCUS IV Turnier  04/18→	99 - On demand →02/19  99 - On demand 03/19→  98 - On demand →02/19  98 - On demand 03/19→	On demand 2 251 513 85 Ø →02/19  On demand 2 247 833 85 Ø 03/19→	MLS		On demand 2 251 113  	On demand 2 247 666 3x  	On demand 2 220 294	1920070  	90 - On demand 2 240 924 (12x) On demand 12x 2 240 924  On demand 2 089 587 WD FPM On demand 2 010 453 On demand 2 386 709 FPM
1.5	Z2DA Z2GA D Z2JA I ZTDA S ZTDB E ZTGA S ZTJA L ZTJB ZTJC BEGA  70-94 kW (75-125 PS)	ECOSPORT 1.5 EcoBlue FOCUS IV 1.5 EcoBlue KUGA III 1.5 EcoBlue TOURNEO CONNECT GRAND TOURNEO TRANSIT connect MPV TRANSIT connect V408  11/17->					9144205 2 191 051  				
1.6	CDB CDC CDRA CDRB  70 kW (95 PS)	KA STREET  09/00-11/08	9826514  95 - On demand	0026522 1 099 084 83 Ø  	MLS		1526513 1 089 844  	0226510 2x 1 089 772    0256101 079 198 717  	0226591 1 127 417  	1026502 1 089 838  	90 - On demand 1 313 567 (8x) 1626573 8x 1 313 567 8x12/14,5x12  8126547 1 219 337 40x62x7,4 A SL RD PTFE 8126545 1 231 144 PTFE

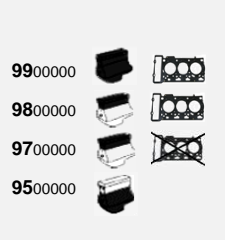






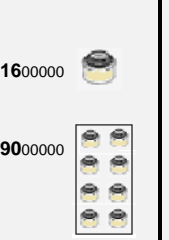
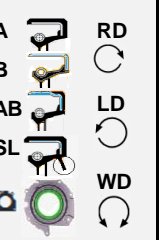




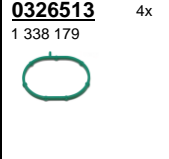



















FORD			 9900000 9800000 9700000 9500000								1600000 9000000	A  B  AB  SL  RD  LD  WD 
CC	ENGINE	MODEL / YEAR										
1.6	FYDA FYDB FYDC FYDD FYDH 74-75 kW (100-102 PS)	FOCUS  10/98-11/04	<b>9826570</b> →11/02  <b>9826509</b> 12/02→   95 - On demand 	<b>0026517</b> 1 097 083 80 Ø →11/02 MLS  <b>0026523</b> 1 253 985 80 Ø 12/02→ MLS 		<b>1526577</b>  <b>1555585</b> 1 141 575 	<b>0226506</b> 4x 1 130 257 12/99→  <b>0226513</b> 2x 1 072 063 	<b>0326580</b> 1 072 066   <b>1920070</b>  PLANNED 1 004 459 	<b>9026501</b> 1 479 885 (8x) +1 479 887 (8x) <b>1626511</b> 1 479 885 <b>1626512</b> 1 479 887	<b>8026510</b> 1 677 988 33x47x5 A SL RD FPM <b>8126548</b> 1 211 161 PTFE <b>8426566</b> 2x 1 471 482 38x52x6 A SL RD FPM		
1.6	FYJA FYJB 74 kW (100 PS)	FIESTA  11/01-06/08	<b>9826504</b> →11/02  <b>9826508</b> 12/02-09/03   <b>9826511</b> 10/03→   <b>9526545</b> 	<b>0026517</b> 1 097 083 80 Ø →11/02 MLS  <b>0026523</b> 1 253 985 80 Ø 12/02-09/03 MLS   <b>0055598</b> 1 305 949 80 Ø 10/03→ MLS 		<b>1526577</b>  <b>1555585</b> 1 141 575 	<b>0255595</b> 4x 1 142 502   <b>0326507</b> 1 031 021 →11/03   <b>0355525</b> 1 326 381 11/03→ 	<b>1920070</b>   <b>9026501</b> 1 479 885 (8x) +1 479 887 (8x) <b>1626511</b> 1 479 885 <b>1626512</b> 1 479 887	<b>8026510</b> 1 677 988 33x47x5 A SL RD FPM <b>8126548</b> 1 211 161 PTFE <b>8426566</b> 2x 1 471 482 38x52x6 A SL RD FPM			

											
CC	ENGINE	MODEL / YEAR									
1.6	FYJA FYJB FYJC  74 kW (100 PS)	FUSION  08/02-11/08	<p><b>9826504</b> →11/02</p>  <p><b>9826508</b> 12/02-09/03</p> <p><b>9826511</b> 10/03-09/08</p>  <p><b>9826523</b> 10/08→</p>  <p><b>95 - PLANNED</b> →10/08</p> <p><b>9526545</b> 11/08→</p> 	<p><b>0026517</b> 1 097 083 80 Ø →11/02</p>  <p><b>0026523</b> 1 253 985 80 Ø 12/02-09/03</p>  <p><b>0055598</b> 1 305 949 80 Ø 10/03-09/08</p>  <p><b>0026591</b> 1 471 525 80 Ø 10/08→</p> 	<p><b>1526577</b></p>  <p><b>1555585</b> 1 141 575</p> 	<p><b>0255595</b> 4x 1 142 502</p> 	<p><b>On demand</b> 1 031 021 →11/03</p>  <p><b>0355525</b> 1 326 381 11/03→</p> 	<p><b>1920070</b></p> 	<p><b>9026501</b> 1 479 885 (8x) +1 479 887 (8x)</p> <p><b>1626511</b> 1 479 885</p> <p><b>1626512</b> 1 479 887</p>	<p><b>8026510</b> 1 677 988 33x47x5 A SL RD FPM <b>8126548</b> 1 211 161 PTFE <b>8426566</b> 2x 1 471 482 38x52x6 A SL RD FPM</p>	


































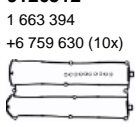
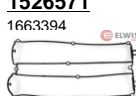




FORD																				
CC	ENGINE	MODEL / YEAR																		
1.6	GPDA GPDB GPDC G8DA G8DB G8DC G8DD G8DE G8DF HHDA HHDB HHJA HHJB HHJC HHJD HHJE HHJF MTDA UBJA  55-81 kW (75-110 PS)	C-MAX TDCI FIESTA TDCI FOCUS TDCI FUSION TDCI  10/03→	<b>9726504</b>  <b>9526503</b> 	<b>0044202*</b> 1 229 877 76 Ø 1,25 mm 4U <b>0044204*</b> 1 229 878 76 Ø 1,3 mm 5U <b>0044205</b> 1 229 879 76 Ø 1,35 mm 3U <b>0044214</b> 1 229 880 76 Ø 1,4 mm 6U <b>0044297</b> 1 229 881 76 Ø 1,45 mm 7U 	<b>9226502</b> 55 355 619 	<b>1526512</b> 1 235 994 	<b>0215420</b> 4x 1 254 376  <b>0215419</b> 4x 1 254 375  <b>9426501</b> 	<b>0326510</b> 1 148 115 	<b>1920070</b> 	<b>90 - PLANNED</b> 3M5Q 6571 AA (16x) <b>1626501</b> 1 229 886 16x 4,5x9/18x14	<b>8426505</b> 1 142 359 40x55x6,4 A SL RD PTFE ACM <b>8056002</b> 1 142 360 85x105x8,8 A SL LD PTFE ACM <b>8444212</b> 1 145 953 27x47x7 A SL RD PTFE ACM									
1.6	HHJB  66 kW (90 PS)	FIESTA TDCI  04/07-09/09	<b>9726504</b>  <b>9526503</b> 	<b>0044202*</b> 1 229 877 76 Ø 1,25 mm 4U <b>0044204*</b> 1 229 878 76 Ø 1,3 mm 5U <b>0044205</b> 1 229 879 76 Ø 1,35 mm 3U <b>0044214</b> 1 229 880 76 Ø 1,4 mm 6U <b>0044297</b> 1 229 881 76 Ø 1,45 mm 7U 		<b>1526512</b> 1 235 994 	<b>0215420</b> 4x 1 254 376  <b>0215419</b> 4x 1 254 375  <b>9426501</b> 	<b>0326510</b> 1 148 115 	<b>1920070</b> 	<b>90 - PLANNED</b> 3M5Q 6571 AA (16x) <b>1626501</b> 1 229 886 16x 4,5x9/18x14	<b>8426505</b> 1 142 359 40x55x6,4 A SL RD PTFE ACM <b>8056002</b> 1 142 360 85x105x8,8 A SL LD PTFE ACM <b>8444212</b> 1 145 953 27x47x7 A SL RD PTFE ACM									

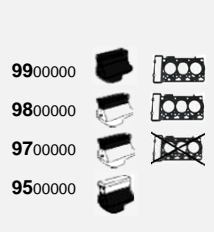


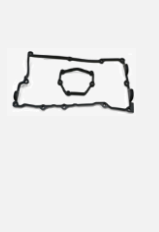
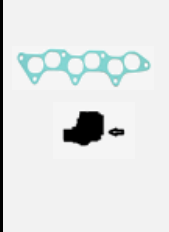


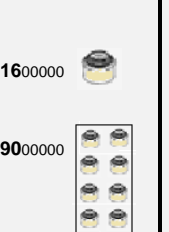
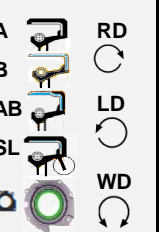

















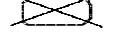








FORD																				
CC	ENGINE	MODEL / YEAR																		
1.6	HWDA HWDB  74 kW (100 PS)	C-MAX FOCUS  10/03-09/12	<b>9826511</b> →02/07  <b>98 - On demand</b> 03/07→  <b>95 - PLANNED</b>	<b>0055598</b> 1 305 949 80 Ø →02/07  <b>0026591</b> 1 471 525 80 Ø 03/07→ 		<b>1526577</b>  <b>1555585</b> 1 141 575 	<b>0255595</b> 4x 1 142 502 	<b>0355525</b> 1 326 381 	<b>1920070</b> 	<b>9026501</b> 1 479 885 (8x) +1 479 887 (8x)  <b>1626511</b> 1 479 885  <b>1626512</b> 1 479 887	<b>8026510</b> 1 677 988 33x47x5 A SL RD FPM <b>8126548</b>  1 211 161 PTFE <b>8426566</b> 2x 1 471 482 38x52x6 A SL RD FPM									
1.6	HXDA HXDB SIDA  85 kW (115-116 PS)	C-MAX FOCUS TI  07/04-09/12	<b>9826597</b> →12/07  <b>95 - PLANNED</b>	<b>0026516</b> 1 319 733 80 Ø →12/07  <b>1026504</b> 1 055 593 	<b>1025501</b> 1 013 938  <b>1026504</b> 1 055 593 	<b>1526510</b> 1 319 177 	<b>0326513</b> 4x 1 338 179 	<b>0355525</b> 1 326 381 	<b>1920070</b> 	<b>9026501</b> 1 479 885 (8x) +1 479 887 (8x)  <b>1626511</b> 1 479 885  <b>1626512</b> 1 479 887	<b>8026510</b> 1 677 988 33x47x5 A SL RD FPM <b>8126548</b>  1 211 161 PTFE <b>8426501</b> 2x 1 319 178 46x56,4x7 A SL RD FPM									
1.6	HXJA HXJB PNBA RNBA  81-92 kW (110-125 PS)	CORTINA FIESTA TI MONDEO MONDEO TI  03/07→	<b>9826545</b>  <b>9526545</b> 	<b>0026545</b> 1 471 557 MLS 		<b>1526510</b> 1 319 177 	<b>0326513</b> 4x 1 338 179 	<b>0355525</b> 1 326 381 	<b>1920070</b> 	<b>9026501</b> 1 479 885 (8x) +1 479 887 (8x)  <b>1626511</b> 1 479 885  <b>1626512</b> 1 479 887	<b>8026510</b> 1 677 988 33x47x5 A SL RD FPM <b>8126548</b>  1 211 161 PTFE <b>8426501</b> 2x 1 319 178 46x56,4x7 A SL RD FPM									

FORD											
CC	ENGINE	MODEL / YEAR									
1.6	IQDA IQDB IQJA KGBA MUDA PNDA U5JA XTDA  63-99 kW (85-134 PS)	B-MAX B-MAX TI Cargo C-MAX C-MAX TI C-MAX LPG FIESTA TI FOCUS FOCUS TI FOCUS LPG MONDEO  07/10→	<b>9826545</b>  <b>9526545</b> 	<b>0026545</b> 1 471 557 MLS 		<b>1526510</b> 1 319 177 	<b>0326513</b> 4x 1 338 179 	<b>0355525</b> 1 326 381  <b>3026536</b> 1 309 484 	<b>1920070</b> 	<b>9026501</b> 1 479 885 (8x) +1 479 887 (8x)  <b>1626511</b> 1 479 885  <b>1626512</b> 1 479 887	<b>8026510</b> 1 677 988 33x47x5 A SL RD FPM <b>8126548</b> 1 211 161 PTFE <b>8426501</b> 2x 1 319 178 46x56,4x7 A SL RD FPM
1.6	JQDA JQDB JQGA JQMA JQMB JTBA JTBB JTDA JTDB JTJA JTMA JTWA JTWB YUDA  110-134 kW (150-182 PS)	C-MAX FIESTA FIESTA ST FOCUS GALAXY GRAND C-MAX KUGA MONDEO S-MAX TOURNEO TRANSIT  07/10→	<b>9826519</b>  <b>9826532</b>  95 - On demand	<b>0026590</b> 1 685 734 80 Ø MLS 		On demand 1 846 427   <b>1526517</b> 1 704 081 	<b>0255596</b> 1 685 610 	<b>0326581</b> 1 721 157 	<b>1920070</b> 	90 - On demand 1 791 865 (16X) <b>1626505</b> 16x 1 791 865	<b>8026510</b> 1 677 988 33x47x5 A SL RD FPM <b>8126548</b> 1 211 161 PTFE <b>8426501</b> 2x 1 319 178 46x56,4x7 A SL RD FPM
1.6	LJA LJB LJD LJE LJF  75-79 kW (102-108 PS)	ESCORT FIESTA XR2i ORION  03/89→	98 - On demand 1 008 739 +6 918 549  95 - On demand 5 028 484	<b>0026524</b> 6 918 549 83 Ø 1,8 mm 		<b>1526532</b> 1 651 775 	On demand 6 188 592   On demand 6 178 334 	<b>0326532</b> 6 591 016 	<b>1026550</b> 6 166 108 	<b>9026506</b> 6 674 302 (8x) <b>1626572</b> 8x 6 674 302 7x11,5/34x16	<b>8026535</b> 6 165 500 35x50x7 A SL RD NBR <b>8126534</b> 6 126 179 88x108x11,1 AB SL LD MVQ PLANNED 6 078 801 42x56x7 A SL RD MVQ


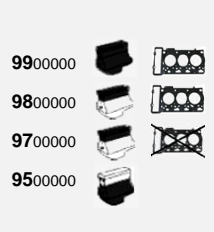







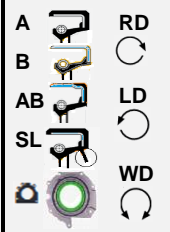




















































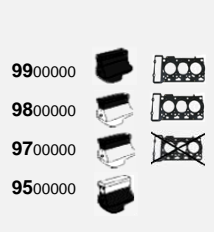
























			 9900000  9800000  9700000  9500000		 					 1600000  9000000	 A  B  AB  SL  RD  LD  WD
CC	ENGINE	MODEL / YEAR									
1.6	LRB LR2 L4B L6B  59-77 kW (80-105 PS)	ESCORT ESCORT XR3i ORION SIERRA  07/85-02/93	<b>99 - On demand</b> 1 008 725 +5 028 484 +6 918 549  <b>98 - On demand</b> 1 008 725 +6 918 549	<b>0026524</b> 6 918 549 83 Ø 1,8 mm 		<b>1526532</b> 1 651 775 	<b>0226532</b> 6 851 355 	<b>0326540</b> 6 591 017 	<b>1026550</b> 6 166 108 	<b>9026506</b> 6 674 302 (8x) <b>1626572</b> 8x 6 674 302 7x11,5/34x16	<b>8026535</b> 6 165 500 35x50x7 A SL RD NBR <b>8126534</b> 6 126 179 88x108x11,1 AB SL LD MVQ <b>PLANNED</b> 6 078 801 42x56x7 A SL RD MVQ
1.6	LUC  66 kW (90 PS)	ORION  12/85-07/90	<b>99 - On demand</b> 5 016 205  <b>98 - On demand</b> 5 016 206	<b>0026524</b> 6 918 549 83 Ø 1,8 mm 		<b>1526532</b> 1 651 775 	<b>0226532</b> 6 851 355 	<b>0326532</b> 6 591 016 	<b>1026550</b> 6 166 108 	<b>9026506</b> 6 674 302 (8x) <b>1626572</b> 8x 6 674 302 7x11,5/34x16	<b>8026535</b> 6 165 500 35x50x7 A SL RD NBR <b>8126534</b> 6 126 179 88x108x11,1 AB SL LD MVQ <b>PLANNED</b> 6 078 801 42x56x7 A SL RD MVQ
1.6	L1E L1G L1H L1K  65-66 kW (88-90 PS)	ESCORT ESCORT XR3i ORION FIESTA  07/92-07/00	<b>9826590</b> 5 028 414 +6 847 749   <b>95 - On demand</b> 5 031 032	<b>0026581</b> 6 847 749 77,5 Ø 		<b>9126512*</b> 1 663 394 +6 759 630 (10x)   <b>1526571</b> 1663394 	<b>0226571</b> 1 663 389  <b>0226570</b> 6 669 767 	<b>0326570</b> 7 181 761 	<b>1026555</b> 7 008 824 	<b>9026502</b> 1 086 431 (8x) +1 086 432 (8x) <b>1626565</b> 8x 1 056 736 6x12/24x20 <b>1626566</b> 8x 1 056 737 6x12/24x20	<b>PLANNED</b> 1 102 415 35x50x7 A SL RD PTFE ACM <b>8126534</b> 6 126 179 88x108x11,1 AB SL LD MVQ <b>8426561</b> 2x 1 663 822 42x53x7 A SL RD NBR

FORD																				
CC	ENGINE	MODEL / YEAR																		
1.6	L1F L1J  65-66 kW (88-90 PS)	MONDEO  02/93-09/00	<b>9826591</b> 5 028 415 +6 847 749   <b>95 - On demand</b> 5 031 032	<b>0026581</b> 6 847 749 77,5 Ø  		<b>9126512*</b> 1 663 394 +6 759 630 (10x)   <b>1526571</b> 1663394 	<b>0226585</b> 4x 1 048 093   <b>0226572</b> 6 780 895 	<b>0326570</b> 7 181 761  	<b>1026555</b> 7 008 824  	<b>9026502</b> 1 086 431 (8x) +1 086 432 (8x) <b>1626565</b> 8x 1 056 736 6x12/24x20 <b>1626566</b> 8x 1 056 737 6x12/24x20	<b>PLANNED</b> 1 102 415 35x50x7 A SL RD PTFE ACM <b>8126534</b> 6 126 179 88x108x11,1 AB SL LD MVQ <b>8426561</b> 2x 1 663 822 42x53x7 A SL RD NBR									
1.6	L1L L1N L1Q  70 kW (95 PS)	MONDEO  05/98-09/00		<b>On demand</b> 1 105 764 77 Ø 0,6 mm MLS  		<b>1526585</b> 1 061 468 01/99-04/99   <b>1526578</b> 1 126 120 05/99→ 	<b>0226585</b> 4x 1 048 093   <b>0226580</b> 4x 1 090 949 10/99→ 	<b>0326570</b> 7 181 761  	<b>1920070</b>   <b>On demand</b> 1 078 707  	<b>9026502</b> 1 086 431 (8x) +1 086 432 (8x)	<b>PLANNED</b> 1 102 415 35x50x7 A SL RD PTFE ACM <b>PLANNED</b> 1 045 520 89x108x10 A SL LD ACM <b>8426561</b> 2x 1 663 822 42x53x7 A SL RD NBR									
1.6	L1T L1V  76 kW (103 PS)	FIESTA  02/00-01/02	<b>9826570</b>   <b>95 - PLANNED</b>  	<b>0026517</b> 1 097 083 80 Ø MLS  		<b>1526577</b>   <b>1555585</b> 1 141 575 	<b>0226513</b> 2x 1 072 063  	<b>0326580</b> 1 072 066  	<b>1920070</b>   <b>PLANNED</b> 1 004 459  	<b>9026501</b> 1 479 885 (8x) +1 479 887 (8x)  <b>1626511</b> 1 479 885  <b>1626512</b> 1 479 887	<b>8026510</b> 1 677 988 33x47x5 A SL RD FPM <b>8126548</b>  1 211 161 PTFE <b>8426566</b> 2x 1 471 482 38x52x6 A SL RD FPM									


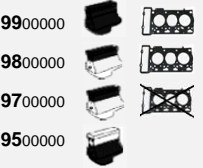


















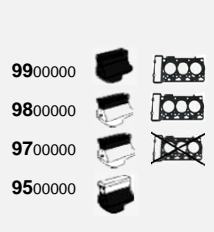







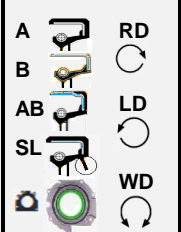














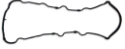
																				
CC	ENGINE	MODEL / YEAR																		
1.6	L1W  76 kW (103 PS)	PUMA  08/00-06/02	95 - PLANNED	<b>0026517</b> 1 097 083 80 Ø MLS 		<b>1526577</b>  <b>1555585</b> 1 141 575 	<b>0226513</b> 2x 1 072 063 	<b>0326507</b> 1 031 021 	<b>1920070</b> 	<b>9026501</b> 1 479 885 (8x) +1 479 887 (8x) <b>1626511</b> 1 479 885 <b>1626512</b> 1 479 887	<b>8026510</b> 1 677 988 33x47x5 A SL RD FPM <b>8126548</b> 1 211 161 PTFE <b>8426566</b> 2x 1 471 482 38x52x6 A SL RD FPM									
1.6	NGDA NGDB D TZJA I TZJB E T1BA S T1BB E T1BC L T1DA T1DB T1WA T1WB T3CA T3CB T3DA T3DB T3JA T3JB  70-85 kW (95-115 PS)	B-MAX B-MAX TDCI C-MAX TDCI FIESTA TDCI FOCUS TDCI GALAXY TDCI GRAND C-MAX MONDEO TDCI S-MAX TDCI TOURNEO TDI TRANSIT TDCI  02/10→	<b>9726597</b>  <b>9526506</b>	On demand 1 698 964 75,7 Ø MLS 1,25 mm 5U <b>PLANNED</b> 1 698 965 75,7 Ø MLS 1,3 mm 6U <b>PLANNED</b> 1 698 966 75,7 Ø MLS 1,35 mm 4U <b>PLANNED</b> 1 698 967 75,7 Ø MLS 1,4 mm 7U <b>PLANNED</b> 1 698 968 75,7 Ø MLS 1,45 mm 8U 		<b>1526592</b> 1 704 086 	<b>0326547</b> 1 690 577 	<b>1920070</b> 	<b>9026507</b> 1 145 937 (8x) <b>1626510</b> 8x 1 145 937 5x9,5/17,5x23	<b>8426505</b> 1 142 359 40x55x6,4 A SL RD PTFE ACM <b>8056002</b> 1 142 360 85x105x8,8 A SL LD PTFE ACM <b>8444212</b> 1 145 953 27x47x7 A SL RD PTFE ACM										
1.6	SHDA SHDB SHDC  74 kW (100 PS)	C-MAX FOCUS  07/04-09/12	<b>9826523</b> 03/07→  <b>9526545</b> 	<b>0026591</b> 1 471 525 80 Ø MLS 03/07→ 		<b>1555585</b> 1 141 575 	<b>0255595</b> 4x 1 142 502 	<b>0355525</b> 1 326 381 	<b>1920070</b> 	<b>9026501</b> 1 479 885 (8x) +1 479 887 (8x) <b>1626511</b> 1 479 885 <b>1626512</b> 1 479 887	<b>8026510</b> 1 677 988 33x47x5 A SL RD FPM <b>8126548</b> 1 211 161 PTFE <b>8426566</b> 2x 1 471 482 38x52x6 A SL RD FPM									


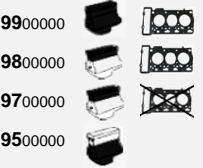
















































FORD			 9900000  9800000  9700000  9500000 								1600000  9000000 	A  RD B  LD AB  LD SL  WD  WD
CC	ENGINE	MODEL / YEAR										
1.6	TZGA TZGB T1GA UBGA  55-85 kW (75-115 PS)	TOURNEO TDCI TRANSIT TDCI  02/13→	<b>9726597</b>  95 - On demand	<b>On demand</b> 1 698 964 75,7 Ø      MLS 1,25 mm      5U <b>PLANNED</b> 1 698 965 75,7 Ø      MLS 1,3 mm      6U <b>PLANNED</b> 1 698 966 75,7 Ø      MLS 1,35 mm      4U <b>PLANNED</b> 1 698 967 75,7 Ø      MLS 1,4 mm      7U <b>PLANNED</b> 1 698 968 75,7 Ø      MLS 1,45 mm      8U 		<b>1526592</b> 1 704 086 		<b>0326547</b> 1 690 577 	<b>On demand</b> 1 830 726 	<b>9026507</b> 1 145 937 (8x) <b>1626510</b> 8x 1 145 937 5x9,5/17,5x23	<b>8426505</b> 1 142 359 40x55x6,4 A SL RD PTFE ACM <b>8056002</b> 1 142 360 85x105x8,8 A SL LD PTFE ACM <b>8444212</b> 1 145 953 27x47x7 A SL RD PTFE ACM	
1.6	4RB  48 kW (65 PS)	TRANSIT  11/77-10/86	<b>99 - On demand</b> 5 028 467 +5 028 466 +6 051 959  <b>9826540</b> 5 028 467 +5 051 959	<b>0026540</b> 5 051 959 89,5 Ø 1,3 mm 		<b>1526539</b> 6 154 455 	<b>0226541</b> 6 763 409 	<b>0326541</b> 3x 6 909 666   <b>0326539</b> 1 472 929 	<b>On demand</b> 5 027 042 	<b>90 - On demand</b> 1 596 529 (8x) <b>1626539</b> 8x 1 596 529 6,5x11,5/15,5x9,5	<b>PLANNED</b> 6 078 801 42x56x7 A SL RD MVQ <b>8126544</b> 1 641 893 79,38x95,25x11 A SL LD ACM <b>PLANNED</b> 6 078 801 42x56x7 A SL RD MVQ	
1.7	MHA MHB  92-114 kW (125-155 PS)	PUMA (EC_) 1.7 16V PUMA EC Racing ST 160  03/97-06/02				<b>1526591</b> 1 031 031 						

FORD																				
CC	ENGINE	MODEL / YEAR																		
1.8	BHDA BHDB BHPA C9DA C9DB C9DC FFBA FFDA FFWA F9DA F9DB HCPA HCPB KHBA KKDA KKDB P7PA P7PB P9PA P9PB P9PC P9PD QYBA QYWA RTN RT RTQ RWPA RWPC RWPD RWPE RWPF R2PA R3PA  55-92 kW (75-125 PS)	C-MAX TDCI FIESTA DI FIESTA TD FOCUS DI FOCUS TD TDDi FOCUS TDCI FOCUS TDDI GALAXY TDCI MONDEO TDCI S-MAX TDCI TOURNEO DI TOURNEO TD TOURNEO TDCI TRANSIT DI TRANSIT TDCI  10/98→	<b>9726503</b>   <b>9526510*</b>	<b>0026587</b> 1 131 831 83,5 Ø 1,2 mm MLS 2U <b>0026502</b> 1 131 832 83,5 Ø 1,25 mm MLS 3U <b>0026503</b> 1 131 833 83,5 Ø 1,3 mm 4U <b>0026521</b> 1 131 834 83,5 Ø 1,35 mm 5U <b>0026504</b> 1 131 835 83,5 Ø 1,4 mm 6U <b>0026505</b> 1 131 836 83,5 Ø 1,45 mm 7U 		<b>1526579</b> 1 078 524  <b>1556013</b> 034 103 483J  <b>9126503</b> 	<b>0226505</b> 1 113 080 	<b>0326572</b> 1 352 847 	<b>1920070</b>  <b>PLANNED</b> 1 078 498 	<b>90 - On demand</b> 1 644 647 (8x) <b>1626567</b> 8x 1 644 647 6,5x11,5/15,5x9,5	<b>8126549</b> 1 101 468 30x50x7,3 A SL RD PTFE ACM <b>8426568</b> 1 207 615 PTFE <b>8426560</b> 6 135 090 28x38x7 A SL RD FPM <b>8426569</b> XS4Q 9G605 AH 									
1.8	CFBA  96 kW (130 PS)	MONDEO SCI  06/03-03/07	<b>99 - On demand</b>  <b>98 - On demand</b>	<b>On demand</b> 1 230 192 84,5 Ø MLS 	<b>On demand</b> 1 222 675 	<b>On demand</b> 4x 1 223 677 	<b>On demand</b> 1 222 704 	<b>1920070</b> 	<b>9026503</b> 1 151 825 (8x) +1 206 655 (8x) <b>1626515</b> 8x 1 206 655 5,5x11/18x25 <b>1626514</b> 8x 1 151 825 5,5x11/18x25	<b>8426511</b> 1 119 162 37x50x8 A SL RD FPM <b>8126546</b> 1 211 759 PTFE 										


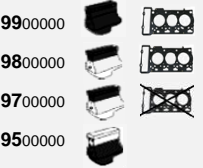

































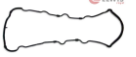
<div style="display: flex; justify-content: space-between; align-items: center;"> <span style="font-size: 24px; font-weight: bold;">FORD</span> </div>			<div style="display: flex; justify-content: space-around;"> <div style="text-align: center;"> <p>9900000</p> </div> <div style="text-align: center;"> <p>9800000</p> </div> <div style="text-align: center;"> <p>9700000</p> </div> <div style="text-align: center;"> <p>9500000</p> </div> </div>												<div style="display: flex; justify-content: space-around;"> <div style="text-align: center;"> <p>1600000</p> </div> <div style="text-align: center;"> <p>9000000</p> </div> </div>		<div style="display: flex; justify-content: space-between; align-items: center;"> <div style="font-size: 10px;"> <p>A </p> <p>B </p> <p>AB </p> <p>SL </p> </div> <div style="font-size: 10px;"> <p>RD </p> <p>LD </p> <p>WD </p> </div> </div>	
CC	ENGINE	MODEL / YEAR																
1.8	CGBA CGBB CHBA CHBB 81-92 kW (110-125 PS)	MONDEO 10/00-03/07	<p><b>9926501</b></p>		<p><b>0026520</b>                      1 302 345                      85 Ø                      MLS</p>		<p><b>9126510</b>                      1 119 878</p>		<p><b>0226525</b>                      4x                      1 119 284</p>		<p><b>0326515</b>                      1 112 701</p>		<p><b>1920070</b></p>		<p><b>9026503</b>                      1 151 825 (8x)                      +1 206 655 (8x)  <b>1626515</b>                      8x                      1 206 655                      5,5x11/18x25  <b>1626514</b>                      8x                      1 151 825                      5,5x11/18x25</p>		<p><b>8426511</b>                      1 119 162                      37x50x8                      A SL RD FPM  <b>8126546</b>                       1 211 759                      PTFE</p>	
			<p><b>9826521</b></p>				<p><b>1537540</b>                      1 220 025</p>		<p><b>9426525</b>                      4x                      1 119 284</p>									
			<p><b>9826520</b></p>															
			<p><b>9826522</b></p>															
			<p><b>9526501</b></p>															

 <b>FORD</b>			 9900000 9800000 9700000 9500000						 1600000 9000000	 A B AB SL RD LD WD
CC	ENGINE	MODEL / YEAR								
1.8	CSDA CSDB QQDA QQDB QQDC QQDD Q7DA  88-96 kW (120-131 PS)	C-MAX FOCUS FOCUS C-MAX  10/03-09/12	<b>9926501</b>  <b>9826520</b>  <b>9826521</b>  <b>9526501</b> 	<b>0026520</b> 1 302 345 85 Ø MLS	<b>1537540</b> 1 220 025	<b>0226525</b> 4x 1 119 284  <b>9426525</b> 4x 1 119 284	<b>0326515</b> 1 112 701	<b>1920070</b> 	<b>9026503</b> 1 151 825 (8x) +1 206 655 (8x) <b>1626515</b> 8x 1 206 655 5,5x11/18x25 <b>1626514</b> 8x 1 151 825 5,5x11/18x25	<b>8426511</b> 1 119 162 37x50x8 A SL RD FPM <b>8126546</b> 1 211 759 PTFE
1.8	EYDB EYDC EYDD EYDE EYDF EYDG EYDI EYDJ EYDL  85 kW (115 PS)	FOCUS  10/98-11/04	<b>9826573</b> →04/99  <b>9826572</b> 10/99→  95 - On demand	<b>0026519</b> 1 105 771 81,5 Ø MLS	<b>1526585</b> 1 061 468 →04/99  <b>1526578</b> 1 126 120 05/99→	<b>0226585</b> 4x 1 048 093 →09/99  <b>0226580</b> 4x 1 090 949 10/99→	<b>0326576</b> 1 053 902	<b>1920070</b>  On demand 1 078 707 	<b>9026502</b> 1 086 431 (8x) +1 086 432 (8x)	PLANNED 1 102 415 35x50x7 A SL RD PTFE ACM PLANNED 1 045 520 89x108x10 A SL LD ACM <b>8426561</b> 2x 1 663 822 42x53x7 A SL RD NBR

FORD																				
CC	ENGINE	MODEL / YEAR																		
1.8	EYPA EYPC EYPD  85 kW (116 PS)	TOURNEO TRANSIT  06/02-12/13	<b>9826572</b>   95 - On demand	<b>0026519</b> 1 105 771 81,5 Ø MLS 		<b>1526578</b> 1 126 120 	<b>0226580</b> 4x 1 090 949 	<b>0326576</b> 1 053 902 	<b>1920070</b>   On demand 1 078 707 	<b>9026502</b> 1 086 431 (8x) +1 086 432 (8x)	<b>PLANNED</b> 1 102 415 35x50x7 A SL RD PTFE ACM <b>PLANNED</b> 1 045 520 89x108x10 A SL LD ACM <b>8426561</b> 2x 1 663 822 42x53x7 A SL RD NBR									
1.8	RDA RDB RKC RQB RQC  77-96 kW (105-130 PS)	ESCORT ESCORT XR3i FIESTA FIESTA XR2i ORION  01/92-08/00	<b>9826592</b> 5 028 414 +6 847 748   95 - On demand 5 031 032	<b>0026580</b> 6 847 748 82 Ø 1,6 mm 		<b>9126512*</b> 1 663 394 +6 759 630 (10x)   <b>1526571</b> 1663394 	<b>0226571</b> 1 663 389   <b>0226570</b> 6 669 767 	<b>0326570</b> 7 181 761 	<b>1026555</b> 7 008 824 	<b>9026502</b> 1 086 431 (8x) +1 086 432 (8x) <b>1626565</b> 8x 1 056 736 6x12/24x20 <b>1626566</b> 8x 1 056 737 6x12/24x20	<b>PLANNED</b> 1 102 415 35x50x7 A SL RD PTFE ACM <b>8126534</b> 6 126 179 88x108x11,1 AB SL LD MVQ <b>8426561</b> 2x 1 663 822 42x53x7 A SL RD NBR									

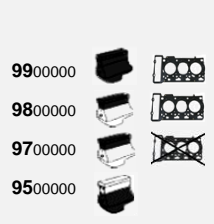





















																					
CC	ENGINE	MODEL / YEAR																			
1.8 D I E S E L	RFA	P TD	<b>97 - On demand</b>		<b>0026570</b>		<b>0326560</b>		<b>1526560</b>		<b>0226577</b>		<b>0326572</b>		<b>1026560</b>		<b>90 - On demand</b>		<b>On demand</b>		
	RFB	SIERRA TD	1 665 147	+1 635 583 (8x)	6 474 024	83,8 Ø	6175933	6 765 358	6 465 680	1 352 847	1 651 865	1 635 583 (8x)	→-07/92	7 048 712	66,67x89,3x10	A SL RD PTFE ACM					
	RFL	10/87-02/93	+6 180 424	+6 740 296	83,8 Ø	1,5 mm						→-07/92	<b>90 - On demand</b>	1 644 647 (8x)	08/92→	<b>8126544</b>	1 641 893				
	55 kW (75 PS)		→-07/92	→-07/92	6 474 025	83,8 Ø						8x	<b>1626560</b>	1 620 861	→-07/92	<b>8426560</b>	6 135 090				
			<b>9726510</b>		6 474 026	83,8 Ø						8x	1 644 647	08/92→		28x38x7					
					83,8 Ø	1,6 mm						8x				A SL LD ACM					
					6 474 026	83,8 Ø						8x				<b>8426560</b>					
					83,8 Ø	1,6 mm						8x				6 135 090					
					08/92→	08/92→						8x				28x38x7					
					08/92→	08/92→						8x				A SL RD FPM					











































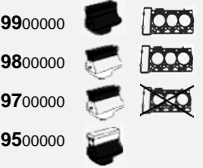





























			 99000000  98000000  97000000  95000000							16000000  90000000 	A  RD B  LD AB  LD SL  WD  WD
CC	ENGINE	MODEL / YEAR									
1.8	RFD RFK RFM RFN RFS RVA  51-66 kW (70-90 PS)	ESCORT TD MONDEO TD ORION TD  03/92-06/01	<b>9726510</b> 1 022 123 +6 180 424 +6 740 296 →08/98  <b>9726515</b> 08/98→  95 - On demand 1 662 772 →08/98	<b>0026575</b> 6 526 341 83,8 Ø 1,5 mm 2U <b>0026576</b> 6 526 342 1,6 mm 3U <b>0026577</b> 6 526 343 83,8 Ø 1,65 mm 4U 	<b>0326560</b> 6175933 	<b>1526560</b> 6 765 358 →08/98  <b>1526579</b> 1 078 524 08/98→  <b>9126501</b>  <b>9126503</b> 	<b>0226577</b> 6 465 680 →07/98  <b>0226505</b> 1 113 080 08/98→ 	<b>0326572</b> 1 352 847 	<b>1026565</b> 1 665 138 	90 - On demand 1 644 647 (8x) <b>1626567</b> 8x 1 644 647 6,5x11,5/15,5x9,5	On demand 7 048 712 66,67x89,3x10 A SL RD PTFE ACM <b>8126544</b> 1 641 893 79,38x95,25x11 A SL LD ACM →08/98 <b>8426568</b> 1 207 615 08/98→ <b>8426560</b> 6 135 090 28x38x7 A SL RD FPM
1.8	RKA RKB  82-85 kW (112-116 PS)	MONDEO  02/93-08/96	<b>9826593</b> 5 028 415 +6 847 748  95 - On demand 5 031 032	<b>0026580</b> 6 847 748 82 Ø 1,6 mm 		<b>9126512*</b> 1 663 394 +6 759 630 (10x)  <b>1526571</b> 1663394 	<b>0226572</b> 6 780 895 	<b>0326570</b> 7 181 761 	<b>1026555</b> 7 008 824 	<b>9026502</b> 1 086 431 (8x) +1 086 432 (8x)	PLANNED 1 102 415 35x50x7 A SL RD PTFE ACM <b>8126534</b> 6 126 179 88x108x11,1 AB SL LD MVQ <b>8426561</b> 2x 1 663 822 42x53x7 A SL RD NBR




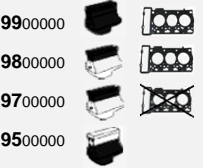





















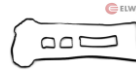







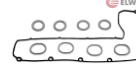


<div style="display: flex; align-items: center;"> <h1 style="margin: 0;">FORD</h1> </div>			<p>9900000 </p> <p>9800000 </p> <p>9700000 </p> <p>9500000 </p>							<p>1600000 </p> <p>9000000 </p>	<p>A </p> <p>B </p> <p>AB </p> <p>SL </p> <p></p>	<p>RD </p> <p>LD </p> <p>WD </p>
CC	ENGINE	MODEL / YEAR										
1.8	RKB  85 kW (115 PS)	MONDEO  08/96-09/00	<p><b>9826593</b> 5 028 415 +6 847 748 →05/98</p> <p>95 - On demand 5 031 032 →05/98</p> <p>95 - On demand 06/98→</p>	<p><b>0026580</b> 6 847 748 82 Ø 1,6 mm →05/98</p> <p><b>0026519</b> 1 105 771 81,5 Ø 06/98→</p> <p>MLS</p>		<p><b>9126512*</b> 1 663 394 +6 759 630 (10x) →05/98</p> <p><b>1526585</b> 1 061 468 06/98-04/99</p> <p><b>1526578</b> 1 126 120 05/99→</p>	<p><b>0226572</b> 6 780 895</p> <p><b>0226585</b> 4x 1 048 093 06/98-09/99</p> <p><b>0226580</b> 4x 1 090 949 10/99→</p>	<p><b>0326570</b> 7 181 761</p>	<p><b>1026555</b> 7 008 824 →05/98</p> <p>On demand 1 078 707 06/98→</p>	<p><b>9026502</b> 1 086 431 (8x) +1 086 432 (8x)</p>	<p><b>PLANNED</b> 1 102 415 35x50x7 A SL RD PTFE ACM <b>8126534</b> 6 126 179 88x108x11,1 AB SL LD MVQ →05/98 <b>PLANNED</b> 1 045 520 89x108x10 A SL LD ACM 06/98→ <b>8426561</b> 2x 1 663 822 42x53x7 A SL RD NBR</p>	
1.8	RKF RKJ RKK  85 kW (115 PS)	MONDEO  08/96-09/00	<p>95 - On demand</p>	<p><b>0026519</b> 1 105 771 81,5 Ø 06/98→</p> <p>MLS</p>		<p><b>1526585</b> 1 061 468 06/98-04/99</p> <p><b>1526578</b> 1 126 120 05/99→</p>	<p><b>0226585</b> 4x 1 048 093 06/98-09/99</p> <p><b>0226580</b> 4x 1 090 949 10/99→</p>	<p><b>0326570</b> 7 181 761</p>	<p>On demand 1 078 707</p>	<p><b>9026502</b> 1 086 431 (8x) +1 086 432 (8x)</p>	<p><b>PLANNED</b> 1 102 415 35x50x7 A SL RD PTFE ACM <b>PLANNED</b> 1 045 520 89x108x10 A SL LD ACM <b>8426561</b> 2x 1 663 822 42x53x7 A SL RD NBR</p>	

FORD																				
CC	ENGINE	MODEL / YEAR																		
1.8	RTA RTB RTC RTD RTE RTF RTG RTH RTJ RTK  (44 kW) 60 PS	ESCORT D FIESTA D ORION D  07/88-04/00	<b>97 - On demand</b> 1 665 147 +1 665 583 (8x) →07/92  <b>97 - On demand</b> 1 665 147 +1 644 647 (8x) 08/92-02/94  <b>9726510</b> 1 022 123 03/94-08/98   <b>9726515</b> 09/98→  <b>95 - On demand</b> 1 662 772 →08/98	<b>0026570</b> 6 474 024 83,8 Ø 1,5 mm 2U →07/92 <b>On demand</b> 6 474 025 83,8 Ø 1,6 mm 3U →07/92 <b>On demand</b> 6 474 026 83,8 Ø 1,65 mm 4U →07/92  <b>0026575</b> 6 526 341 83,8 Ø 1,5 mm 2U 08/92→ <b>0026576</b> 6 526 342 1,6 mm 3U 08/92→ <b>0026577</b> 6 526 343 83,8 Ø 1,65 mm 4U 08/92→ 	<b>0326560</b> 6175933 	<b>1526560</b> 6 765 358 →08/98  <b>1526579</b> 1 078 524 08/98→  <b>9126501</b>  <b>9126503</b> 	<b>0226509</b> 6 169 448 	<b>0326572</b> 1 352 847 	<b>1026560</b> 1 651 865 →08/91  <b>1026565</b> 1 665 138 09/91→ 	<b>90 - On demand</b> 1 635 583 (8x) →07/92 <b>90 - On demand</b> 1 644 647 (8x) 08/92→ <b>1626560</b> 8x 1 620 861 →07/92 <b>1626567</b> 8x 1 644 647 08/92→	<b>On demand</b> 7 048 712 66,67x89,3x10 A SL RD PTFE ACM <b>8126544</b> 1 641 893 79,38x95,25x11 A SL LD ACM →08/98 <b>8426568</b>  1 207 615 <b>8426560</b> 6 135 090 28x38x7 A SL RD FPM									

 <b>FORD</b>			9900000  9800000  9700000  9500000 							1600000  9000000 	A  RD B  LD AB  LD SL  WD  WD
CC	ENGINE	MODEL / YEAR									
1.9	AFN	GALAXY TDI 08/97-04/00	<b>9756095</b> 1 009 167  <b>9556019</b> 1 004 926 	<b>0056041</b> 1 005 254 81 Ø      MLS 1,45 mm    1U <b>0056042</b> 1 005 258 81 Ø      MLS 1,53 mm    2U <b>0026510</b> 1 005 261 81 Ø      MLS 1,61 mm    3U 		<b>9156023</b>  <b>1556023</b> 028 103 483 C 	<b>0256022</b> 1 006 217 	<b>0356001</b> R 2x 1 005 891  <b>PLANNED</b> L 2x 1 005 891 	<b>1056030</b> 1 033 121 Rubber 	<b>9056003</b> 1 049 794 (8x) <b>1656010</b> 8x 1 049 794 7x10/13,5x10	<b>8456040</b> 1 004 928 32x47x10 A SL WD FPM <b>8455524</b> 1 005 303 85x105x11 A SL LD FPM <b>8456040</b> 1 004 928 32x47x10 A SL WD FPM
1.9	ANU ASZ ASZ1 AUY	GALAXY TDI 03/95-05/06	<b>9756003</b>  <b>9756055</b>  <b>9756001</b>  <b>9556008</b> 	<b>0056020</b> 1 106 825 81 Ø      MLS 1,45 mm    1U <b>0056101</b> 1 106 826 81 Ø      MLS 1,53 mm    2U <b>0056058</b> 1 106 827 81 Ø      MLS 1,61 mm    3U 		<b>1556055</b>  <b>1556069</b> 038 103 469AA 	<b>0256022</b> 1 006 217 	<b>0356001</b> R 2x 1 005 891  <b>PLANNED</b> L 2x 1 005 891 	<b>1920070</b> 	<b>9056003</b> 1 049 794 (8x) <b>1656010</b> 8x 1 049 794 7x10/13,5x10	<b>8456050</b> 1 100 691 35x48x10 A SL RD PTFE ACM  <b>8456004</b> 1 105 575 PTFE <b>8456051</b> 1 100 692 32x47x10 A SL RD PTFE ACM











































 <b>FORD</b>											
CC	ENGINE	MODEL / YEAR									
1.9	BTB <i>110 kW (150 PS)</i>	GALAXY TDI <i>05/05-05/06</i>	<b>9756001</b>  <b>9556008</b> 	<b>0056020</b> 1 106 825 81 Ø           MLS 1,45 mm       1U <b>0056101</b> 1 106 826 81 Ø           MLS 1,53 mm       2U <b>0056058</b> 1 106 827 81 Ø           MLS 1,61 mm       3U 		<b>1556055</b> 	<b>0256022</b> 1 006 217 	<b>0356049</b>  <b>3056070</b> 	<b>1920070</b> 	<b>9056003</b> 1 049 794 (8x) <b>1656010</b> 8x 1 049 794 7x10/13,5x10	<b>8456050</b> 1 100 691 35x48x10 A SL RD PTFE ACM <b>8456004</b> 1 105 575 PTFE <b>8456051</b> 1 100 692 32x47x10 A SL RD PTFE ACM
1.9	1Z <i>66 kW (90 PS)</i>	GALAXY TDI <i>03/95-05/06</i>	<b>9756023</b> 1 009 167 Eng.→1Z 770 000  <b>9756095</b> 1 009 167 Eng.1Z 770 001→  <b>9556019</b> 1 004 926 	<b>0056041</b> 1 005 254 81 Ø           MLS 1,45 mm       1U <b>0056042</b> 1 005 258 81 Ø           MLS 1,53 mm       2U <b>0026510</b> 1 005 261 81 Ø           MLS 1,61 mm       3U 	<b>7156031</b> 074 103 500C  <b>7156023</b> 028 103 533  <b>7156022</b> 028 103 532A 	<b>9156023</b>  <b>1556023</b> 028 103 483 C 	<b>0256022</b> 1 006 217 	<b>0356001</b> R 2x 1 005 891  PLANNED L 2x 1 005 891 	<b>1056030</b> 1 033 121 Rubber 	<b>9056005</b> 1 669 785 (8x) Eng.→1Z 770 000 <b>9056003</b> 1 049 794 (8x) Eng.1Z 770 001→ <b>1656040</b> 8x 1 669 785 Eng.→1Z 770 000 8x11/14x10 <b>1656010</b> 8x 1 049 794 Eng.1Z 770 001→ 7x10/13,5x10	<b>8456040</b> 1 004 928 32x47x10 A SL WD FPM <b>8455524</b> 1 005 303 85x105x11 A SL LD FPM <b>8456040</b> 1 004 928 32x47x10 A SL WD FPM



























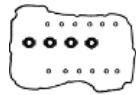







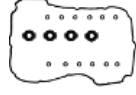









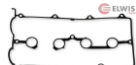




FORD					 9900000  9800000  9700000  9500000							1600000  9000000 	A  RD B  LD AB  LD SL  WD  WD
CC	ENGINE	MODEL / YEAR											
2.0	AOBA AOBC AODA AODB AODE AOWA AOWB N4JB SYDA TBBA TBBB TBWA TBWB  105-110 kW (143-150 PS)	C-MAX FIESTA ST FOCUS GALAXY MONDEO S-MAX  03/04→	9937575*  9826516  9826515  9526501 	0026518 1 229 872 89 Ø MLS  		1537540 1 220 025  	0226525 4x 1 119 284   9426525 4x 1 119 284  	0326515 1 112 701  	1920070  	9026503 1 151 825 (8x) +1 206 655 (8x) 1626515 8x 1 206 655 5,5x11/18x25 1626514 8x 1 151 825 5,5x11/18x25	8426511 1 119 162 37x50x8 A SL RD FPM 8126546 1 211 759 PTFE		
2.0	AZBA AZBC D AZWA - AZWC I G6DA - GADB E G6DC - G6DD S G6DE - G6DF E G6DG L IXDA KLBA - KLWA LPBA QXBA - QXBB QXWA QXWB QXWC  81-103 kW (110-140 PS)	C-MAX TDCI FOCUS TDCI GALAXY TDCI KUGA TDCI MONDEO TDCI S-MAX TDCI  10/03→	9926503*  9744261  	On demand 1 313 813 86 Ø MLS 1,25 mm 2U 0044208* 1 313 814 86 Ø MLS 1,3 mm 3U 0044207 1 313 815 86 Ø MLS 1,35 mm 4U 0044203 1 313 816 86 Ø MLS 1,4 mm 5U  		9144256 1 365 586  		0344256 1 234 178  	1920070  	90 - PLANNED 1 231 935 (16x) 1644214 16x 1 231 935 6x10/20x21,5	PLANNED 1 826 503 42x62x7 A SL RD PTFE PLANNED 1 826 504 90x110x7 A SL LD PTFE 8044232 1 231 972 27x47x7 A SL RD ACM		

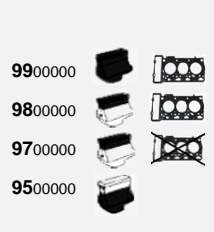






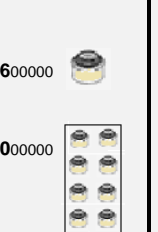
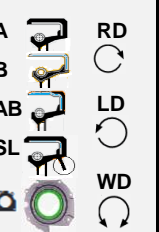


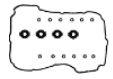




































































































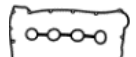



			 9900000  9800000  9700000  9500000		 		 	 		1600000  9000000 	A  RD B  LD AB  LD SL  WD  WD
CC	ENGINE	MODEL / YEAR									
2.0	CJBA CJBB 107 kW (146 PS)	MONDEO  10/00-03/07	9937575*  9826515  9826517  9526501 	0026518 1 229 872 89 Ø MLS 		9126510 1 119 878  1537540 1 220 025 	0226525 4x 1 119 284  9426525 4x 1 119 284 	0326515 1 112 701 	1920070 	9026503 1 151 825 (8x) +1 206 655 (8x) 1626515 8x 1 206 655 5,5x11/18x25 1626514 8x 1 151 825 5,5x11/18x25	8426511 1 119 162 37x50x8 A SL RD FPM 8126546 1 211 759 PTFE
2.0	EDBA EDBB EDBC EDBD EDDB EDDC EDDD EDDF  96 kW (131 PS)	COUGAR FOCUS  08/98-11/04	9826502 	On demand 1 071 744 86,5 Ø →-01/99 MLS  0026588 1 308 385 86 Ø 02/99-10/00 MLS 		1526585 1 061 468 →-09/99  1526578 1 126 120 10/99-10/00 	0226585 4x 1 048 093 →-09/99  0226580 4x 1 090 949 10/99-10/00 	0326570 7 181 761 	1920070  On demand 1 078 707 	9026502 1 086 431 (8x) +1 086 432 (8x)	PLANNED 1 102 415 35x50x7 A SL RD PTFE ACM PLANNED 1 045 520 89x108x10 A SL LD ACM 8426561 2x 1 663 822 42x53x7 A SL RD NBR






































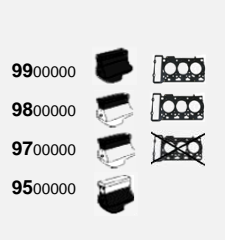







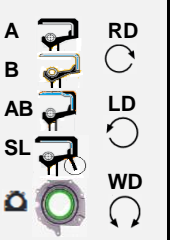


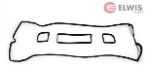











			<p>9900000 </p> <p>9800000 </p> <p>9700000 </p> <p>9500000 </p>							<p>1600000 </p> <p>9000000 </p>	<p>A </p> <p>B </p> <p>AB </p> <p>SL </p> <p></p> <p>RD </p> <p>LD </p> <p>WD </p>
CC	ENGINE	MODEL / YEAR									
2.0	FIFA	TRANSIT TDCI	<p>9726514</p> <p><b>9526502</b></p> 	<p><b>0026526*</b></p> <p>1 250 940 87 Ø      MLS 1,1 mm    1U</p> <p><b>0026506</b></p> <p>1 250 941 87 Ø      MLS 1,15 mm   2U</p> <p><b>On demand</b></p> <p>1 250 942 87 Ø      MLS 1,2 mm    3U</p> 	<p><b>7726502</b></p> <p>1121656</p> 	<p><b>On demand</b></p>  <p><b>1526586</b></p> <p>1 143 176</p> 	<p><b>0226586</b> 8x</p> <p>1 138 392</p> 	<p><b>0326501</b></p> <p>1 360 555</p> 	<p><b>1026578</b></p> <p>1 748 632</p>  <p><b>1920070</b></p> 	<p><b>90 - PLANNED</b></p> <p>1 848 597 (16x)</p> <p><b>1626571</b> 16x</p> <p>1 477 186 6x12/18,5x24</p>	<p><b>8426567</b></p> <p>1 801 837</p> <p>PTFE</p> <p><b>8126501</b></p> <p>1 117 435</p> <p>PTFE</p> <p><b>8426503</b></p> <p>1 139 357 36x50x7 A SL LD PTFE</p>
2.0	FMBA	MONDEO TDCI	<p>9726511 →05/02</p> <p><b>9726512</b></p> <p>06/02→</p> <p><b>9526502</b></p> 	<p><b>0026526*</b></p> <p>1 250 940 87 Ø      MLS 1,1 mm    1U</p> <p><b>0026506</b></p> <p>1 250 941 87 Ø      MLS 1,15 mm   2U</p> <p><b>On demand</b></p> <p>1 250 942 87 Ø      MLS 1,2 mm    3U</p> 		<p><b>On demand</b></p>  <p><b>1526586</b></p> <p>1 143 176</p> 	<p><b>0226586</b> 8x</p> <p>1 138 392</p> 	<p><b>0326502</b></p> <p>1 137 860 →05/02</p>  <p><b>0326586*</b></p> <p>1 360 565 06/02→</p> 	<p><b>1026578</b></p> <p>1 748 632</p>  <p><b>1920070</b></p> 	<p><b>90 - PLANNED</b></p> <p>1 848 597 (16x)</p> <p><b>1626571</b> 16x</p> <p>1 477 186 6x12/18,5x24</p>	<p><b>8426567</b></p> <p>1 801 837</p> <p>PTFE</p> <p><b>8126501</b></p> <p>1 117 435</p> <p>PTFE</p> <p><b>8426503</b></p> <p>1 139 357 36x50x7 A SL LD PTFE</p>
2.0	FS		<p><b>9937536</b></p> <p>3 396 027</p>  <p><b>98 - On demand</b></p> <p>8AG6-10-235</p>	<p><b>0037523</b></p> <p>3 962 705 84,5 Ø    MLS</p> 	<p><b>7056029</b></p> <p>026 115 441A</p> 	<p><b>1537522</b></p> <p>3 702 472</p> 	<p><b>On demand</b></p>  <p><b>0237539</b></p> <p>FS01-13-111A</p> 	<p><b>0337518</b></p> <p>3 397 074</p> 	<p><b>1920070</b></p> 	<p><b>90 - On demand</b></p> <p>3 396 803 (8x) +3 396 804 (8x)</p>	<p><b>PLANNED</b></p> <p>42,5x54,5x6 A SL RD MVQ <b>On demand</b> 89x109x10 A SL LD MVQ <b>8437511</b> 34x48x7 A SL RD NBR</p>


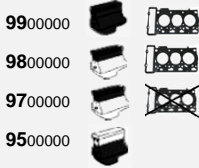











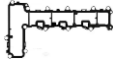


FORD																				
CC	ENGINE	MODEL / YEAR																		
2.0 D I E S E L	HJBA HJBB  85 kW (115 PS)	MONDEO TDDI  10/00-03/07	9726514	<b>0026526*</b> 1 250 940 87 Ø           MLS 1,1 mm       1U <b>0026506</b> 1 250 941 87 Ø           MLS 1,15 mm      2U <b>On demand</b> 1 250 942 87 Ø           MLS 1,2 mm       3U  	<b>7726502</b> 1121656  	<b>On demand</b>  	<b>0226586</b> 8x 1 138 392  	<b>0326586*</b> 1 360 565  	<b>1026578</b> 1 748 632  	<b>90 - PLANNED</b> 1 848 597 (16x) <b>1626571</b> 16x 1 477 186 6x12/18,5x24  	<b>8426567</b> 1 801 837  <b>PTFE</b> <b>8126501</b> 1 117 435  <b>PTFE</b> <b>8426503</b> 1 139 357 36x50x7 A SL LD PTFE									
2.0 D I E S E L	HJBC N7BA SDBA  66-96 kW (90-130 PS)	MONDEO DI MONDEO TDCI MONDEO TDDI  10/00-03/07	9726513	<b>0026526*</b> 1 250 940 87 Ø           MLS 1,1 mm       1U <b>0026506</b> 1 250 941 87 Ø           MLS 1,15 mm      2U <b>On demand</b> 1 250 942 87 Ø           MLS 1,2 mm       3U  	<b>7726502</b> 1121656  	<b>On demand</b>  	<b>0226586</b> 8x 1 138 392  	<b>On demand</b> 1 359 319  	<b>1026578</b> 1 748 632  	<b>90 - PLANNED</b> 1 848 597 (16x) <b>1626571</b> 16x 1 477 186 6x12/18,5x24  	<b>8426567</b> 1 801 837  <b>PTFE</b> <b>8126501</b> 1 117 435  <b>PTFE</b> <b>8426503</b> 1 139 357 36x50x7 A SL LD PTFE									
2.0	HMDA  158 kW (215 PS)	FOCUS RS  10/02-11/04		<b>0026588</b> 1 308 385 86 Ø           MLS  		<b>1526578</b> 1 126 120  	<b>0226580</b> 4x 1 090 949  	<b>0326576</b> 1 053 902  	<b>1920070</b>  	<b>9026502</b> 1 086 431 (8x) +1 086 432 (8x)  <b>On demand</b> 1 078 707  	<b>PLANNED</b> 1 102 415 35x50x7 A SL RD PTFE ACM <b>PLANNED</b> 1 045 520 89x108x10 A SL LD ACM <b>8426561</b> 2x 1 663 822 42x53x7 A SL RD NBR									

 <b>FORD</b>			<p>9900000 </p> <p>9800000 </p> <p>9700000 </p> <p>9500000 </p>							<p>1600000 </p> <p>9000000 </p>	<p>A  RD</p> <p>B  LD</p> <p>AB  LD</p> <p>SL  WD</p> <p> WD</p>
CC	ENGINE	MODEL / YEAR									
2.0	<p>MGDA</p> <p>XQDA</p> <p>110-125 kW (150-170 PS)</p>	<p>FOCUS</p> <p>FOCUS GDI</p> <p>07/10→</p>	<p>98 - On demand</p> <p>95 - On demand</p>	<p>On demand</p> <p>5 185 441 89 Ø MLS</p> 		<p>On demand</p> <p>5 143 612</p> 	<p>On demand 4x</p> <p>5 112 231</p> 	<p><b>0326511</b></p> <p>5 192 589</p> 	<p><b>1920070</b></p> 	<p><b>9026503</b></p> <p>1 151 825 (8x)</p> <p>+1 206 655 (8x)</p> <p><b>1626515</b> 8x</p> <p>1 206 655</p> <p>5,5x11/18x25</p> <p><b>1626514</b> 8x</p> <p>1 151 825</p> <p>5,5x11/18x25</p>	<p>On demand</p> <p>5 184 441</p> <p>37x50x6</p> <p>A SL RD FPM</p> <p><b>8126546</b> </p> <p>1 211 759</p> <p>PTFE</p>
2.0	<p>NCA</p> <p>NRA</p> <p>NRB</p> <p>NRD</p> <p>NRI</p> <p>NR2</p> <p>N4A</p> <p>N4B</p> <p>N4I</p> <p>72-85 kW (98-115 PS)</p>	<p>SCORPIO</p> <p>SIERRA</p> <p>TRANSIT</p> <p>03/85-09/94</p>	<p>99 - On demand</p> <p>5 028 469</p> <p>+5 028 466</p> <p>+6 816 643</p> <p>98 - On demand</p> <p>5 028 469</p> <p>+6 816 643</p>	<p><b>0026541</b></p> <p>6 816 643</p> <p>92,5 Ø</p> <p>1,3 mm</p> 		<p><b>1526533</b></p> <p>6 491 460</p> 	<p><b>0226542</b></p> <p>6 139 341</p> 	<p><b>0326541</b> 3x</p> <p>6 909 666</p>  <p><b>0326539</b></p> <p>1 472 929</p> 	<p>On demand</p> <p>5 027 042</p> 	<p>90 - On demand</p> <p>1 596 529 (8x)</p> <p><b>1626539</b> 8x</p> <p>1 596 529</p> <p>6,5x11,5/15,5x9,5</p>	<p><b>8026539</b></p> <p>6 165 498</p> <p>42x56x7</p> <p>A SL RD MVQ</p> <p><b>8126544</b></p> <p>1 641 893</p> <p>79,38x95,25x11</p> <p>A SL LD ACM</p> <p><b>8026539</b></p> <p>6 165 498</p> <p>42x56x7</p> <p>A SL RD MVQ</p>
2.0	<p>NGA</p> <p>96-100 kW (131-136 PS)</p>	<p>MONDEO</p> <p>01/93-09/00</p>	<p><b>9826594</b></p> <p>5 028 415</p> <p>+7 114 447</p>  <p>95 - On demand</p> <p>5 031 032</p>	<p><b>0026582</b></p> <p>7 114 447</p> <p>86,5 Ø</p> <p>1,75 mm</p> 		<p><b>9126512*</b></p> <p>1 663 394</p> <p>+6 759 630 (10x)</p>  <p><b>1526571</b></p> <p>1663394</p> 	<p><b>0226572</b></p> <p>6 780 895</p> 	<p><b>0326570</b></p> <p>7 181 761</p> 	<p><b>1026555</b></p> <p>7 008 824</p> 	<p><b>9026502</b></p> <p>1 086 431 (8x)</p> <p>+1 086 432 (8x)</p> <p><b>1626565</b> 8x</p> <p>1 056 736</p> <p>6x12/24x20</p> <p><b>1626566</b> 8x</p> <p>1 056 737</p> <p>6x12/24x20</p>	<p>PLANNED</p> <p>1 102 415</p> <p>35x50x7</p> <p>A SL RD PTFE ACM</p> <p><b>8126534</b></p> <p>6 126 179</p> <p>88x108x11,1</p> <p>AB SL LD MVQ</p> <p><b>8426561</b> 2x</p> <p>1 663 822</p> <p>42x53x7</p> <p>A SL RD NBR</p>





































 <b>FORD</b>			9900000  9800000  9700000  9500000 		 		 	 		1600000  9000000   	A  RD B  LD AB  LD SL  WD  WD
CC	ENGINE	MODEL / YEAR									
2.0	NGB NGC NGD  96 kW (131 PS)	MONDEO  08/96-09/00	98 - On demand →01/99  9826502 02/99→	On demand 1 071 744 86,5 Ø MLS →01/99  <b>0026588</b> 1 308 385 86 Ø MLS 02/99→ 	 <b>1526585</b> 1 061 468 06/98-04/99  <b>1526578</b> 1 126 120 05/99→ 	<b>0226585</b> 4x 1 048 093 →09/99  <b>0226580</b> 4x 1 090 949 10/99→ 	<b>0326570</b> 7 181 761 	<b>1920070</b>  On demand 1 078 707 	<b>9026502</b> 1 086 431 (8x) +1 086 432 (8x)	<b>PLANNED</b> 1 102 415 35x50x7 A SL RD PTFE ACM <b>PLANNED</b> 1 045 520 89x108x10 A SL LD ACM <b>8426561</b> 2x 1 663 822 42x53x7 A SL RD NBR	
2.0	NSD NSF NSG NSH  84-85 kW (114-115 PS)	SCORPIO TRANSIT  06/94-03/00	98 - On demand  95 - On demand 1 010 432	<b>0026532</b> 7 087 348 87,5 Ø MLS 	On demand 7 024 740 	On demand 4x 7 279 840 	On demand 2x 7 087 453 	On demand 6 191 988 	90 - On demand 6 166 533 (8x) <b>1626525</b> 8x 6 166 533 7x11/14,5x9,5	<b>8026539</b> 6 165 498 42x56x7 A SL RD MVQ <b>PLANNED</b> 1 045 520 89x108x10 A SL LD ACM <b>8026539</b> 6 165 498 42x56x7 A SL RD MVQ	
2.0	NSE ZVSA  85 kW (116 PS)	GALAXY  11/95-05/06	98 - On demand  95 - On demand	On demand 7 116 165 87 Ø MLS 	PLANNED 7 024 740 +7 024 741 	On demand 4x 7 279 840 	On demand 2x 7 087 453 	On demand 1 663 057 	90 - On demand 6 166 533 (8x) <b>1626525</b> 8x 6 166 533 7x11/14,5x9,5	<b>8026539</b> 6 165 498 42x56x7 A SL RD MVQ <b>PLANNED</b> 1 045 520 89x108x10 A SL LD ACM	

































FORD 			9900000  9800000  9700000  9500000 							1600000  9000000 	A  RD B  LD AB  LD SL  WD 
CC	ENGINE	MODEL / YEAR									
2.0	N8A N8B N8C N8  77-92 kW (105-125 PS)	SCORPIO SIERRA  04/85→	99 - On demand 5 020 864 +5 028 550  98 - On demand 5 020 864  95 - On demand 5 028 550	<b>0026532</b> 7 087 348 87,5 Ø MLS  		<b>1526546</b> 6 180 638  	On demand 6 172 129  	<b>0326533</b> 2x 6 179 653  	On demand 6 191 988  	90 - On demand 6 166 533 (8x) <b>1626525</b> 8x 6 166 533 7x11/14,5x9,5	<b>8026539</b> 6 165 498 42x56x7 A SL RD MVQ <b>8126534</b> 6 126 179 88x108x11,1 AB SL LD MVQ <b>8026535</b> 6 165 500 35x50x7 A SL RD NBR
2.0	N9A N9B N9C N9D N9E N9F  85-92 kW (115-125 PS)	SCORPIO SIERRA  05/89→	99 - On demand 5 020 866 +5 028 550  <b>9826539</b> 5 020 866    95 - On demand 5 028 550	<b>0026532</b> 7 087 348 87,5 Ø MLS  		<b>1526546</b> 6 180 638  	<b>0226538</b> 6 172 130  	<b>0326533</b> 2x 6 179 653  	On demand 6 191 988  	90 - On demand 6 166 533 (8x) <b>1626525</b> 8x 6 166 533 7x11/14,5x9,5	<b>8026539</b> 6 165 498 42x56x7 A SL RD MVQ <b>8126534</b> 6 126 179 88x108x11,1 AB SL LD MVQ <b>8026535</b> 6 165 500 35x50x7 A SL RD NBR
2.0	R9DA  184 kW (250 PS)	FOCUS ST  07/12→	99 - On demand 5 239 107  98 - On demand  95 - On demand	On demand 5 194 306 89 Ø MLS  		<b>9126511</b> 5 152 332  	On demand 4x 5 147 345  	On demand 5 146 081  	<b>1920070</b>  	<b>9026503</b> 1 151 825 (8x) +1 206 655 (8x) <b>1626515</b> 8x 1 206 655 5,5x11/18x25 <b>1626514</b> 8x 1 151 825 5,5x11/18x25	On demand 5 184 441 37x50x6 A SL RD FPM <b>8126546</b> 1 211 759 PTFE 


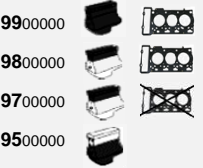








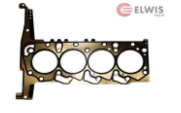



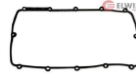











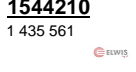



FORD																				
CC	ENGINE	MODEL / YEAR																		
2.0	TNBA TNBB TNWA TNWB TPBA TPWA  146-176 kW (199-240 PS)	GALAXY GALAXY SCTI MONDEO MONDEO SCTI S-MAX S-MAX SCTI  03/10→	99 - On demand →10/11  99 - On demand 11/11→  98 - On demand →10/11  98 - On demand 11/11→	<b>0026593</b> 5 194 031 MLS  	On demand 1 684 633 →10/11   <b>9126511</b> 5 152 332 11/11→  	On demand 1 682 146   <b>0226593</b> 1 682 146  	<b>0326582</b> 5 133 034  	1920070  	<b>9026503</b> 1 151 825 (8x) +1 206 655 (8x) <b>1626515</b> 8x 1 206 655 5,5x11/18x25 <b>1626514</b> 8x 1 151 825 5,5x11/18x25	<b>8426511</b> 1 119 162 37x50x8 A SL RD FPM →10/11 On demand 5 184 441 37x50x6 A SL RD FPM 11/11→ <b>8126546</b>  1 211 759 PTFE										
2.0	TXBA TXBB TXDA TXDB TXMA TXWA TYBA TYDA TYMA TYWA UFBA UFBB UFDA UFDB UFMA UFWA UKBA UKBB UKDA UKDB UKMA UKWA  85-120 kW (115-163 PS)	C-MAX TDCI FOCUS TDCI GALAXY TDCI GRAND C-MAX KUGA TDCI MONDEO TDCI MONDEO TDCI  05/06→	<b>9726521</b>    95 - On demand	On demand 1 683 687 1,25 mm 1U MLS On demand 1 683 688 1,3 mm 2U MLS On demand 1 683 689 1,35 mm 3U MLS <b>0044299</b> 1 683 690 1,4 mm 2U MLS  	On demand 1 714 919 +1 716 024 (4x)   <b>1526593</b> 1 714 919  	<b>0344259</b> 1 681 988  	1920070  	90 - On demand 1 427 818 (16x) <b>1626503</b> 16x 1 427 818 6x10/20x18,5	<b>PLANNED</b> 1 826 503 42x62x7 A SL RD PTFE <b>PLANNED</b> 1 826 504 90x110x7 A SL LD PTFE <b>8044232</b> 1 231 972 27x47x7 A SL RD ACM											


























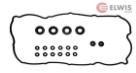







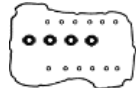





											
CC	ENGINE	MODEL / YEAR									
2.0	T7DB T7DC D T7CI I T7CJ E T7CL S T7CK E T7MA L T7MB T8CH T8CJ T8CI T8CG T8DE T8DA T9CB T9CC XRMA XRMB UFCA UFCB  100-133 kW (136-181 PS)	C-Max II 2.0 TDCi C-Max II Van Focus III TDCi Focus III Saloon Focus II Turnier TDCi Galaxy 2.0 TDCi Galaxy 2.0 TDCi 4x4 Grand C-Max 2.0 TDCi Grand C-Max Van 2.0 Kuga II TDCi 4x4 Mondeo V 2.0 TDCi Mondeo V Saloon Mondeo V Turnier  11/09→	<b>9744202</b>  <b>9544201</b> 	<b>0026546</b> 1 876 006 86 Ø           MLS 1,25 mm       1U <b>0026547</b> 1 876 007 86 Ø           MLS 1,30 mm       2U <b>0026548</b> 1 876 008 86 Ø           MLS 1,35 mm       3U <b>0026549</b> 1 876 009 86 Ø           MLS 1,40 mm       4U 		<b>1544247*</b> 1 887 374 		<b>On demand</b> 1 876 012	<b>1026510</b> 1 904 587 	<b>On demand</b> 1 427 818 (16x) <b>1626503</b> 1 427 818	<b>On demand</b> 1 826 503 42x62x7 A SL RD PTFE <b>On demand</b> 1 826 504 90x110x7 A SL LD PTFE
2.0	UADA UACA  136 kW 185 PS	C-MAX II MONDEO Sedan Hybrid MONDEO V  08/14 →						<b>0326509</b> 5 305 978 			













































 <b>FORD</b>			<p>9900000 </p> <p>9800000 </p> <p>9700000 </p> <p>9500000 </p>							<p>1600000 </p> <p>9000000 </p>	<p>A </p> <p>B </p> <p>AB </p> <p>SL </p> <p></p> <p>RD </p> <p>LD </p> <p>WD </p>
CC	ENGINE	MODEL / YEAR									
2.0	YF  91 kW (124 PS)	MAVERICK  02/01→	95 - On demand	<p>On demand</p> <p>1 071 744 86,5 Ø      MLS 1,3 mm</p> <p></p> <p><b>0026588</b> 1 308 385 86 Ø      MLS 0,6 mm</p> <p></p>		<p><b>1526578</b> 1 126 120 05/99→</p> <p></p>	<p><b>0226580</b>      4x 1 090 949</p> <p></p>	<p><b>0326576</b> 1 053 902</p> <p></p>	<p>On demand 1 078 707</p> <p></p>	<p><b>9026502</b> 1 086 431 (8x) +1 086 432 (8x)</p> <p><b>PLANNED</b> 1 102 415 35x50x7 A SL RD PTFE ACM <b>PLANNED</b> 1 045 520 89x108x10 A SL LD ACM</p>	
2.0	<p>4RC C N6T NA1 NAE NAT NAV NAW NAX NBA NE NE1 NE2 NE3 NE4 NE5 NEE NEJ NEK NEL NEN NEP NER NES NET NRC TL 20 H TL 20 L</p> <p>43-77 kW (59-105 PS)</p>	<p>CAPRI ESCORT RS GRANADA P SCORPIO SIERRA TAUNUS TRANSIT</p> <p>04/74-12/86</p>	<p>99 - On demand</p> <p>5 028 467 +5 028 466 +6 816 643 01/70-08/83</p> <p>99 - On demand</p> <p>5 028 468 +5 028 466 +6 816 643 09/83→</p> <p>98 - On demand</p> <p>5 028 467 +6 816 643 01/70-08/83</p> <p><b>9826534</b> 5 028 468 +6 816 643 09/83→</p> <p></p>	<p><b>0026541</b> 6 816 643 92,5 Ø 1,3 mm</p> <p></p>	<p><b>6126539</b> 0242110</p> <p></p>	<p><b>1526539</b> 6 154 455 01/70-08/83</p> <p></p> <p><b>1526533</b> 6 491 460 09/83→</p> <p></p>	<p><b>0226541</b> 6 763 409</p> <p></p>	<p><b>0326541</b>      3x 6 909 666</p> <p></p> <p><b>0326539</b> 1 472 929</p> <p></p>	<p>On demand 5 027 042</p> <p></p>	<p>90 - On demand</p> <p>1 596 529 (8x) <b>1626539</b> 1 596 529      8x 6,5x11,5/15,5x9,5</p> <p><b>8026539</b> 6 165 498 42x56x7 A SL RD MVQ <b>8126544</b> 1 641 893 79,38x95,25x11 A SL LD ACM <b>8026539</b> 6 165 498 42x56x7 A SL RD MVQ</p>	

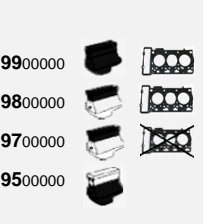














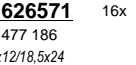








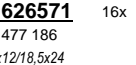







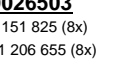

 <b>FORD</b>			9900000  9800000  9700000  9500000 							1600000  9000000   	A  RD B  LD AB  LD SL  WD  WD
CC	ENGINE	MODEL / YEAR									
2.1	WTA	GRANADA D	97 - On demand	On demand	<b>7055513</b> 1370471 Oil pump gasket	<b>1526561</b> 1 651 701		On demand 2x 1 576 449	On demand 6 894 122	90 - On demand 1 576 410 (8x) On demand 8x 1 576 410	On demand 1 612 236 42x60x8 A RD ACM On demand 2x 6 182 700
	D I E S E L 46 kW (63 PS)	08/77-08/82	<b>9555560</b> 								
2.2	CVFF CVF5 CYFA CYFB CYFC CYFD CYFF CYFG CYF4 CYF5 CY14 DRFA DRFB DRFC DRFD DRFE DRFF DRFG DRF4 DRF5 UHFA UHFB UHFC USF6	TOURNEO TDCI TRANSIT TDCI	9726522	<b>0044274</b> 1 830 407 87,5 Ø MLS 1,1 mm 1U <b>0044269</b> 1 830 408 87,5 Ø MLS 1,15 mm 2U <b>0044294</b> 1 830 409 87,5 Ø MLS 1,2 mm 3U		<b>1526501</b> 1 760 799	<b>0226586</b> 8x 1 138 392	<b>0326583*</b> 1 783 522	<b>1026578</b> 1 748 632	<b>90 - PLANNED</b> 1 848 597 (16x) <b>1626571</b> 16x 1 477 186 6x12/18,5x24	<b>8426567</b> 1 801 837 PTFE <b>8126501</b> 1 117 435 PTFE
	74-114 kW (100-155 PS)	10/07→	<b>9526514*</b>						 <b>1920070</b> 		

																				
CC	ENGINE	MODEL / YEAR																		
2.2 D I E S E L	CVRA CVRB CVRC CVR5 CV24 CYRA CYRB CYRC CYR5 CY24 DRRA DRRB DRRC DRR5 DRRC DRR5 GBVAJPF GBVAJQJ GBVAJQW UHR5 USRA USRB USR6  74-114 kW (100-155 PS)	RANGER TDCI TRANSIT TRANSIT TDCI  04/11→	9726523    9526514*	<u>0026536</u> 1 776 498 1,1 mm 1U MLS <u>0026537</u> 1 776 501 1,15 mm 2U MLS <u>0026538</u> 1 776 502 1,2 mm 3U MLS 	<u>7156012</u> 06L 115 441  <u>7056061</u> 06L117070  <u>3056001</u> 06H103121J 	<u>1526501</u> 1 760 799 	<u>0226586</u> 8x 1 138 392 	<u>0326585</u> 1 360 589 	<u>1026578</u> 1 748 632  1920070 	90 - PLANNED 1 848 597 (16x) <u>1626571</u> 16x 1 477 186 6x12/18,5x24	<u>8426567</u> 1 801 837  PTFE <u>8126501</u> 1 117 435 PTFE 									
2.2 D I E S E L	KNBA KNBB KNWA KNWB  146-147 kW (199-200 PS)	GALAXY TDCI MONDEO TDCI S-MAX TDCI  07/10→	9726516    95 - PLANNED	On demand 1 615 048 85,9 Ø MLS 1,25 mm 1U On demand 1 615 051 85,9 Ø MLS 1,3 mm 2U PLANNED 1 615 056 85,9 Ø MLS 1,35 mm 3U PLANNED 1 615 086 85,9 Ø MLS 1,4 mm 4U 	<u>9144257</u> 1 435 561 +1 538 497 (2x)  <u>1544245</u> 2x 1 538 497 (2x)  <u>1544244</u> 1 435 561  <u>9144258</u>  <u>1544210</u> 1 435 561 	<u>9444256</u> 1 466 211 	<u>0326508</u> 1 694 979 	1920070 	90 - On demand 1 427 818 (16x) <u>1626503</u> 16x 1 427 818 6x10/20x18,5	PLANNED 1 826 503 42x62x7 A SL RD PTFE PLANNED 1 826 504 90x110x7 A SL LD PTFE <u>8044232</u> 1 231 972 27x47x7 A SL RD ACM										



































			   		 					 	      
CC	ENGINE	MODEL / YEAR									
2.2	PGFA PGFB P8FA P8FB QVFA QWFA SRFA SRFB SRFC SRFD SRFE  63-103 kW (85-140 PS)	TRANSIT TDCI  04/06-08/14	<b>9726506</b>  <b>9726507</b>  <b>9526502</b> 	<b>0044274</b> 1 830 407 87,5 Ø      MLS 1,1 mm      1U <b>0044269</b> 1 830 408 87,5 Ø      MLS 1,15 mm    2U <b>0044294</b> 1 830 409 87,5 Ø      MLS 1,2 mm      3U 		<b>1544248</b> 1 372 490   <b>9126504</b> 1 372 490 + rings 	<b>0226586</b> 8x 1 138 392 	<b>0326584</b> 1 456 895 	<b>1026578</b> 1 748 632   <b>1920070</b> 	<b>90 - PLANNED</b> 1 848 597 (16x) <b>1626571</b> 16x 1 477 186 6x12/18,5x24	<b>8426567</b> 1 801 837 PTFE <b>8126501</b> 1 117 435 PTFE
2.2	QJBA QJBB QJBC QJBD  110-114 kW (150-155 PS)	MONDEO TDCI  09/04-03/07	<b>9726514</b>   <b>9526502</b> 	<b>0026526*</b> 1 250 940 87 Ø            MLS 1,1 mm        1U <b>0026506</b> 1 250 941 87 Ø            MLS 1,15 mm      2U On demand 1 250 942 87 Ø            MLS 1,2 mm        3U 	<b>7726502</b> 1121656 	On demand   <b>1526586</b> 1 143 176 	<b>0226586</b> 8x 1 138 392 	<b>0326501</b> 1 360 555 	<b>1026578</b> 1 748 632   <b>1920070</b> 	<b>90 - PLANNED</b> 1 848 597 (16x) <b>1626571</b> 16x 1 477 186 6x12/18,5x24	<b>8426567</b> 1 801 837 PTFE <b>8126501</b> 1 117 435 PTFE <b>8426503</b> 1 139 357 36x50x7 A SL LD PTFE





















































FORD			 9900000 9800000 9700000 9500000							1600000 9000000    	A  RD B  LD AB  LD SL  WD  
CC	ENGINE	MODEL / YEAR									
2.3	GZ  110 kW (150 PS)	MAVERICK  03/04→	9937575*  98 - On demand	0026518 1 229 872 89 Ø MLS 		9126510 1 119 878  1537540 1 220 025 	0226525 4x 1 119 284  9426525 1 119 284 4x 	0326515 1 112 701 	1920070 	9026503 1 151 825 (8x) +1 206 655 (8x) 1626515 8x 1 206 655 5,5x11/18x25 1626514 8x 1 151 825 5,5x11/18x25	8426511 1 119 162 37x50x8 A SL RD FPM 8126546 1 211 759 PTFE
2.3	GZFA GZFC 100-107 kW (136-145 PS)	TRANSIT  04/06-08/14	9937575*  9826516 	0026518 1 229 872 89 Ø MLS 		1537540 1 220 025 	0226525 4x 1 119 284  9426525 1 119 284 4x 	On demand 1 434 631 	1920070 	9026503 1 151 825 (8x) +1 206 655 (8x)	8426511 1 119 162 37x50x8 A SL RD FPM 8126546 1 211 759 PTFE
2.3	SEBA SEWA  118 kW (160 PS)	GALAXY MONDEO S-MAX  07/07→	9826526  9526501 	0026594 1 355 862 89 Ø MLS 		1537540 1 220 025 	0226525 4x 1 119 284  9426525 1 119 284 4x 	0326515 1 112 701  3026511* 1 316 608 	1920070 	9026503 1 151 825 (8x) +1 206 655 (8x)	8426511 1 119 162 37x50x8 A SL RD FPM 8126546 1 211 759 PTFE





































FORD																				
CC	ENGINE	MODEL / YEAR																		
2.4	DOFA D2FA D2FB D2FE D4FA FXFA F4FA H9FA H9FD	TRANSIT DI TRANSIT TD TRANSIT TDCI TRANSIT TDDI TRANSIT TDE  01/00-08/14	99 - On demand	<b>0026599*</b> 1 256 146 91 Ø           MLS 1,1 mm       1U <b>0026578</b> 1 256 130 91 Ø           MLS 1,15 mm      2U <b>0026501</b> 1 256 149 91 Ø           MLS 1,2 mm       3U	<b>7726502</b> 1121656  <b>7026562</b> 1 110 470	On demand	<b>0226586</b> 8x 1 138 392  <b>1526586</b> 1 143 176	<b>0326585</b> 1 360 589	<b>1026578</b> 1 748 632	<b>90 - PLANNED</b> 1 848 597 (16x) <b>1626571</b> 16x 1 477 186 6x12/18,5x24	<b>8426567</b> 1 801 837 PTFE <b>8126501</b> 1 117 435 PTFE									
2.4	H9FB JXFA D JXFC I PHFA E PHFC S E 74-103 kW L (100-140 PS)	TRANSIT TDCI  04/06-08/14	9926502	<b>PLANNED</b> 1 256 146 91 Ø           MLS 1,1 mm       1U <b>0026578</b> 1 256 130 91 Ø           MLS 1,15 mm      2U <b>0026501</b> 1 256 149 91 Ø           MLS 1,2 mm       3U	<b>1544248</b> 1 372 490	<b>0226586</b> 8x 1 138 392	<b>0326585</b> 1 360 589	<b>1026578</b> 1 748 632	<b>90 - PLANNED</b> 1 848 597 (16x) <b>1626571</b> 16x 1 477 186 6x12/18,5x24	<b>8426567</b> 1 801 837 PTFE <b>8126501</b> 1 117 435 PTFE										
2.5	GBVAF GBVAK GBVAL	RANGER  11/11→	99 - On demand	<b>On demand</b> 5 201 387 91 Ø           MLS	<b>1537540</b> 1 220 025	<b>On demand</b> 4x 1 508 496	<b>0326515</b> 1 112 701	<b>1920070</b>	<b>9026503</b> 1 151 825 (8x) +1 206 655 (8x)	<b>8426511</b> 1 119 162 37x50x8 A SL RD FPM →05/12 <b>On demand</b> 5 184 441 37x50x6 A SL RD FPM 06/12→										


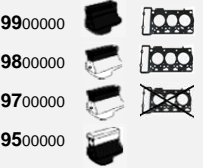








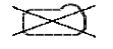

















































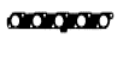
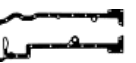











 <b>FORD</b>			9900000 9800000 9700000 9500000						1600000 9000000	  	A  RD B  LD AB  LD SL  LD  WD  WD
CC	ENGINE	MODEL / YEAR									
2.5	HUBA HUWA HYDA HYDB HYDC  147-166 kW (200-225 PS)	FOCUS KUGA MONDEO S-MAX ST  10/05→	<b>9826559</b>  <b>9526559</b>	<b>0055559</b> 1 370 373 MLS 		<b>7155560</b> 5x 2 018 331  <b>0255592</b> 1 370 365 	<b>0355577</b> 1 371 948 	<b>1920070</b> 	<b>90 - On demand</b> 1 369 851 (20x) <b>1655576</b> 20x 1 369 851 6x10/13x9,5	<b>8455539</b> 1 431 668 35x47x5,6 A SL RD MVQ <b>8455577</b> 1 369 754 98x110x8,5 A LD FPM <b>8455567</b> 1 371 718 51x65x7 A SL RD NBR <b>8455546</b> 1 439 886 45x65x7 A SL RD FPM	
2.5	JZDA  224-257 kW (305-350 PS)	FOCUS RS  01/09-07/11	<b>9526559</b>	<b>0055559</b> 1 370 373 MLS 		<b>7155560</b> 5x 2 018 331  <b>0255592</b> 1 370 365 	<b>0355577</b> 1 371 948 	<b>1920070</b> 	<b>90 - On demand</b> 1 369 851 (20x) <b>1655576</b> 20x 1 369 851 6x10/13x9,5	<b>8455539</b> 1 431 668 35x47x5,6 A SL RD FPM <b>8455577</b> 1 369 754 98x110x8,5 A LD FPM	
2.5	LCBB LCBD  125 kW (170 PS)	COUGAR V6 METROSTAR MONDEO V6  06/00-03/07	<b>98 - On demand</b> 1 005 491 +4 129 204 +4 129 205  <b>95 - On demand</b> 1 005 488	<b>On demand</b> L 4 129 205 83 Ø MLS  <b>On demand</b> R 4 129 204 83 Ø MLS 	<b>1526515</b> 7 381 327  <b>On demand</b> 7 381 330 	<b>PLANNED</b> 2x 3 902 545  <b>PLANNED</b> 2x 3 523 225 	<b>PLANNED</b> 2x 4 503 102 	<b>1026577</b> 4 763 355 	<b>90 - On demand</b> 7 221 536 (24x) <b>On demand</b> 24x 7 221 536 5x12,5/25,5x18,5	<b>On demand</b> 4 855 456 47,62x63,5x8,9 AB SL RD ACM <b>On demand</b> 4 605 210 91x108x9,5 AB LD NBR	

FORD			 9900000   9800000   9700000   9500000  			 		 	 		1600000  9000000     	A  RD B  LD AB  RD ACM SL  LD  WD 
CC	ENGINE	MODEL / YEAR										
2.5	SEA SEB SEC SGA  125-151 kW (170-205 PS)	COUGAR ST MONDEO MONDEO ST MONDEO V6  07/94-12/01	98 - On demand 1 005 491 +3 922 601 +4 028 565  95 - On demand 1 005 488	On demand L 3 922 601 83 Ø MLS  On demand R 4 028 565 83 Ø MLS	 	1526515 7 381 327  On demand 7 381 330 	PLANNED 2x 3 902 545  PLANNED 2x 3 523 225  	PLANNED 2x 4 503 102  	1026577 4 763 355 	90 - On demand 7 221 536 (24x) On demand 24x 7 221 536 5x12,5/25,5x18,5	On demand 4 855 456 47,62x63,5x8,9 AB SL RD ACM On demand 4 605 210 91x108x9,5 AB LD NBR	
2.5	S7CB S7GA S7GB  110-125 kW (150-170 PS)	KUGA II MONDEO V  01/14 ->							0326509 5 305 978 			
2.5	WL WL-T  57-80 kW (78-109 PS)	RANGER D RANGER TD  10/99-06/06	98 - PLANNED   95 - On demand	0037524 4 330 744 94,5 Ø MLS 	9137507 3 596 214  1537523 3 596 214 	On demand 3 600 763 	On demand 	1920070 	90 - On demand 3 601 710 (12x) On demand 12x 3 601 710	On demand 3 596 216 53x70x11 A SL RD 8137501 3 900 720 90x110x8,5 A SL LD MVQ On demand 3 596 484 32x46x7 A SL LD MVQ		
2.5	WLAA  105 kW (143 PS)  D I E S E L	RANGER TDCI RANGER TDDi  05/06-07/12	97 - On demand   95 - On demand	0037582* 1 449 082 94 Ø MLS 0,82 mm 1U 0037583* 1 449 078 94 Ø MLS 0,87 mm 0037584* 1 449 080 94 Ø MLS 0,92 mm 2U 	1537582 1 449 094 	0237582 1 449 121 	0337582 1 449 112 	1920070 	90 - PLANNED 1 449 600 (16x) On demand 16x	On demand 1 449 168 60,5x77,35x8 A SL RD FPM/ACM On demand 1 448 522 90x110x8,5 A SL LD FPM On demand 3 596 484 32x46x7 A SL LD MVQ		



FORD			 9900000  9800000  9700000  9500000 		 								 1600000  9000000 		A  RD B  LD AB  LD SL  WD  WD	
CC	ENGINE	MODEL / YEAR														
2.7 D I E S E L	TD 27	MAVERICK TD	<b>9722430</b> 1 958 533	<b>PLANNED</b> 1 952 449 97,5 Ø 1,2 mm MLS 1U	 	<b>1522432</b> 1 958 449	<b>0222475</b> 1 960 003	<b>PLANNED</b> 4x 1 961 456	<b>On demand</b> 1 962 047	 	<b>90 - PLANNED</b> 1 952 682 (8x) <b>On demand</b> 8x 1 952 682	<b>On demand</b> 58x80x10 A SL RD NBR <b>On demand</b> 86x100x10 A SL LD ACM <b>On demand</b> 				
	TD 27 E	02/93-04/98	 <b>97 - On demand</b>  <b>95 - On demand</b>	<b>PLANNED</b> 1 952 450 97,5 Ø 1,25 mm MLS 2U  <b>PLANNED</b> 1 952 451 97,5 Ø 1,3 mm MLS 3U												
2.8	AAA 128 kW (174 PS)	GALAXY V6 11/95-04/00	<b>9856091</b> 7 402 415 Eng.→AAA 146 000	<b>0056091</b> 021 103 383 H 83,5 Ø 1,65 mm	<b>7156092</b> 1 032 262	<b>1556091</b> 1 112 632 Eng.→AAA 146 000	<b>0256092</b> 1 005 063	<b>0356091</b> 1 005 899 Cyl. 1-3	<b>1056040</b> Eng.→AAA 146 000	<b>9056004</b> 1 049 794 (12x) <b>1656010</b> 12x 1 049 794 7x10/13,5x10	<b>8055524</b> 1 005 301 35x48x10 A SL RD FPM <b>8455524</b> 1 005 303 85x105x11 A SL LD FPM					
			 <b>9826530</b> Eng.AAA 146 001→   <b>9556091</b> Eng.→AAA 146 000   1 005 293 Eng.AAA 146 001→			 <b>1556060</b> 1 106 632 Eng.AAA 146 001→	 <b>0256091</b> 1 005 062  	 <b>0356092</b> 1 005 900 Cyl. 4-6   <b>On demand</b> 2x 7 198 482	 <b>On demand</b> 1 005 304 Metal-Rubber Eng.AAA 146 001→  							

											
CC	ENGINE	MODEL / YEAR									
2.8	<b>AMY</b>  128 kW (174 PS)	<b>GALAXY V6</b>  11/95-04/00	<b>9826531</b>  95 - On demand  	<b>0056139</b> 1 074 620 83 Ø                      MLS  	<b>7156092</b> 1 032 262 	<b>1556060</b> 1 106 632 	<b>0256092</b> 1 005 063  <b>0256091</b> 1 005 062 	<b>0356091</b> 1 005 899 Cyl. 1-3  <b>0356092</b> 1 005 900 Cyl. 4-6  On demand    2x 7 198 482 	<b>1920070</b>  	<b>9056004</b> 1 049 794 (12x) <b>1656010</b> 12x 1 049 794 7x10/13,5x10	<b>8055524</b> 1 005 301 35x48x10 A SL RD FPM <b>8455524</b> 1 005 303 85x105x11 A SL LD FPM
2.8	<b>AYL</b>  150 kW (204 PS)	<b>GALAXY V6</b>  04/00-05/06	<b>9856090*</b>  95 - On demand	<b>0056099</b> 022 103 383 F 82,5 Ø                      MLS  	<b>1556066</b> 1 118 024 	<b>0256035</b> 1 119 252 	<b>0356022</b> 1 118 195 Cyl. 1-3  <b>0356023*</b> 1 118 196 Cyl. 4-6  On demand    2x 7 198 482 	<b>1920070</b>  	<b>90 - PLANNED</b> 1 118 007 (24x) <b>1642657</b> 24x 1 118 007 5x8,5/10x11	<b>8456050</b> 1 100 691 35x48x10 A SL RD PTFE ACM <b>PLANNED</b> 1 206 326 85x105x11 A SL LD PTFE ACM	

 <b>FORD</b>			9900000  9800000  9700000  9500000 		 		 	 		1600000  9000000   	A  RD B  LD AB  LD SL  WD  WD
CC	ENGINE	MODEL / YEAR									
3.0	WEAT	RANGER TDCI	97 - On demand	On demand 1 449 081 97 Ø           MLS 0,95 mm       1U On demand 1 484 170 97 Ø           MLS 1 mm On demand 1 484 171 97 Ø           MLS 1,05 mm       2U 		<u>1537582</u> 1 449 094 	<u>0237582</u> 1 449 121 	<u>0337582</u> 1 449 112 	1920070 	90 - PLANNED 1 449 600 (16x) On demand 16x	On demand 1 449 168 60,5x77,35x8 A SL RD FPM/ACM On demand 1 448 522 90x110x8,5 A SL LD FPM On demand 2x 3 596 484 32x46x7 A SL LD MVQ
3.2	SAFA	RANGER TDCI	97 - On demand	On demand 1 720 352 91 Ø           MLS 1,1 mm         1U On demand 1 720 353 91 Ø           MLS 1,15 mm       2U On demand 1 720 354 91 Ø           MLS 1,2 mm         3U 		On demand 1 760 800 	<u>0226586</u> 10x 1 138 392 	On demand 1 712 448 	On demand 1 748 634  1920070 	90 - On demand 1 477 186 (20x) <u>1626571</u> 20x 1 477 186 6x12/18,5x24	<u>8426567</u>  1 801 837 PTFE <u>8126501</u>  1 117 435 PTFE
3.2	SAFA SAFB	TRANSIT TDCI	97 - On demand	On demand 1 459 470 91 Ø           MLS 1,1 mm         1U On demand 1 459 471 91 Ø           MLS 1,15 mm       2U On demand 1 459 472 91 Ø           MLS 1,2 mm         3U 		On demand 1 459 441 	<u>0226586</u> 10x 1 138 392 	On demand 1 712 448 	On demand 1 748 634  1920070 	90 - On demand 1 477 186 (20x) <u>1626571</u> 20x 1 477 186 6x12/18,5x24	<u>8426567</u>  1 801 837 PTFE <u>8126501</u>  1 117 435 PTFE