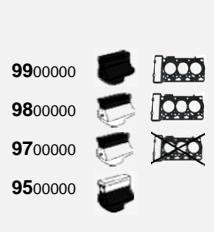

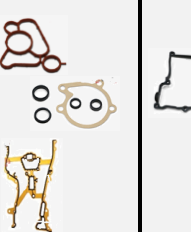
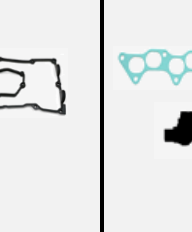


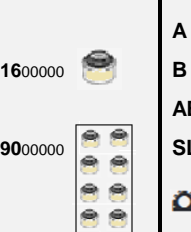





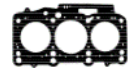


































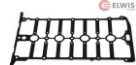




























































































































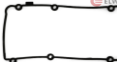



AUDI																		
CC	ENGINE	MODEL / YEAR																
1.0	CHZB CHZD CHZG CHZJ CHZL DKJA DKLA DKLD DKRF 60-85 kW (82-116 PS)	A1 (8X1, 8XK) 1.0 TFSI A1 CITY CARVER A1 Sportback A1 Sportback 25 TFSI A3 (8V1, 8VK) 1.0 TFSI A3 Sportback 1.0 TFSI Q2 (GAB, GAG) 1.0 TFSI Q2 (GAB, GAG) 30 TFSI 03/15 ->	0056036* 04C 103 383 K 75,5 Ø MLS -> 03/15  0056035* 04C 103 383 AB 75,5 Ø MLS 03/15-> 							0356098* 04C 253 039 B 								
1.2	ANY D I E S E L 45 Kw (61 PS)	A2 TDI 03/01-08/05	9756005  95 - PLANNED	on demand 045 103 383 C 77,5 Ø MLS 1,45 mm 1U on demand 045 103 383 D 77,5 Ø MLS 1,53 mm 2U on demand 045 103 383 E 77,5 Ø MLS 1,61 mm 3U 		1556062 045 103 483 C 	0256006 045 129 717 	0356005 045 253 039 	1920070 	90 - on demand 027 109 675 (6x) 1656010 6x 027 109 675 7x10/13,5x10	8456050 038 103 085 E 35x48x10 A SL RD PTFE ACM 8456051 038 103 085 A 32x47x10 A SL RD PTFE ACM							















































AUDI 			9900000  9800000  9700000  9500000 							1600000  9000000 	A  RD B  LD AB  LD SL  WD  WD
CC	ENGINE	MODEL / YEAR									
1.2	CBZA CBZB 63-77 kW (86-105 PS)	A1 TFSI A3 TSI 03/10→	9856071  95 - on demand	0056012 03F 103 383 E 72 Ø MLS 	7056084 03F 115 111A 	1920070  1556089 03F 103 483 A Metal 	0256087 4x 03F 129 717  0256055 1x 03F 129 717 A 	0356027 03F 253 041 AA  3056007 1K0 253 115 AD 	1920070 	9042607 036 109 675 (8x) 1642657 8x 036 109 675 5x8,5/10x11	8456051 038 103 085 A 32x47x10 A SL RD PTFE ACM 8456002  036 103 171 B PTFE
1.2	CJZA CJZB 63-77 kW (86-105 PS) CVVB 81 kW (110 PS)	A3 TFSI 02/13→ A3 TFSI 05/14→	98 - on demand 95 - on demand	0056028 04E 103 383 T 72 Ø MLS 	1556094 04E 103 483 H 	0256066 4x 036 129 717 E 	3056089 04E 253 039 D 	1920070 	9056010* 04E 109 675 (8x) +04E 109 675 A (8x) 1656053 8x 04E 109 675 1656052 8x 04E 109 675 A	8456068 04C 103 085 30x40x7 A SL RD PTFE ACM 8456069*  04E 103 170 A PTFE 8456066 2x 04E 103 085 B 36x46x7 A SL RD PTFE ACM 8456067 04E 103 085 24x39x8 A SL LD PTFE ACM	






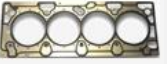










































AUDI			 9900000 9800000 9700000 9500000								1600000 9000000	A  RD B  LD AB  LD SL  WD  WD
CC	ENGINE	MODEL / YEAR										
1.3	EP 44 kW (60 PS)	80 →81 D 250 000 09/78-07/86	98 - on demand 056 198 012 D 9556011 037 198 011 C 	on demand 049 103 383 M 78,5 Ø 1,75 mm 	9156052 026 198 025 A 8,5 mm  9156053 026 198 025 C 6,5 mm Rubber 	0256040 026 129 717 D 	0356001 4x 026 129 589 A on demand 841 253 115 B  	PLANNED 044 103 609 D +N 905 927 02 (20x)  1056019 026 103 609 D 	9056005 026 109 675 (8x) 1656040 8x 026 109 675 8x11/14x10	8456040 068 103 085 E 32x47x10 A SL WD FPM 8455524 068 103 051 P 85x105x11 A SL LD FPM 8456040 068 103 085 32x47x10 A SL WD FPM		
1.3	EP 44 kW (60 PS)	80 81 E 000 001→ 09/78-07/86	98 - on demand 056 198 012 G 9556011 037 198 011 C 	on demand 056 103 383 L 79 Ø 1,8 mm 	9156052 026 198 025 A 8,5 mm  9156053 026 198 025 C 6,5 mm Rubber 	0256040 026 129 717 D 	0356001 4x 026 129 589 A on demand 841 253 115 B  	PLANNED 044 103 609 D +N 905 927 02 (20x)  1056019 026 103 609 D 	9056005 026 109 675 (8x) 1656040 8x 026 109 675 8x11/14x10	8456040 068 103 085 E 32x47x10 A SL WD FPM 8455524 068 103 051 P 85x105x11 A SL LD FPM 8456040 068 103 085 32x47x10 A SL WD FPM		
1.3	ZA ZF 40-44 kW (55-60 PS)	80 82 52 000 099→ 05/72-07/78	98 - on demand 056 198 012 D 9556011 037 198 011 C 	on demand 049 103 383 M 78,5 Ø 1,75 mm 	PLANNED 056 198 025 6,5 mm 	0256040 026 129 717 D 	0356001 4x 026 129 589 A on demand 811 253 115 A   on demand 841 253 115 B 	PLANNED 044 103 609 D +N 905 927 02 (20x)  1056019 026 103 609 D 	9056005 026 109 675 (8x) 1656040 8x 026 109 675 8x11/14x10	8456040 068 103 085 E 32x47x10 A SL WD FPM 8455524 068 103 051 P 85x105x11 A SL LD FPM 8456040 068 103 085 32x47x10 A SL WD FPM		












































AUDI					 9900000  9800000  9700000  9500000		 		 	 		1600000  9000000   	A  RD B  LD AB  LD SL  WD  WD
CC	ENGINE	MODEL / YEAR											
1.4 D I E S E L	AMF ATL BHC 55-66 kW (75-90 PS)	A2 TDI 02/00-08/05	9756005  95 - on demand	on demand 045 103 383 AA 80,5 Ø MLS 1,45 mm 1U PLANNED 045 103 383 AB 80,5 Ø MLS 1,53 mm 2U 0056047 045 103 383 AC 80,5 Ø MLS 1,61 mm 3U 		1556062 045 103 483 C 	0256006 045 129 717 	0356005 045 253 039  3056030 1H0 253 115 A 	1920070 	90 - on demand 027 109 675 (6x) 1656010 6x 027 109 675 7x10/13,5x10	8456050 038 103 085 E 35x48x10 A SL RD PTFE ACM 8456004  06A 103 171 A PTFE 8456051 038 103 085 A 32x47x10 A SL RD PTFE ACM		
1.4	AUA BBY 55 kW (75 PS)	A2 → 8Z 2 008 000 02/00-08/05	9856044  9556090 036 198 011	0056090 036 103 383 AL 77,5 Ø MLS 			0256066 4x 036 129 717 E 	0356053 036 253 039 F  3056057  155 253 115 	1920070 	9056013 036 109 675 (16x) 1642657 16x 036 109 675 5x8,5/10x11	8456023 036 103 085 H 32x42x6 A SL RD FPM 8456064  030 103 171 H PTFE 8456027 2x 036 103 085 A 27x42x8 A SL RD FPM		
1.4	CAVG CAXC CMSA CNVA CTHG CTJA 90-136 kW (122-185 PS)	A1 TFSI A3 TFSI 09/07→ 9956001 	9856013 9856053  9556024 	0056004 03C 103 383 AM 77,5 Ø MLS 0,80 mm 0056009 03C 103 383 AB 77,7 Ø MLS 0,64 mm 	7056081 03C109287F 	1920070 	0256014 03C 129 717 C  0256004 4x 03C 129 717 A 	0356083 03C 253 039 D  3056015  1K0253115Q 	1920070 	9056013 036 109 675 (16x) 1642657 16x 036 109 675 5x8,5/10x11	8456050 038 103 085 E 35x48x10 A SL RD PTFE ACM 8456002  036 103 171 B PTFE		


















































AUDI																				
CC	ENGINE	MODEL / YEAR																		
1.4	CHPB CMBA CPWA CUKB CXSA CXSB CZCA CZDA CZDB CZDD CZCA DGEA 81-110 kW (110-150 PS)	A1 TFSI A3 TFSI Q3 TFSI 04/12→	9856086 95 - on demand	<u>0056029</u> 04E 103 383 BJ 75 Ø MLS 	<u>4556002</u> 04C 121 119 	<u>1556094</u> 04E 103 483 H 	<u>0256066</u> 4x 036 129 717 E 	<u>3056089</u> 04E 253 039 D 	1920070 	9056011* 04E 109 675 (16x) <u>1656053</u> 16x 04E 109 675	<u>8456068</u> 04C 103 085 30x40x7 A SL RD PTFE ACM <u>8456069*</u> 04E 103 170 A PTFE <u>8456066</u> 2x 04E 103 085 B 36x46x7 A SL RD PTFE ACM <u>8456067</u> 04E 103 085 24x39x8 A SL LD PTFE ACM									
1.4	CPTA CZEA 103-110 kW (140-150 PS)	A1 TFSI A3 TFSI Q3 TFSI 04/12→	98 - on demand 95 - on demand	<u>0056029</u> 04E 103 383 BJ 75 Ø MLS 	<u>4556002</u> 04C 121 119 	<u>1556094</u> 04E 103 483 H 	<u>0256066</u> 4x 036 129 717 E 	<u>3056089</u> 04E 253 039 D 	1920070 	9056011* 04E 109 675 (16x) <u>1656053</u> 16x 04E 109 675	<u>8456068</u> 04C 103 085 30x40x7 A SL RD PTFE ACM <u>8456069*</u> 04E 103 170 A PTFE <u>8456066</u> 2x 04E 103 085 B 36x46x7 A SL RD PTFE ACM on demand 04E 103 085 C 28x39x7 A SL LD PTFE ACM									
1.4	CSSA 110 kW (150 PS)			on demand 04E 103 383 BF 75 Ø MLS 		<u>1556094</u> 04E 103 483 H 	<u>0256066</u> 4x 036 129 717 E 	<u>3056089</u> 04E 253 039 D 	1920070 	9056010* 04E 109 675 (8x) +04E 109 675 A (8x) <u>1656053</u> 8x 04E 109 675 <u>1656052</u> 8x 04E 109 675 A	<u>8456068</u> 04C 103 085 30x40x7 A SL RD PTFE ACM <u>8456066</u> 2x 04E 103 085 B 36x46x7 A SL RD PTFE ACM <u>8456067</u> 04E 103 085 24x39x8 A SL LD PTFE ACM									






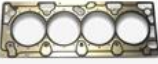












































AUDI 			9900000  9800000  9700000  9500000 		 		 	 		1600000  9000000   	A  B  AB  SL   RD  LD  WD 
CC	ENGINE	MODEL / YEAR									
1.4	CUSB	A1 1,4 TDI	9756072*	0056151* 04B 103 383 AA 80,5 Ø MLS 1U 0056152* 04B 103 383 AB 80,5 Ø MLS 2U 0056153* 04B 103 383 AC 80,5 Ø MLS 3U 		1556036 04B 103 483 C 	0256072* 04B 129 717 	0356072* 04B 253 039 C 	1056042* 04B 103 609 	90 - on demand 036 109 675 (12x) 1642657 12x 036 109 675 5x8,5/10x11	on demand 03L 103 085 B 35x48x10 RD PTFE
	D I E S E L	11/14→10/18	95 - on demand								

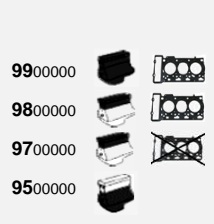
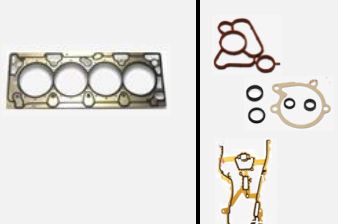

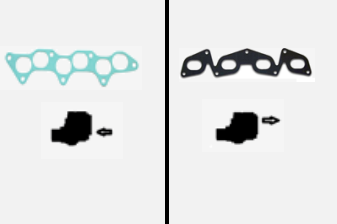






























AUDI 			<p>9900000 </p> <p>9800000 </p> <p>9700000 </p> <p>9500000 </p>							<p>1600000 </p> <p>9000000 </p>	<p>A </p> <p>B </p> <p>AB </p> <p>SL </p> <p></p> <p></p> <p>WD </p> <p></p>
CC	ENGINE	MODEL / YEAR									
1.6	ABB 75 kW (102 PS)	80 →8C P 220 000 08/90-10/91	<p>98 - on demand 026 198 012 S</p> <p>9556011 037 198 011 C</p> 	<p>0056045 026 103 383 P 82 Ø 1,75 mm</p> 	<p>7056029 026 115 441A</p>  <p>7056033 028 115 441C</p> 	<p>9156052 026 198 025 A 8,5 mm</p>  <p>9156053 026 198 025 C 6,5 mm Rubber</p>  <p>1556024 051 103 483 A</p> 	<p>0256040 026 129 717 D</p> 	<p>0356001 4x 026 129 589 A</p>  <p>3023029  431 253 115 A</p> 	<p>PLANNED 044 103 609 D +N 905 927 02 (20x)</p>  <p>1056019 026 103 609 D</p> 	<p>9056005 026 109 675 (8x)</p> <p>1656040 8x 026 109 675 8x11/14x10</p>	<p>8456040 068 103 085 E 32x47x10 A SL WD FPM</p> <p>8455524 068 103 051 P 85x105x11 A SL LD FPM</p> <p>8456040 068 103 085 32x47x10 A SL WD FPM</p>
1.6	ABB 75 kW (102 PS)	80 8C P 220 001→ 08/90-10/91	<p>98 - on demand 026 198 012 S</p> <p>9556030 037 198 011 G</p> 	<p>0056045 026 103 383 P 82 Ø 1,75 mm</p> 	<p>7056029 026 115 441A</p>  <p>7056033 028 115 441C</p> 	<p>9156052 026 198 025 A 8,5 mm</p>  <p>9156053 026 198 025 C 6,5 mm Rubber</p>  <p>1556024 051 103 483 A</p> 	<p>0256040 026 129 717 D</p> 	<p>0356001 4x 026 129 589 A</p>  <p>3023029  431 253 115 A</p> 	<p>1056030 044 103 609 D</p> 	<p>9056005 026 109 675 (8x)</p> <p>1656040 8x 026 109 675 8x11/14x10</p>	<p>8456040 068 103 085 E 32x47x10 A SL WD FPM</p> <p>8455524 068 103 051 P 85x105x11 A SL LD FPM</p> <p>8456040 068 103 085 32x47x10 A SL WD FPM</p>





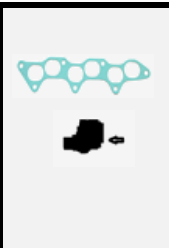


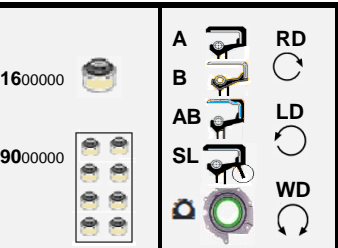













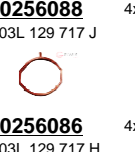





AUDI 			9900000  9800000  9700000  9500000 							1600000  9000000 	A  RD B  LD AB  LD SL  WD  WD
CC	ENGINE	MODEL / YEAR									
1.6	ABM 52 kW (71 PS)	80 →8C S 170 000 09/91-12/94	9556030 037 198 011  95 - on demand	0056045 026 103 383 P 82 Ø 1,75 mm 	7056033 028 115 441C 	1556024 051 103 483 A 	0256040 026 129 717 D  7156002 035 121 171 C 	0356001 4x 026 129 589 A  3023029  431 253 115 A 	1056030 044 103 609 D 	9056005 026 109 675 (8x) 1656040 8x 026 109 675 8x11/14x10	8456040 068 103 085 E 32x47x10 A SL WD FPM 8455524 068 103 051 P 85x105x11 A SL LD FPM 8456040 068 103 085 32x47x10 A SL WD FPM
1.6	ABM 52 kW (71 PS)	80 8C S 170 001→ 09/91-12/94	9556030 037 198 011 G  95 - on demand	0056087 050 103 383 B 82,4 Ø 1,65 mm MLS 	7056033 028 115 441C 	1556024 051 103 483 A 	0256040 026 129 717 D  7156002 035 121 171 C 	0356001 4x 026 129 589 A  3023029  431 253 115 A 	1056030 044 103 609 D 	9056005 026 109 675 (8x) 1656040 8x 026 109 675 8x11/14x10	8456040 068 103 085 E 32x47x10 A SL WD FPM 8455524 068 103 051 P 85x105x11 A SL LD FPM 8456040 068 103 085 32x47x10 A SL WD FPM
1.6	ADA 74 kW (101 PS)	80 →8C S 170 000 06/93-01/96	9556030 037 198 011 G  95 - on demand	0056045 026 103 383 P 82 Ø 1,75 mm 	7056033 028 115 441C 	9156053 026 198 025 C 6,5 mm Rubber  1556024 051 103 483 A 	0256028 048 129 717 A 	0356001 4x 026 129 589 A  3023029  431 253 115 A 	1056030 044 103 609 D 	9056005 026 109 675 (8x) Eng.→ADA 034 669 9056003 027 109 675 (8x) Eng.ADA 034 670→ 1656040 8x 026 109 675 Eng.→ADA 034 669 8x11/14x10 1656010 8x 027 109 675 Eng.ADA 034 670→ 7x10/13,5x10	8456040 068 103 085 E 32x47x10 A SL WD FPM 8455524 068 103 051 P 85x105x11 A SL LD FPM 8456040 068 103 085 32x47x10 A SL WD FPM
























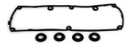


















AUDI 			<p>9900000 </p> <p>9800000 </p> <p>9700000 </p> <p>9500000 </p>							<p>1600000 </p> <p>9000000 </p>	<p>A </p> <p>B </p> <p>AB </p> <p>SL </p> <p></p>	<p>RD </p> <p>LD </p> <p>WD </p>
CC	ENGINE	MODEL / YEAR										
1.6	ADA 74 kW (101 PS)	80 8C S 170 001→ 06/93-01/96	<p>9556030 037 198 011 G</p>  <p>95 - on demand</p>	<p>0056087 050 103 383 B 82,4 Ø MLS 1,65 mm</p> 	<p>7056033 028 115 441 C</p> 	<p>9156053 026 198 025 C 6,5 mm Rubber</p> <p>1556024 051 103 483 A</p> 	<p>0256028 048 129 717 A</p> 	<p>0356001 4x 026 129 589 A</p> <p>3023029 431 253 115 A</p> 	<p>1056030 044 103 609 D</p> 	<p>9056005 026 109 675 (8x) Eng.→ADA 034 669</p> <p>9056003 027 109 675 (8x) Eng.ADA 034 670→</p> <p>1656040 8x 026 109 675 Eng.→ADA 034 669 8x11/14x10</p> <p>1656010 8x 027 109 675 Eng.ADA 034 670→ 7x10/13,5x10</p>	<p>8456040 068 103 085 E 32x47x10 A SL WD FPM</p> <p>8455524 068 103 051 P 85x105x11 A SL LD FPM</p> <p>8456040 068 103 085 32x47x10 A SL WD FPM</p>	
1.6	ADP 74 kW (100 PS)	A4 11/94-09/01	<p>9856036 050 198 012 B</p>  <p>95 - on demand 050 198 011</p>	<p>0056064 050 103 383 82,5 Ø MLS</p> 	<p>7056033 028 115 441 C</p> 	<p>1556024 051 103 483 A</p> 	<p>0256048 037 129 717 C</p> <p>7056096 058 133 073 C</p> 	<p>0356049 037 253 039 D</p> 	<p>1056030 044 103 609 D</p> 	<p>9056003 027 109 675 (8x) 1656010 8x 027 109 675 7x10/13,5x10</p>	<p>8456040 068 103 085 E 32x47x10 A SL WD FPM</p> <p>8455524 068 103 051 P 85x105x11 A SL LD FPM</p> <p>8456040 068 103 085 32x47x10 A SL WD FPM</p>	
1.6	AEH AKL 74 kW (101 PS)	A3 09/96-05/03	<p>9856022 06A 198 012</p>  <p>9556052 06A 198 011</p> 	<p>0056052 06B 103 383 H 82,5 Ø MLS 1,2 mm</p> 		<p>1556024 051 103 483 A</p> 	<p>0256062 4x 06A 133 398 F</p> 	<p>0356049 037 253 039 D</p> 	<p>1920070</p>  <p>1056031 06A 103 609 C</p> 	<p>9056003 027 109 675 (8x) 1656010 8x 027 109 675 7x10/13,5x10</p>	<p>8456050 038 103 085 E 35x48x10 A SL RD PTFE ACM</p> <p>8056004 06B 103 171 B PTFE</p> <p>8456051 038 103 085 A 32x47x10 A SL RD PTFE ACM</p>	

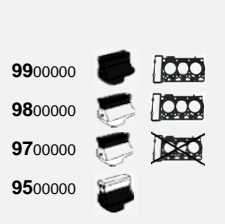

















AUDI 			<p>9900000 </p> <p>9800000 </p> <p>9700000 </p> <p>9500000 </p>							<p>1600000 </p> <p>9000000 </p>	<p>A </p> <p>B </p> <p>AB </p> <p>SL </p> <p></p> <p>WD </p>
CC	ENGINE	MODEL / YEAR									
1.6	AHL 74 kW (100 PS)	A4 11/94-09/01	<p>9856037</p>  <p>95 - on demand</p>	<p>0056052 06B 103 383 H 82,5 Ø MLS 1,2 mm</p> 		<p>1556024 051 103 483 A</p> 	<p>0256048 037 129 717 C</p>  <p>0256068 4x 06B 129 717 A</p> 	<p>0356001 R 2x 026 129 589 A</p>  <p>PLANNED L 2x 034 129 589 B</p>  <p>3023029 431 253 115 A</p> 	<p>1920070</p>  <p>1056031 06A 103 609C</p> 	<p>9056003 027 109 675 (8x)</p> <p>1656010 8x 027 109 675 7x10/13,5x10</p>  	<p>8456050 038 103 085 E 35x48x10 A SL RD PTFE ACM</p> <p>8056004 06B 103 171 B PTFE</p> <p>8456051 038 103 085 A 32x47x10 A SL RD PTFE ACM</p>
1.6	ALZ 75 kW (102 PS)	A4 07/00-06/08	<p>9856016</p>  <p>95 - on demand</p>	<p>0056052 06B 103 383 H 82,5 Ø MLS 1,2 mm</p> 		<p>1556071 06B 103 483 L</p> 	<p>0256068 4x 06B 129 717 A</p> 	<p>0356001 R 2x 026 129 589 A</p>  <p>PLANNED L 2x 034 129 589 B</p> 	<p>1920070</p> 	<p>9042607 036 109 675 (8x)</p> <p>1642657 8x 036 109 675 5x8,5/10x11</p> 	<p>8456050 038 103 085 E 35x48x10 A SL RD PTFE ACM</p> <p>8056004 06B 103 171 B PTFE</p> <p>8456051 038 103 085 A 32x47x10 A SL RD PTFE ACM</p>
1.6	ANA ARM 74 kW (100 PS)	A4 11/94-09/01	<p>9856037</p>  <p>95 - on demand</p>	<p>0056052 06B 103 383 H 82,5 Ø MLS 1,2 mm</p> 		<p>1556024 051 103 483 A</p> 	<p>0256068 4x 06B 129 717 A</p> 	<p>0356001 R 2x 026 129 589 A</p>  <p>PLANNED L 2x 034 129 589 B</p> 	<p>1920070</p>  <p>1056031 06A 103 609C</p> 	<p>9056003 027 109 675 (8x)</p> <p>1656010 8x 027 109 675 7x10/13,5x10</p>  	<p>8456050 038 103 085 E 35x48x10 A SL RD PTFE ACM</p> <p>8056004 06B 103 171 B PTFE</p> <p>8456051 038 103 085 A 32x47x10 A SL RD PTFE ACM</p>

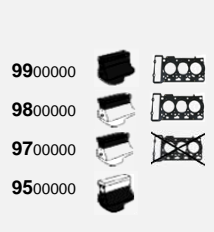




















AUDI 			9900000  9800000  9700000  9500000 		 		 	 		1600000  9000000   	A  B  AB  SL   	RD  LD  WD 
CC	ENGINE	MODEL / YEAR										
1.6	APF 74 kW (101 PS)	A3 09/96-05/03	98 - on demand 95 - on demand	0056052 06B 103 383 H 82,5 Ø MLS 1,2 mm 		1556024 051 103 483 A 	0256062 4x 06A 133 398 F 	0356004 06A 253 039 L 	1920070  1056031 06A 103 609C 	9056003 027 109 675 (8x) 1656010 8x 027 109 675 7x10/13,5x10	8456050 038 103 085 E 35x48x10 A SL RD PTFE ACM 8056004  06B 103 171 B PTFE 8456051 038 103 085 A 32x47x10 A SL RD PTFE ACM	
1.6	AVU BFQ 75 kW (102 PS)	A3 08/00-05/03	9856020  95 - on demand	0056052 06B 103 383 H 82,5 Ø MLS 1,2 mm 		1556071 06B 103 483 L 	0256062 4x 06A 133 398 F 	0356004 06A 253 039 L  3056061  533 253 115 D 	1920070 	9042607 036 109 675 (8x) 1642657 8x 036 109 675 5x8,5/10x11	8456050 038 103 085 E 35x48x10 A SL RD PTFE ACM 8056004  06B 103 171 B PTFE 8456051 038 103 085 A 32x47x10 A SL RD PTFE ACM	
1.6	BAD 81 kW (110 PS)	A2 FSI 05/02-08/05	98 - on demand 95 - on demand	0056056 036 103 383 AB 77,5 Ø MLS 		1920070 	0256014 03C 129 717 C  on demand 036 129 717 K 	0356053 036 253 039 F 	1920070 	9042601 036 109 675 (16x) 1642657 16x 036 109 675 5x8,5/10x11	8456050 038 103 085 E 35x48x10 A SL RD PTFE ACM 8456064  030 103 171 L PTFE 8456027 036 103 085 A 27x42x8 A SL RD FPM on demand 036 103 085 F 35x46x7 A SL RD FPM	

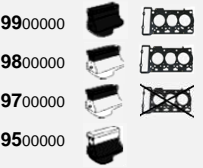
















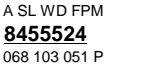
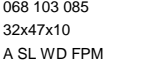


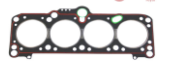




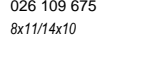

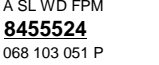
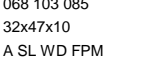

AUDI																
CC	ENGINE	MODEL / YEAR														
1.6	BAG BLF BLP 85 kW (115 PS)	A3 FSI →8P 4 103 000 08/03-09/07	9956018* 9856079 	0056052 06B 103 383 H 82,5 Ø MLS 1,2 mm 	7056081 03C109287F 	1920070 	0256014 03C 129 717 C  0256004 03C 129 717 A 	0356083 03C 253 039 D  3056017 1J0 253 115 S 	1920070 	9042601 036 109 675 (16x) 1642657 16x 036 109 675 5x8,5/10x11	8456050 038 103 085 E 35x48x10 A SL RD PTFE ACM PLANNED 030 103 171 K PTFE 					
1.6	BAG BLF BLP 85 kW (115 PS)	A3 FSI 8P 4 103 001→ 08/03-09/07	9956018* 9856079	0056052 06B 103 383 H 82,5 Ø MLS 1,2 mm 	7056081 03C109287F 	1920070 	0256014 03C 129 717 C  0256004 03C 129 717 A 	0356083 03C 253 039 D  3056017 1J0 253 115 S 	1920070 	9042601 036 109 675 (16x) 1642657 16x 036 109 675 5x8,5/10x11	8456050 038 103 085 E 35x48x10 A SL RD PTFE ACM 8156002  030 103 171 S PTFE					
1.6	BGU BSE BSF 75 kW (102 PS)	A3 05/03-03/13		056052 06B 103 383 H 2,5 Ø MLS 2 mm 		1556071 06B 103 483 L 	0256062 4x 06A 133 398 F  5056020 4x 06A 133 227 B 	0356004 06A 253 039 L  3056081 1K0253115 	1920070 	9042607 036 109 675 (8x) 1642657 8x 036 109 675 5x8,5/10x11	8456050 038 103 085 E 35x48x10 A SL RD PTFE ACM 8056004 06B 103 171 B PTFE 8456051 038 103 085 A 32x47x10 A SL RD PTFE ACM					














































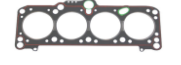








AUDI																		
CC	ENGINE	MODEL / YEAR																
1.6	BRY 74 kW (101 PS)		9756099  95 - on demand	0056088 06A 103 383 AE MLS 		1556071 06B 103 483 L 	0256062 4x 06A 133 398 F 	0356049 037 253 039 D 	1920070 	9042607 036 109 675 (8x) 1642657 8x 036 109 675 5x8,5/10x11	8456050 038 103 085 E 35x48x10 A SL RD PTFE ACM 8056004 06B 103 171 B PTFE 8456051 038 103 085 A 32x47x10 A SL RD PTFE ACM							
1.6	CAYB CAYC 66-77 kW (90-105 PS)	A1 TDI 05/10→	9756099 10/09→  9556102 	0056142 03L 103 383 BQ 80,5 Ø 1,55 mm MLS 1U 0056143 03L 103 383 BR 80,5 Ø 1,63 mm MLS 2U 0056021 03L 103 383 BS 80,5 Ø 1,71 mm MLS 3U 	7056086 03L 145 215 A 	9156005 03L 103 483 C +03L 103 070 (4x)  1556088 03L 103 483 C  1556007 03L 103 070 	0256088 4x 03L 129 717 J  0256086 4x 03L 129 717 H  9456001 	0356012 03L 253 039 E  7056037 7H0 253 115 B 	1920070 	90 - PLANNED 036 109 675 (16x) 1642657 16x 036 109 675 5x8,5/10x11	8456050 038 103 085 E 35x48x10 A SL RD PTFE ACM 8056003 03L 103 171 A PTFE 8456071 03L 103 085 32x47x10 A RD FPM							




























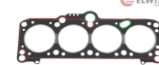





















AUDI			 9900000  9800000  9700000  9500000 								1600000  9000000 	A  RD B  LD AB  LD SL  WD  WD
CC	ENGINE	MODEL / YEAR										
1.6	CAYB CAYC 66-77 kW (90-105 PS)	A3 TDI 05/09-05/13	9756099 10/09→  9556102 	0056142 03L 103 383 BQ 80,5 Ø MLS 1,55 mm 1U 0056143 03L 103 383 BR 80,5 Ø MLS 1,63 mm 2U 0056021 03L 103 383 BS 80,5 Ø MLS 1,71 mm 3U 	7056086 03L 145 215 A 	9156008 03L 103 483 H +03L 103 070 A (4x)  9156005 03L 103 483 C +03L 103 070 (4x)  1556090 03L 103 483 H  1556088 03L 103 483 C 	0256088 4x 03L 129 717 J  0256086 4x 03L 129 717 H  9456001 	0356012 03L 253 039 E  7056037  7H0 253 115 B 	1920070 	90 - PLANNED 036 109 675 (16x) 1642657 16x 036 109 675 5x8,5/10x11	8456050 038 103 085 E 35x48x10 A SL RD PTFE ACM 8056003  03L 103 171 A PTFE 8456051 038 103 085 A 32x47x10 A SL RD PTFE ACM →09/09 8456071 03L 103 085 32x47x10 A RD FPM 10/09→	
1.6	CCSA CMXA 75 kW (102 PS)	A3 01/11-03/13	9856020  95 - on demand	0056052 06B 103 383 H 82,5 Ø MLS 1,2 mm 		1556071 06B 103 483 L 	0256062 4x 06A 133 398 F 	0356004 06A 253 039 L  3056081 1K0253115 	1920070 	9042607 036 109 675 (8x) 1642657 8x 036 109 675 5x8,5/10x11	8456050 038 103 085 E 35x48x10 A SL RD PTFE ACM 8056004  06B 103 171 B PTFE 8456051 038 103 085 A 32x47x10 A SL RD PTFE ACM	











































AUDI																				
CC	ENGINE	MODEL / YEAR																		
1.6	CLHA CRKB	A3 TDI 10/12→	9756070*	0056118* 04L 103 383 C 80,5 Ø MLS 1,55 mm 1U 0056119 04L 103 383 D 80,5 Ø MLS 1,63 mm 2U 0056120* 04L 103 383 E 80,5 Ø MLS 1,71 mm 3U				9156009 04L 103 483 +04L 103 070 A (4X)		0256002 04L 129 717 B		0256098 04L 253 039 G		1920070		90 - PLANNED 036 109 675 (16x) 1642657 16x 036 109 675 5x8,5/10x11	on demand		04L 103 171 PTFE 8456071 03L 103 085 32x47x10 A RD FPM	
D I E S E L	77-81 kW (105-110 PS)		9556053*					9156011 03L 103 483 S +04L 103 070 (4x)												
								1556034 04L 103 483												
								1556004 03L 103 483 S												



















































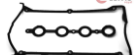








AUDI																				
CC	ENGINE	MODEL / YEAR																		
1.6	CR	80 D	9756040 068 198 012 L 		on demand 068 103 383 ES 78 Ø 1,5 mm 1U Eng.→CR 176 338 on demand 068 103 383 ET 78 Ø 1,6 mm 2U Eng.→CR 176 338 0056075 068 103 383 FA 78 Ø 1,7 mm 3U Eng.→CR 176 338 				9156052 026 198 025 A 8,5 mm 		0256040 026 129 717 D 		0356001 4x 026 129 589 A  on demand  811 253 115 A Eng.CR 176 339→ 		PLANNED 044 103 609 D +N 905 927 02 (20x)  1056019 026 103 609 D 		9056005 026 109 675 (8x) 1656040 8x 026 109 675 8x11/14x10 		8456040 068 103 085 E 32x47x10 A SL WD FPM 8455524 068 103 051 P 85x105x11 A SL LD FPM 8456040 068 103 085 32x47x10 A SL WD FPM	
D	40 kW	08/80-08/86	9556011 037 198 011 C 		0056076 068 103 383 FE 78 Ø 1,6 mm 1U Eng.CR 176 339→ 0056077 068 103 383 FF 78 Ø 1,65 mm 2U Eng.CR 176 339→ 0056078 068 103 383 FG 78 Ø 1,7 mm 3U Eng.CR 176 339→ 															

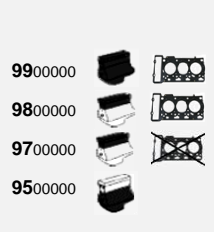







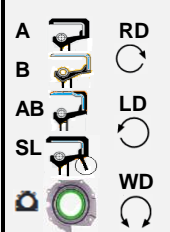




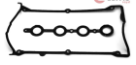















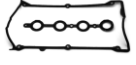










AUDI																				
CC	ENGINE	MODEL / YEAR																		
1.6 D I E S E L	CY	80 TD →81 F 220 000	9756017 068 198 012 G	0056076 068 103 383 FE 78 Ø 1,6 mm 1U Eng.CR 176 339→ 0056077 068 103 383 FF 78 Ø 1,65 mm 2U Eng.CR 176 339→ 0056078 068 103 383 FG 78 Ø 1,7 mm 3U Eng.CR 176 339→	9156052 026 198 025 A 8,5 mm	0256017 068 129 717 E	0356001 R 2x 026 129 589 A	PLANNED 044 103 609 D +N 905 927 02 (20x)	9056005 026 109 675 (8x) 1656040 8x 026 109 675 8x11/14x10	8456040 068 103 085 E 32x47x10 A SL WD FPM 8455524 068 103 051 P 85x105x11 A SL LD FPM 8456040 068 103 085 32x47x10 A SL WD FPM										
		90 TD →81 F 220 000 08/81-01/87	 9556011 037 198 011 C		 9156053 026 198 025 C 6,5 mm Rubber	  PLANNED L 2x 034 129 589 B on demand 893 253 115	 1056019 026 103 609 D	 	  											
1.6 D I E S E L	CY	80 TD 81 G 000 001→	9756017 068 198 012 G	0056079 068 103 383 EH 78 Ø 1,53 mm 1U 0056080 068 103 383 FF 78 Ø 1,57 mm 2U 0056081 068 103 383 EK 78 Ø 1,61 mm 3U	9156052 026 198 025 A 8,5 mm	0256017 068 129 717 E	0356001 R 2x 026 129 589 A	PLANNED 044 103 609 D +N 905 927 02 (20x)	9056005 026 109 675 (8x) 1656040 8x 026 109 675 8x11/14x10	8456040 068 103 085 E 32x47x10 A SL WD FPM 8455524 068 103 051 P 85x105x11 A SL LD FPM 8456040 068 103 085 32x47x10 A SL WD FPM										
		90 TD 81 G 000 001→ 08/81-01/87	 9556011 037 198 011 C		 9156053 026 198 025 C 6,5 mm Rubber	  PLANNED L 2x 034 129 589 B on demand 893 253 115	 1056019 026 103 609 D	 	  											

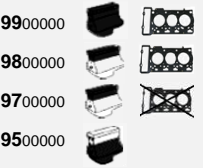






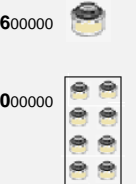








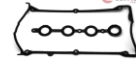















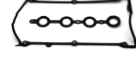








AUDI 			9900000  9800000  9700000  9500000 							1600000  9000000 	A  B  AB  SL   RD  LD  WD 
CC	ENGINE	MODEL / YEAR									
1.6	DT JU SA 54-55 kW (73-75 PS)	80 08/78→	98 - on demand 050 198 012 A 9556011 037 198 011 C 	0056045 026 103 383 P 82 Ø 1,75 mm 		9156052 026 198 025 A 8,5 mm  9156053 026 198 025 C 6,5 mm Rubber 	0256040 026 129 717 D  7156002 035 121 171 C 	0356001 4x 026 129 589 A  on demand  841 253 115 B 	PLANNED 044 103 609 D +N 905 927 02 (20x)  1056019 026 103 609 D 	9056005 026 109 675 (8x) 1656040 8x 026 109 675 8x11/14x10	8456040 068 103 085 E 32x47x10 A SL WD FPM 8455524 068 103 051 P 85x105x11 A SL LD FPM 8456040 068 103 085 32x47x10 A SL WD FPM
1.6	JK D I E S E L 40 kW (54 PS)	80 D →81 F 220 000 08/80-07/89	9756040 068 198 012 L  9556011 037 198 011 C 	0056076 068 103 383 FE 78 Ø 1,6 mm 1U 0056077 068 103 383 FF 78 Ø 1,65 mm 2U 0056078 068 103 383 FG 78 Ø 1,7 mm 3U 		9156052 026 198 025 A 8,5 mm  9156053 026 198 025 C 6,5 mm Rubber 	0256040 026 129 717 D 	0356001 4x 026 129 589 A  on demand  811 253 115 A 	PLANNED 044 103 609 D +N 905 927 02 (20x)  1056019 026 103 609 D 	9056005 026 109 675 (8x) 1656040 8x 026 109 675 8x11/14x10	8456040 068 103 085 E 32x47x10 A SL WD FPM 8455524 068 103 051 P 85x105x11 A SL LD FPM 8456040 068 103 085 32x47x10 A SL WD FPM
1.6	JK D I E S E L 40 kW (54 PS)	80 D 81 G 000 001→ 08/80-07/89	9756040 068 198 012 L  9556011 037 198 011 C 	0056079 068 103 383 EH 78 Ø 1,53 mm 1U 0056080 068 103 383 FF 78 Ø 1,57 mm 2U 0056081 068 103 383 EK 78 Ø 1,61 mm 3U 		9156052 026 198 025 A 8,5 mm  9156053 026 198 025 C 6,5 mm Rubber 	0256040 026 129 717 D 	0356001 4x 026 129 589 A  on demand  811 253 115 A 	PLANNED 044 103 609 D +N 905 927 02 (20x)  1056019 026 103 609 D 	9056005 026 109 675 (8x) 1656040 8x 026 109 675 8x11/14x10	8456040 068 103 085 E 32x47x10 A SL WD FPM 8455524 068 103 051 P 85x105x11 A SL LD FPM 8456040 068 103 085 32x47x10 A SL WD FPM
























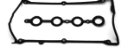

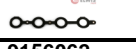












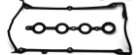
















AUDI			 9900000 9800000 9700000 9500000		  		 		 		1600000 9000000 		A  RD B  LD AB  LD SL  WD  WD	
CC	ENGINE	MODEL / YEAR												
1.6	PP 51 kW (70 PS)	80 08/87-09/91	98 - on demand 050 198 012 A 9556011 037 198 011 C 	0056045 026 103 383 P 82 Ø 1,75 mm 	9156052 026 198 025 A 8,5 mm  9156053 026 198 025 C 6,5 mm Rubber 	0256040 026 129 717 D  7156002 035 121 171 C 	0356001 4x 026 129 589 A  on demand  811 253 115 A 	PLANNED 044 103 609 D +N 905 927 02 (20x)  1056019 026 103 609 D 	9056005 026 109 675 (8x) 1656040 8x 026 109 675 8x11/14x10	8456040 068 103 085 E 32x47x10 A SL WD FPM 8455524 068 103 051 P 85x105x11 A SL LD FPM 8456040 068 103 085 32x47x10 A SL WD FPM				
1.6 D I E S E L	RA SB 59 kW (80 PS)	80 TD 90 TD 09/86-09/91	9756017 068 198 012 G  9556011 037 198 011 C 	0056079 068 103 383 EH 78 Ø 1,53 mm 1U 0056080 068 103 383 FF 78 Ø 1,57 mm 2U 0056081 068 103 383 EK 78 Ø 1,61 mm 3U 	9156052 026 198 025 A 8,5 mm  9156053 026 198 025 C 6,5 mm Rubber 	0256017 068 129 717 E  7156002 035 121 171 C 	0356001 R 2x 026 129 589 A  PLANNED L 2x 034 129 589 B  on demand  893 253 115 	PLANNED 044 103 609 D +N 905 927 02 (20x)  1056019 026 103 609 D 	9056005 026 109 675 (8x) 1656040 8x 026 109 675 8x11/14x10	8456040 068 103 085 E 32x47x10 A SL WD FPM 8455524 068 103 051 P 85x105x11 A SL LD FPM 8456040 068 103 085 32x47x10 A SL WD FPM				
1.6	RN 55 kW (75 PS)	80 09/86-08/91	98 - on demand 026 198 012 AD 9556011 037 198 011 C 	0056045 026 103 383 P 82 Ø 1,75 mm 	9156052 026 198 025 A 8,5 mm  9156053 026 198 025 C 6,5 mm Rubber 	0256040 026 129 717 D  7156002 035 121 171 C 	0356001 4x 026 129 589 A  3023029  431 253 115 A 	PLANNED 044 103 609 D +N 905 927 02 (20x)  1056019 026 103 609 D 	9056005 026 109 675 (8x) 1656040 8x 026 109 675 8x11/14x10	8456040 068 103 085 E 32x47x10 A SL WD FPM 8455524 068 103 051 P 85x105x11 A SL LD FPM 8456040 068 103 085 32x47x10 A SL WD FPM				














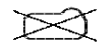



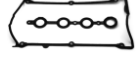













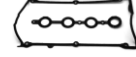









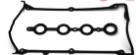








AUDI			 9900000 9800000 9700000 9500000								1600000 9000000	A  RD B  LD AB  LD SL  WD  WD
CC	ENGINE	MODEL / YEAR										
1.6	WV 55 kW (75 PS)	80 08/78-07/86	98 - on demand 049 198 012 H 9556011 037 198 011 C 	0056048 049 103 383 K 81 Ø 1,75 mm 		9156052 026 198 025 A 8,5 mm  9156053 026 198 025 C 6,5 mm Rubber 	0256040 026 129 717 D 	0356001 4x 026 129 589 A  on demand  841 253 115 B 	PLANNED 044 103 609 D +N 905 927 02 (20x)  1056019 026 103 609 D 	9056005 026 109 675 (8x) 1656040 8x 026 109 675 8x11/14x10	8456040 068 103 085 E 32x47x10 A SL WD FPM 8455524 068 103 051 P 85x105x11 A SL LD FPM 8456040 068 103 085 32x47x10 A SL WD FPM	
1.6	WZ XX YG YH YH 55-74 kW (75-100 PS)	COUPE 80 09/73→	98 - on demand 049 198 012 H 9556011 037 198 011 C 	0056048 049 103 383 K 81 Ø 1,75 mm 		PLANNED 056 198 025 6,5 mm  9156052 026 198 025 A 8,5 mm 	0256040 026 129 717 D 	0356001 4x 026 129 589 A  on demand  841 253 115 B 	PLANNED 044 103 609 D +N 905 927 02 (20x)  1056019 026 103 609 D 	9056005 026 109 675 (8x) 1656040 8x 026 109 675 8x11/14x10	8456040 068 103 085 E 32x47x10 A SL WD FPM 8455524 068 103 051 P 85x105x11 A SL LD FPM 8456040 068 103 085 32x47x10 A SL WD FPM	
1.6	YP YS YT YY YZ 51-81 kW (70-110 PS)	80 →8192 242 682 09/75-02/83	98 - on demand 049 198 012 H 9556011 037 198 011 C 	0056048 049 103 383 K 81 Ø 1,75 mm 		PLANNED 056 198 025 6,5 mm  9156052 026 198 025 A 8,5 mm 	0256040 026 129 717 D 	0356001 4x 026 129 589 A  on demand  841 253 115 B 	PLANNED 044 103 609 D +N 905 927 02 (20x)  1056019 026 103 609 D 	9056005 026 109 675 (8x) 1656040 8x 026 109 675 8x11/14x10	8456040 068 103 085 E 32x47x10 A SL WD FPM 8455524 068 103 051 P 85x105x11 A SL LD FPM 8456040 068 103 085 32x47x10 A SL WD FPM	


















































AUDI			 9900000   9800000   9700000   9500000  								1600000  9000000    	A  RD B  LD AB  LD SL  WD  WD
CC	ENGINE	MODEL / YEAR										
1.6	YP YS YT YY YZ 51-81 kW (70-110 PS)	80 8192 242 683→ 09/75-02/83	98 - on demand 049 198 012 H 9556011 037 198 011 C 	0056048 049 103 383 K 81 Ø 1,75 mm 	9156052 026 198 025 A 8,5 mm  9156053 026 198 025 C 6,5 mm Rubber 	0256040 026 129 717 D 	0356001 4x 026 129 589 A on demand  841 253 115 B 	PLANNED 044 103 609 D +N 905 927 02 (20x)  1056019 026 103 609 D 	9056005 026 109 675 (8x) 1656040 8x 026 109 675 8x11/14x10	8456040 068 103 085 E 32x47x10 A SL WD FPM 8455524 068 103 051 P 85x105x11 A SL LD FPM 8456040 068 103 085 32x47x10 A SL WD FPM		
1.6	YV 63 kW (85 PS)	100 08/76-02/83	98 - on demand 049 198 012 H 9556011 037 198 011 C 	0056048 049 103 383 K 81 Ø 1,75 mm 	9156052 026 198 025 A 8,5 mm Eng.YV 149 461→  9156053 026 198 025 C 6,5 mm Rubber Eng.YV 149 461→ 	0256040 026 129 717 D 	0356001 4x 026 129 589 A on demand  841 253 115 B 	PLANNED 044 103 609 D +N 905 927 02 (20x)  1056019 026 103 609 D 	9056005 026 109 675 (8x) 1656040 8x 026 109 675 8x11/14x10	8456040 068 103 085 E 32x47x10 A SL WD FPM 8455524 068 103 051 P 85x105x11 A SL LD FPM 8456040 068 103 085 32x47x10 A SL WD FPM		
1.8	ADR AEB AFY ANZ ARK ATW 85-110 kW (115-150 PS)	A4 A4 T A6 A6 T CABRIOLET 01/95→	9856065 058 198 012 +058 198 025 A  9556032 058 198 011 	0056065 058 103 383 Q 82,5 Ø MLS  	7056011 058 145 757C  7056033 028 115 441C  7056064 58198217 	9156062 058 198 025 A  1556032 058 103 483 F  1556033 058 103 484 C 	0256049 058 129 717 B  0256069 058 129 717D  7056096 058 133 073 C 	0356047 058 253 039 L 	1920070  1056021 058 103 609 	9055503 036 109 675 (20x) 1642657 20x 036 109 675 5x8,5/10x11	8456040 068 103 085 E 32x47x10 A SL WD FPM 8455524 068 103 051 P 85x105x11 A SL LD FPM 8456001 028 103 171 B 8456040 068 103 085 32x47x10 A SL WD FPM	















































AUDI											
CC	ENGINE	MODEL / YEAR									
1.8	AGN 92 kW (125 PS)	A3 →8L V 200 000 09/96-05/03	9856001 06A 198 012 A  9556065 06A 198 011 A 	0056065 058 103 383 Q 82,5 Ø MLS 	7056064 58198217 	9156062 058 198 025 A  1556032 058 103 483 F  1556033 058 103 484 C 	0256049 058 129 717 B  0256021 06A 133 557H 	0356047 058 253 039 L  3056061 533 253 115 D 	1920070  1056031 06A 103 609C 	9055503 036 109 675 (20x) 1642657 20x 036 109 675 5x8,5/10x11 	8456050 038 103 085 E 35x48x10 A SL RD PTFE ACM 8456004 06A 103 171 A PTFE 8456051 2x 038 103 085 A 32x47x10 A SL RD PTFE ACM 
1.8	AGN 92 kW (125 PS)	A3 8L W 000 001→ 09/96-05/03	9856003  9856001 06A 198 012 A  9556065 06A 198 011 A 	0056065 058 103 383 Q 82,5 Ø MLS 	7056064 58198217 	9156062 058 198 025 A  1556032 058 103 483 F  1556033 058 103 484 C 	on demand 4x 06A 133 398 D  0256021 06A 133 557H 	0356047 058 253 039 L  3056061 533 253 115 D 	1920070  1056031 06A 103 609C 	9055503 036 109 675 (20x) 1642657 20x 036 109 675 5x8,5/10x11 	8456050 038 103 085 E 35x48x10 A SL RD PTFE ACM 8456004 06A 103 171 A PTFE 8456051 2x 038 103 085 A 32x47x10 A SL RD PTFE ACM 
















































AUDI																				
CC	ENGINE	MODEL / YEAR																		
1.8	AGU AIQ AMQ AMU APP APX APY AQA ARX ARY ARZ ATC AUL AUM AUQ AVY AWP AWT BAM BEA BFV BVP BVR 110-176 kW (150-240 PS)	A3 S3 A3 T A4 T A6 T TT T 01/95→	9856001 06A 198 012 A  9856034  9856074  9556065 06A 198 011 A 	0056065 058 103 383 Q 82,5 Ø MLS 	7056011 058 145 757C  7056064 58198217 	9156062 058 198 025 A  1556032 058 103 483 F  1556033 058 103 484 C 	0256049 058 129 717 B  0256069 058 129 717D  7056096 058 133 073 C 	0356047 058 253 039 L  7156006 1J0253115 R 	1920070  1056031 06A 103 609C 	9055503 036 109 675 (20x) 1642657 20x 036 109 675 5x8,5/10x11 	8456050 038 103 085 E 35x48x10 A SL RD PTFE ACM 8456004 06A 103 171 A PTFE 8456051 2x 038 103 085 A 32x47x10 A SL RD PTFE ACM									
1.8	AJL 132 kW (180 PS)	A4 T A6 T 12/97-01/05	9856065 058 198 012 +058 198 025 A  95 - on demand 	0056065 058 103 383 Q 82,5 Ø MLS 	7056011 058 145 757C  7056033 028 115 441C 	9156062 058 198 025 A  1556032 058 103 483 F  1556033 058 103 484 C 	0256049 058 129 717 B  0256069 058 129 717D 	0356047 058 253 039 L 	1920070  1056021 058 103 609 	9055503 036 109 675 (20x) 1642657 20x 036 109 675 5x8,5/10x11 	8456040 068 103 085 32x47x10 A SL WD FPM 8456001 028 103 171 B 8456040 068 103 085 32x47x10 A SL WD FPM									















































AUDI 			9900000  9800000  9700000  9500000 							1600000  9000000 	A  B  AB  SL   RD  LD  WD 
CC	ENGINE	MODEL / YEAR									
1.8	AJP AQE ARH 92 kW (125 PS)	A6 07/97-01/05	98 - on demand 06B 198 012 95 - on demand	0056065 058 103 383 Q 82,5 Ø MLS 	7056064 58198217 	9156062 058 198 025 A  1556032 058 103 483 F  1556033 058 103 484 C 	0256049 058 129 717 B  0256069 058 129 717 D 	0356047 058 253 039 L  3023029 431 253 115 A 	1920070  on demand 06B 103 609 	9055503 036 109 675 (20x) 1642657 20x 036 109 675 5x8,5/10x11	8456050 038 103 085 E 35x48x10 A SL RD PTFE ACM  8056004 06B 103 171 B PTFE 8456051 038 103 085 A 32x47x10 A SL RD PTFE ACM
1.8	AMB BEX BFB 120-140 kW (163-190 PS)	A4T →8E 3 500 000 07/01-03/09	9856001 06A 198 012 A  9556065 06A 198 011 A 	0056065 058 103 383 Q 82,5 Ø MLS 	7056011 058 145 757C  7056064 58198217 	9156062 058 198 025 A  1556032 058 103 483 F  1556033 058 103 484 C 	0256049 058 129 717 B  0256069 058 129 717 D 	0356047 058 253 039 L 	1920070 	9055503 036 109 675 (20x) 1642657 20x 036 109 675 5x8,5/10x11	8055524 054 115 147 B 35x48x10 A SL RD FPM 8456004 06A 103 171 A PTFE 8456051 2x 038 103 085 A 32x47x10 A SL RD PTFE ACM
1.8	AMB BEX BFB 120-140 kW (163-190 PS)	A4T 8E 4 000 001→ 07/01-03/09	9856003  9556065 06A 198 011 A 	0056065 058 103 383 Q 82,5 Ø MLS 		9156062 058 198 025 A  1556032 058 103 483 F  1556033 058 103 484 C 	0256016 06B 129 717 F  7056096 058 133 073 C 	0356047 058 253 039 L 	1920070 	9055503 036 109 675 (20x) 1642657 20x 036 109 675 5x8,5/10x11	8055524 054 115 147 B 35x48x10 A SL RD FPM 8456004 06A 103 171 A PTFE 8456051 2x 038 103 085 A 32x47x10 A SL RD PTFE ACM

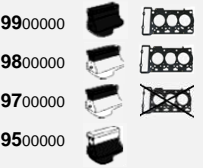























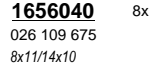
AUDI			 9900000 9800000 9700000 9500000								1600000 9000000	A  RD B  LD AB  LD SL  WD  WD
CC	ENGINE	MODEL / YEAR										
1.8	ANB APT APU ARG AVV 92-110 kW (125-150 PS)	A4 A4 T A6 T 01/95-01/05	9856065 058 198 012 058 198 025 A  95 - on demand 	0056065 058 103 383 Q 82,5 Ø MLS 	7056033 028 115 441C  7056064 58198217 	9156062 058 198 025 A  1556032 058 103 483 F  1556033 058 103 484 C 	0256049 058 129 717 B  0256069 058 129 717D 	0356047 058 253 039 L  3023029 431 253 115 A 	1920070  1056021 058 103 609 	9055503 036 109 675 (20x) 1642657 20x 036 109 675 5x8,5/10x11	8456051 038 103 085 A 32x47x10 A SL RD PTFE ACM 8456004  06A 103 171 A PTFE 8456051 038 103 085 A 32x47x10 A SL RD PTFE ACM	
1.8	ANQ AWL 92-110 kW (125-150 PS)	A6 A6 T 01/97-01/05	9856001 06A 198 012 A  9556065 06A 198 011 A 	0056065 058 103 383 Q 82,5 Ø MLS 	7056064 58198217 	9156062 058 198 025 A  1556032 058 103 483 F  1556033 058 103 484 C 	0256049 058 129 717 B  0256069 058 129 717D 	0356047 058 253 039 L 	1920070 	9055503 036 109 675 (20x) 1642657 20x 036 109 675 5x8,5/10x11	8456050 038 103 085 E 35x48x10 A SL RD PTFE ACM 8456051 2x 038 103 085 A 32x47x10 A SL RD PTFE ACM	
1.8	APG 92 kW (125 PS)	A3 09/96-05/03	9856003  9556054	0056065 058 103 383 Q 82,5 Ø MLS 	7056064 58198217 	9156062 058 198 025 A  1556032 058 103 483 F  1556033 058 103 484 C 	on demand 4x 06A 133 398 D  0256021 06A 133 557H 	0356047 058 253 039 L 	1920070  1056031 06A 103 609C 	9055503 036 109 675 (20x) 1642657 20x 036 109 675 5x8,5/10x11	8456050 038 103 085 E 35x48x10 A SL RD PTFE ACM 8456004  06A 103 171 A PTFE 8456051 038 103 085 A 32x47x10 A SL RD PTFE ACM	






































AUDI			 9900000 9800000 9700000 9500000							1600000 9000000	A  B  AB  SL   RD  LD  WD 
CC	ENGINE	MODEL / YEAR									
1.8	BKB 120 kW (163 PS)	A4 T →8E 3 500 000	9856001 06A 198 012 A  9556065 06A 198 011 A 	0056065 058 103 383 Q 82,5 Ø MLS 	7056011 058 145 757C 	9156062 058 198 025 A  1556032 058 103 483 F  1556033 058 103 484 C 	0256049 058 129 717 B  0256069 058 129 717D 	0356047 058 253 039 L 	1920070 	9055503 036 109 675 (20x) 1642657 20x 036 109 675 5x8,5/10x11	8055524 054 115 147 B 35x48x10 A SL RD FPM 8456004  06A 103 171 A PTFE 8456051 2x 038 103 085 A 32x47x10 A SL RD PTFE ACM
1.8	BKB 120 kW (163 PS)	A4 T 8E 4 000 001→	9856003  9556065 06A 198 011 A 	0056065 058 103 383 Q 82,5 Ø MLS 	7056011 058 145 757C 	9156062 058 198 025 A  1556032 058 103 483 F  1556033 058 103 484 C 	0256016 06B 129 717 F 	0356047 058 253 039 L 	1920070 	9055503 036 109 675 (20x) 1642657 20x 036 109 675 5x8,5/10x11	8055524 054 115 147 B 35x48x10 A SL RD FPM 8456004  06A 103 171 A PTFE 8456051 2x 038 103 085 A 32x47x10 A SL RD PTFE ACM
1.8	BYT 118 kW (160 PS)	A3 TFSI 11/06-03/13		on demand 06H 103 383 Q MLS 	7156084 06H 103 517D  7156035 06H 121 119D  3056014 06H 103 121F 	1920070 	0256083 06J 129 717 	0356016 06F 253 039 F  3056080  1K0253115AB 	1920070 	90 - PLANNED 036 109 675 (16x) 1642657 16x 036 109 675 5x8,5/10x11	8456020 06H 103 085 G 45x60x8 AB SL RD ACM 8456060  06H 103 171 F PTFE

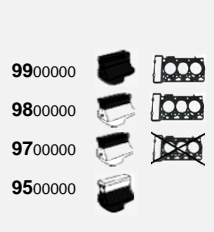



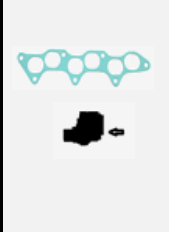


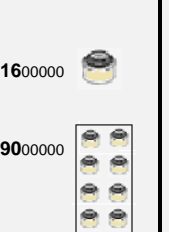
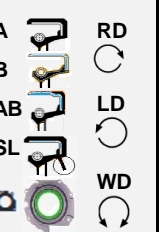



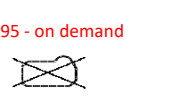
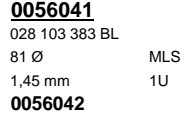




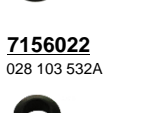

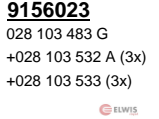



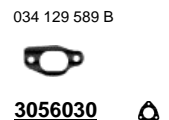



AUDI			 9900000 9800000 9700000 9500000								1600000 9000000	A  RD B  LD AB  LD SL  WD  WD
CC	ENGINE	MODEL / YEAR										
1.8	BZB CABA CABB CABD 88-125 kW (120-170 PS)	A3 TFSI A4 TFSI A5 TFSI 11/06→	9856049  9556014 	0056014 06H 103 383 AD 83 Ø MLS 	1456001 06H 103 483C  7156084 06H 103 517D  3056014 06H 103 121F 	1920070 	0256083 06J 129 717  7056015 06F133073D 	0356016 06F 253 039 F  3056080 1K0253115AB  3056075* 8E0 253 115 D 	1920070 	90 - PLANNED 036 109 675 (16x) 1642657 16x 036 109 675 5x8,5/10x11	8456020 06H 103 085 G 45x60x8 AB SL RD ACM 8456060 06H 103 171 F PTFE	
1.8	CCUA CDAA CDHA CDHB 88-125 kW (120-170 PS)	A3 TFSI A4 TFSI A5 TFSI TT TFSI 11/06→	9856049  9556014 	0056014 06H 103 383 AD 83 Ø MLS 	1456001 06H 103 483C  7156084 06H 103 517D  3056001 06H103121J 	1920070 	0256015 06F 129 717 D  0256083 06J 129 717 	0356016 06F 253 039 F  3056075* 8E0 253 115 D 	1920070 	90 - PLANNED 036 109 675 (16x) 1642657 16x 036 109 675 5x8,5/10x11	8456020 06H 103 085 G 45x60x8 AB SL RD ACM 8456060 06H 103 171 F PTFE	
1.8	CJEB 125 kW (170 PS)	A4 TFSI A5 TFSI 10/07→	9856099  95 - on demand	0056019 06K 103 383 K 83 Ø MLS 	7156012 06L 115 441  7056061 06L117070 	1920070 	0256099 06K 129 717 A 	3056002 06L 253 039 	1920070  on demand 06L 103 649 	90 - PLANNED 036 109 675 (16x) 1642657 16x 036 109 675 5x8,5/10x11	8056006* 06L 103 085 B 45x60x8 A SL RD PTFE ACM 8056001 06K 103 171 A PTFE →02/14	

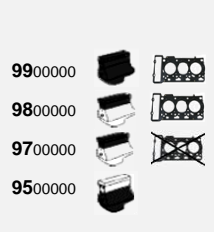



















AUDI			 9900000 9800000 9700000 9500000								1600000 9000000	A  RD B  LD AB  LD SL  WD  RD  LD  WD
CC	ENGINE	MODEL / YEAR										
1.8	CISA CJSB CNSB 125-132 kW (170-180 PS)	A3 TFSI TT TFSI 04/12→	9856099  95 - on demand	0056019 06K 103 383 K 83 Ø MLS   7156012 06L 115 441 	1456002 06K 103 483  7156012 06L 115 441 	1920070 	0256099 06K 129 717 A 	3056002 06L 253 039 	1920070  1056009 06K 103 649 	90 - PLANNED 036 109 675 (16x) 1642657 16x 036 109 675 5x8,5/10x11	8056006* 06L 103 085 B 45x60x8 A SL RD PTFE ACM 8056001 06K 103 171 A PTFE	
1.8	DD DR DS JV JW NP SH 4B 55-66 kW (75-90 PS)	COUPE 100 80 08/81-11/90	98 - on demand 026 198 012 AB 9556011 037 198 011 C 	0056045 026 103 383 P 82 Ø 1,75 mm 	7056029 026 115 441A 	9156052 026 198 025 A 8,5 mm  9156053 026 198 025 C 6,5 mm Rubber 	0256040 026 129 717 D  7156002 035 121 171 C 	0356001 4x 026 129 589 A  on demand  841 253 115 B 	PLANNED 044 103 609 D +N 905 927 02 (20x)  1056019 026 103 609 D 	9056005 026 109 675 (8x) 1656040 8x 026 109 675 8x11/14x10	8456040 068 103 085 E 32x47x10 A SL WD FPM 8455524 068 103 051 P 85x105x11 A SL LD FPM 8456040 068 103 085 32x47x10 A SL WD FPM	
1.8	DZ 82 kW (112 PS)	COUPE 80 08/84-08/91	98 - on demand 026 198 012 AD 9556011 037 198 011 C 	0056045 026 103 383 P 82 Ø 1,75 mm 		9156052 026 198 025 A 8,5 mm  9156053 026 198 025 C 6,5 mm Rubber 	0256040 026 129 717 D 	0356001 4x 026 129 589 A   3023029 431 253 115 A 	PLANNED 044 103 609 D +N 905 927 02 (20x)  1056019 026 103 609 D 	9056005 026 109 675 (8x) 1656040 8x 026 109 675 8x11/14x10	8456040 068 103 085 E 32x47x10 A SL WD FPM 8455524 068 103 051 P 85x105x11 A SL LD FPM 8456040 068 103 085 32x47x10 A SL WD FPM	

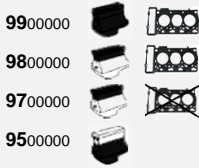





















AUDI			 9900000 9800000 9700000 9500000							1600000 9000000   	A  RD B  LD AB  LD SL  WD  WD
CC	ENGINE	MODEL / YEAR									
1.8	JN PH PN PV RS 55-81 kW (75-110 PS)	COUPE 100 80 08/82-10/91	98 - on demand 026 198 012 S 9556011 037 198 011 C 	0056045 026 103 383 P 82 Ø 1,75 mm 	7056029 026 115 441A 	9156052 026 198 025 A 8,5 mm  9156053 026 198 025 C 6,5 mm Rubber 	0256040 026 129 717 D  0256020 026 129 717 F 	0356001 4x 026 129 589 A  3056046 433 253 115 	PLANNED 044 103 609 D +N 905 927 02 (20x)  1056019 026 103 609 D 	9056005 026 109 675 (8x) 1656040 8x 026 109 675 8x11/14x10	8456040 068 103 085 E 32x47x10 A SL WD FPM 8455524 068 103 051 P 85x105x11 A SL LD FPM 8456040 068 103 085 32x47x10 A SL WD FPM
1.8	MU NE RU SF 55-82 kW (75-112 PS)	COUPE 80 08/84→	98 - on demand 026 198 012 AD 9556011 037 198 011 C 	0056045 026 103 383 P 82 Ø 1,75 mm 	9156052 026 198 025 A 8,5 mm  9156053 026 198 025 C 6,5 mm Rubber 	0256040 026 129 717 D  7156002 035 121 171 C 	0356001 4x 026 129 589 A  3023029 431 253 115 A 	PLANNED 044 103 609 D +N 905 927 02 (20x)  1056019 026 103 609 D 	9056005 026 109 675 (8x) 1656040 8x 026 109 675 8x11/14x10	8456040 068 103 085 E 32x47x10 A SL WD FPM 8455524 068 103 051 P 85x105x11 A SL LD FPM 8456040 068 103 085 32x47x10 A SL WD FPM	
1.8	SD 83 kW (113 PS)	80 09/86-08/90	98 - on demand 053 198 012 A 9556011 037 198 011 C 	0056010 048 103 383 B 83,5 Ø 1,75 mm 	9156052 026 198 025 A 8,5 mm  9156053 026 198 025 C 6,5 mm Rubber 	0256020 026 129 717 F 	0356001 R 2x 026 129 589 A  PLANNED L 2x 034 129 589 B  3023029 431 253 115 A 	PLANNED 044 103 609 D +N 905 927 02 (20x)  1056019 026 103 609 D 	9056005 026 109 675 (8x) 1656040 8x 026 109 675 8x11/14x10	8456040 068 103 085 E 32x47x10 A SL WD FPM 8455524 068 103 051 P 85x105x11 A SL LD FPM 8456040 068 103 085 32x47x10 A SL WD FPM	

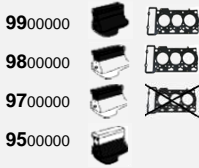

















AUDI											
CC	ENGINE	MODEL / YEAR									
1.9	AAZ	80 TD	9756022 028 198 012 B  9556019 028 198 011 D 	0056082 028 103 383 BB 81 Ø 1,6 mm 1U Eng.→AAZ 462 614 0056083 028 103 383 BC 81 Ø 1,65 mm 2U Eng.→AAZ 462 614 0056084 028 103 383 BD 81 Ø 1,7 mm 3U Eng.→AAZ 462 614  0056059 028 103 383 BH 81 Ø MLS 1,53 mm 1U Eng.AAZ 462 615→ 0056060 028 103 383 BJ 81 Ø MLS 1,57 mm 2U Eng.AAZ 462 615→ 0056061 028 103 383 BK 81 Ø MLS 1,61 mm 3U Eng.AAZ 462 615→ 	7156031 074 103 500C  7156023 028 103 533  7156022 028 103 532A  7056033 028 115 441C  9305501 068 130 219 	9156022 028 198 025  1556022 028 103 483 F 	0256022 028 129 717 D 	0356001 026 129 589 A  3056057 155 253 115 	1056035 037 115 220 B 	9056005 026 109 675 (8x) 1656040 8x 026 109 675 8x11/14x10 	8456040 068 103 085 E 32x47x10 A SL WD FPM 8455524 068 103 051 P 85x105x11 A SL LD FPM 8456040 068 103 085 32x47x10 A SL WD FPM

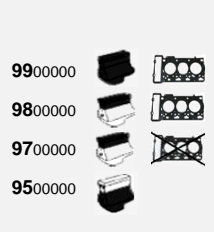







































AUDI 			<p>9900000 </p> <p>9800000 </p> <p>9700000 </p> <p>9500000 </p>							<p>1600000 </p> <p>9000000 </p> <p></p> <p></p>	<p>A </p> <p>B </p> <p>AB </p> <p>SL </p> <p></p> <p>RD </p> <p>LD </p> <p>WD </p>
CC	ENGINE	MODEL / YEAR									
1.9	ADE		<p>97 - on demand Eng.→ADE 003 235</p> <p>9756054* Eng.ADE 003 236→</p> <p>9556019 028 198 011 D Eng.→ADE 004 200</p>  <p>95 - on demand Eng.ADE 004 201→</p> 	<p>0056059 028 103 383 BH 81 Ø MLS 1,53 mm 1U</p> <p>0056060 028 103 383 BJ 81 Ø MLS 1,57 mm 2U</p> <p>0056061 028 103 383 BK 81 Ø MLS 1,61 mm 3U</p> 	<p>7156031 074 103 500C</p>  <p>7156023 028 103 533</p>  <p>7156022 028 103 532A</p>  <p>7056033 028 115 441C</p>  <p>9305501 068 130 219</p> 	<p>9156022 028 198 025</p>  <p>1556022 028 103 483 F</p> 	<p>0256022 028 129 717 D</p> 	<p>0356001 026 129 589 A</p> 	<p>1056035 037 115 220 B</p> 	<p>9056005 026 109 675 (8x) Eng.→ADE 003 235</p> <p>9056003 027 109 675 (8x) Eng.ADE 003 236→</p> <p>1656040 8x 026 109 675 Eng.→ADE 003 235 8x11/14x10</p> <p>1656010 8x 027 109 675 Eng.ADE 003 236→ 7x10/13,5x10</p>	<p>8456040 068 103 085 E 32x47x10 A SL WD FPM</p> <p>8455524 068 103 051 P 85x105x11 A SL LD FPM Eng.→ADE 004 200</p> <p>8456001  028 103 171 B Eng.ADE 004 201→</p> <p>8456040 068 103 085 32x47x10 A SL WD FPM</p>



























AUDI																				
CC	ENGINE	MODEL / YEAR																		
1.9	AFF	A4 TDI	<p>9756023 028 198 012 C Eng.→AFF 002 000</p>  <p>9756095 028 198 012 F Eng.AFF 002 001→</p>  <p>9556019 028 198 011 D</p>  <p>95 - on demand</p> 		<p>0056041 028 103 383 BL 81 Ø MLS 1,45 mm 1U</p> <p>0056042 028 103 383 BM 81 Ø MLS 1,53 mm 2U</p> <p>0026510 028 103 383 BN 81 Ø MLS 1,61 mm 3U</p>   		<p>7156031 074 103 500C</p>  <p>7156023 028 103 533</p>  <p>7156022 028 103 532A</p>  <p>7056033 028 115 441C</p> 		<p>9156023 028 103 483 G +028 103 532 A (3x) +028 103 533 (3x)</p>  <p>1556023 028 103 483 C</p> 		<p>0256022 028 129 717 D</p> 		<p>0356001 R 2x 026 129 589 A</p>  <p>PLANNED L 2x 034 129 589 B</p>  <p>3056030 1H0 253 115 A</p> 		<p>1920070</p>  <p>1056030 044 103 609 D</p> 		<p>9056005 026 109 675 (8x) Eng.→AFF 002 000</p> <p>9056003 027 109 675 (8x) Eng.AFF 002 001→</p> <p>1656040 8x 026 109 675 Eng.→AFF 002 000 8x11/14x10</p> <p>1656010 8x 027 109 675 Eng.AFF 002 001→ 7x10/13,5x10</p>		<p>8456040 068 103 085 E 32x47x10 A SL WD FPM</p> <p>8455524 068 103 051 P 85x105x11 A SL LD FPM →12/97</p> <p>8456001 028 103 171 B 01/98→</p> <p>8456040 068 103 085 32x47x10 A SL WD FPM</p>	
























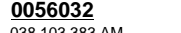










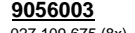





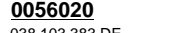
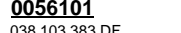












AUDI																				
CC	ENGINE	MODEL / YEAR																		
1.9	AFN	A4 TDI A6 TDI	9756023 028 198 012 C Eng.→AFN 002 000 		0056041 028 103 383 BL 81 Ø MLS 1,45 mm 1U 0056042 028 103 383 BM 81 Ø MLS 1,53 mm 2U 0026510 028 103 383 BN 81 Ø MLS 1,61 mm 3U 				9156023 028 103 483 G +028 103 532 A (3x) +028 103 533 (3x) 		0256022 028 129 717 D 		0356001 R 2x 026 129 589 A 		1056030 044 103 609 D Eng.→AFN 866 421 		9056005 026 109 675 (8x) Eng.→AFN 002 000 9056003 027 109 675 (8x) Eng.AFN 002 001→ 1656040 8x 026 109 675 Eng.→AFN 002 000 8x11/14x10 1656010 8x 027 109 675 Eng.AFN 002 001→ 7x10/13,5x10 		8456040 068 103 085 E 32x47x10 A SL WD FPM 8455524 068 103 051 P 85x105x11 A SL LD FPM Eng.→AFN 576 000 8456001  028 103 171 B Eng.AFN 576 001→ 8456040 068 103 085 32x47x10 A SL WD FPM	
	D I E S E L	81 kW (110 PS) 12/95-09/01	9756095 028 198 012 F Eng.AFN 002 001→ 																	
			9556019 028 198 011 D Eng.→AFN 576 000 																	
			95 - on demand Eng.AFN 576 001→ 																	








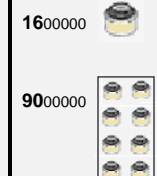
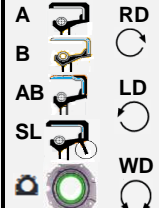


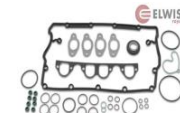









AUDI																				
CC	ENGINE	MODEL / YEAR																		
1.9	AGR	A3 TDI	9756050 038 198 012  9556005* 038 198 011 		on demand 038 103 383 G 80,5 Ø MLS 1,45 mm 1U Eng.→AGR 151 000 0056115* 038 103 383 F 80,5 Ø MLS 1,53 mm 2U Eng.→AGR 151 000 0056053 038 103 383 E 80,5 Ø MLS 1,61 mm 3U Eng.→AGR 151 000  0056031 038 103 383 AL 80,5 Ø MLS 1,47 mm 1U Eng.AGR 151 001→ 0056032 038 103 383 AM 80,5 Ø MLS 1,57 mm 2U Eng.AGR 151 001→ 0056033 038 103 383 AN 80,5 Ø MLS 1,67 mm 3U Eng.AGR 151 001→ 		7156031 074 103 500C  7156023 028 103 533  7056051 038 145 345 		0256022 028 129 717 D 		0356001 R 2x 026 129 589 A  PLANNED L 2x 034 129 589 B 		1920070 		9056003 027 109 675 (8x) 1656010 8x 027 109 675 7x10/13,5x10 		8055524 054 115 147 B 35x48x10 A SL RD FPM 8456004  06A 103 171 A PTFE 8456040 068 103 085 32x47x10 A SL WD FPM			

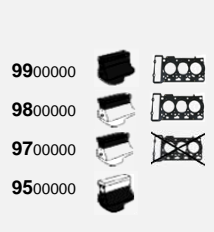






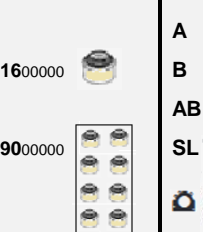

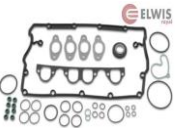


















AUDI																				
CC	ENGINE	MODEL / YEAR																		
1.9	AHF	A3 TDI	9756050 038 198 012	on demand 038 103 383 G 80,5 Ø MLS 1,45 mm 1U Eng.→AHF 140 000 0056115* 038 103 383 F 80,5 Ø MLS 1,53 mm 2U Eng.→AHF 140 000 0056053 038 103 383 E 80,5 Ø MLS 1,61 mm 3U Eng.→AHF 140 000	7056051 038 145 345			0256022 028 129 717 D	0356001 R 2x 026 129 589 A	1920070	9056003 027 109 675 (8x) 1656010 8x 027 109 675 7x10/13,5x10	8055524 054 115 147 B 35x48x10 A SL RD FPM 8456004 06A 103 171 A PTFE 8456040 068 103 085 32x47x10 A SL WD FPM								
D I E S E L	81 kW (110 PS)	08/97-07/010	 9556005* 038 198 011 	  0056031 038 103 383 AL 80,5 Ø MLS 1,47 mm 1U Eng.AHF 140 001→ 0056032 038 103 383 AM 80,5 Ø MLS 1,57 mm 2U Eng.AHF 140 001→ 0056033 038 103 383 AN 80,5 Ø MLS 1,67 mm 3U Eng.AHF 140 001→ 				 PLANNED L 2x 034 129 589 B 												

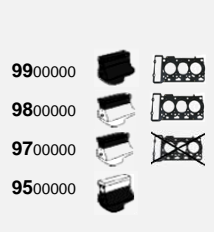
























AUDI																				
CC	ENGINE	MODEL / YEAR																		
1.9 D I E S E L	AHH AVG 66-81 kW (90-110 PS)	A4 TDI A6 TDI 01/95-09/01	9756095 028 198 012 F  95 - on demand	0056041 028 103 383 BL 81 Ø MLS 1,45 mm 1U 0056042 028 103 383 BM 81 Ø MLS 1,53 mm 2U 0026510 028 103 383 BN 81 Ø MLS 1,61 mm 3U	7156031 074 103 500C  7156023 028 103 533  7056033 028 115 441C 	9156023 028 103 483 G +028 103 532 A (3x) +028 103 533 (3x)  1556023 028 103 483 C 	0256022 028 129 717 D 	0356001 R 2x 026 129 589 A  PLANNED L 2x 034 129 589 B 	1920070  1056030 044 103 609 D 	9056003 027 109 675 (8x) 1656010 8x 027 109 675 7x10/13,5x10	8456040 068 103 085 E 32x47x10 A SL WD FPM 8456001 028 103 171 B 8456040 068 103 085 E 32x47x10 A SL WD FPM									
	AHU 66 kW (90 PS)	A4 TDI A6 TDI CABRIOLET TDI 06/94-09/01	9756095 028 198 012 F  9556019 028 198 011 D 	0056041 028 103 383 BL 81 Ø MLS 1,45 mm 1U 0056042 028 103 383 BM 81 Ø MLS 1,53 mm 2U 0026510 028 103 383 BN 81 Ø MLS 1,61 mm 3U	7156031 074 103 500C  7156023 028 103 533  7056033 028 115 441C 	9156023 028 103 483 G +028 103 532 A (3x) +028 103 533 (3x)  1556023 028 103 483 C 	0256022 028 129 717 D 	0356001 R 2x 026 129 589 A  PLANNED L 2x 034 129 589 B  3056030 1H0 253 115 A 	1056030 044 103 609 D 	9056003 027 109 675 (8x) 1656010 8x 027 109 675 7x10/13,5x10	8456040 068 103 085 E 32x47x10 A SL WD FPM 8455524 068 103 051 P 85x105x11 A SL LD FPM 8456040 068 103 085 32x47x10 A SL WD FPM									
	AJM ATJ 85 kW (115-116 PS)	A4 TDI A6 TDI 03/00-01/05	9756002  9556008 	0056020 038 103 383 DE 81 Ø MLS 1,45 mm 1U 0056101 038 103 383 DF 81 Ø MLS 1,53 mm 2U 0056058 038 103 383 DG 81 Ø MLS 1,61 mm 3U		1556069 038 103 469AA 	0256022 028 129 717 D 	0356001 R 2x 026 129 589 A  PLANNED L 2x 034 129 589 B  3056070 3A0 253 115 	1920070 	9056003 027 109 675 (8x) 1656010 8x 027 109 675 7x10/13,5x10	8456050 038 103 085 E 35x48x10 A SL RD PTFE ACM 8456004 06A 103 171 A PTFE 8456051 038 103 085 A 32x47x10 A SL RD PTFE ACM									











































AUDI 			 9900000	 9800000	 9700000	 9500000							 1600000	 9000000	
CC	ENGINE	MODEL / YEAR													
1.9	ALH	A3 TDI	9756050 038 198 012  9556005* 038 198 011 	on demand 038 103 383 G 80,5 Ø MLS 1,45 mm 1U Eng.→ALH 085 000 0056115* 038 103 383 F 80,5 Ø MLS 1,53 mm 2U Eng.→ALH 085 000 0056053 038 103 383 E 80,5 Ø MLS 1,61 mm 3U Eng.→ALH 085 000  0056031 038 103 383 AL 80,5 Ø MLS 1,47 mm 1U Eng.ALH 085 001→ 0056032 038 103 383 AM 80,5 Ø MLS 1,57 mm 2U Eng.ALH 085 001→ 0056033 038 103 383 AN 80,5 Ø MLS 1,67 mm 3U Eng.ALH 085 001→ 	7156031 074 103 500C  7156023 028 103 533  7156022 028 103 532A 	0256022 028 129 717 D 	0356001 R 2x 026 129 589 A  PLANNED L 2x 034 129 589 B 	1920070 	9056003 027 109 675 (8x) 1656010 8x 027 109 675 7x10/13,5x10	8055524 054 115 147 B 35x48x10 A SL RD FPM 8456004  06A 103 171 A PTFE 8456040 068 103 085 E 32x47x10 A SL WD FPM					

AUDI 			 9900000	 9800000	 9700000	 9500000							 1600000	 9000000	 A	 B	 AB	 SL	 RD	 LD	 WD
CC	ENGINE	MODEL / YEAR																			
1.9	ASV D I E S E L 81 kW (110 PS)	A3 TDI 08/97-07/01	 9756050  9556005* 038 198 011	 0056031 038 103 383 AL 80,5 Ø MLS 1,47 mm 1U  0056032 038 103 383 AM 80,5 Ø MLS 1,57 mm 2U  0056033 038 103 383 AN 80,5 Ø MLS 1,67 mm 3U	 7156031 074 103 500C  7056051 038 145 345		 0256022 028 129 717 D	 0356001 R 2x 026 129 589 A  PLANNED L 2x 034 129 589 B  0356049 037 253 039 D  3056070  3A0 253 115	 1920070	 9056003 027 109 675 (8x) 1656010 8x 027 109 675 7x10/13,5x10	 8055524 054 115 147 B 35x48x10 A SL RD FPM 8456004  06A 103 171 A PTFE 8456040 068 103 085 E 32x47x10 A SL WD FPM										
1.9	ASZ ATD AXR D I E S E L 74-96 kW (100-130 PS)	A3 TDI 08/00-05/03	 9756006  9756003  9556008	 0056020 038 103 383 DE 81 Ø MLS 1,45 mm 1U  0056101 038 103 383 DF 81 Ø MLS 1,53 mm 2U  0056058 038 103 383 DG 81 Ø MLS 1,61 mm 3U		 1556055 038 103 483 D  1556069 038 103 469AA	 0256022 028 129 717 D	 0356001 R 2x 026 129 589 A  PLANNED L 2x 034 129 589 B  3056070  3A0 253 115	 1920070	 9056003 027 109 675 (8x) 1656010 8x 027 109 675 7x10/13,5x10	 8456050 038 103 085 E 35x48x10 A SL RD PTFE ACM 8456004  06A 103 171 A PTFE 8456051 038 103 085 A 32x47x10 A SL RD PTFE ACM										








































AUDI																				
CC	ENGINE	MODEL / YEAR																		
1.9	AVB AVF AWX BKE BRB S E L	A4 TDI -A6 TDI 11/00-06/08	9756006  9756055  9756001  9756007  9556008 	0056020 038 103 383 DE 81 Ø MLS 1,45 mm 1U 0056101 038 103 383 DF 81 Ø MLS 1,53 mm 2U 0056058 038 103 383 DG 81 Ø MLS 1,61 mm 3U 		1556055 038 103 483 D  1556069 038 103 469AA 	0256022 028 129 717 D 	0356049 037 253 039 D  3056070 3A0 253 115 	1920070 	9056003 027 109 675 (8x) 1656010 8x 027 109 675 7x10/13,5x10	8456050 038 103 085 E 35x48x10 A SL RD PTFE ACM 8456004 06A 103 171 A PTFE 8456051 038 103 085 A 32x47x10 A SL RD PTFE ACM									








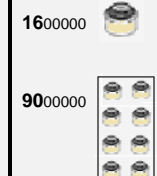
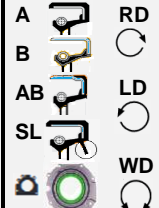
















AUDI																		
CC	ENGINE	MODEL / YEAR																
1.9	BKC BXE 77 kW (105 PS)	A3 TDI 05/03-05/10	9756006  9756001  9556004*		0056020 038 103 383 DE 81 Ø MLS 1,45 mm 1U 0056101 038 103 383 DF 81 Ø MLS 1,53 mm 2U 0056058 038 103 383 DG 81 Ø MLS 1,61 mm 3U 		1556055 038 103 483 D 		0256022 028 129 717 D 		0356049 037 253 039 D  7056037  7H0 253 115 B 		1920070 		9056003 027 109 675 (8x) 1656010 8x 027 109 675 7x10/13,5x10		8456050 038 103 085 E 35x48x10 A SL RD PTFE ACM 8456003  038 103 171 S PTFE 8456051 038 103 085 A 32x47x10 A SL RD PTFE ACM	
1.9	BLS 77 kW (105 PS)	A3 TDI 05/03-05/100	9756012  9756009  9556004*		0056020 038 103 383 DE 81 Ø MLS 1,45 mm 1U 0056101 038 103 383 DF 81 Ø MLS 1,53 mm 2U 0056058 038 103 383 DG 81 Ø MLS 1,61 mm 3U 		1556070 03G 103 483 D  9156012* 03G 103 483 D + screws		0256022 028 129 717 D 		0356011 03G 253 039 A  7056037  7H0 253 115 B 		1920070 		9056003 027 109 675 (8x) 1656010 8x 027 109 675 7x10/13,5x10		8456050 038 103 085 E 35x48x10 A SL RD PTFE ACM 8456003  038 103 171 S PTFE 8456051 038 103 085 A 32x47x10 A SL RD PTFE ACM	

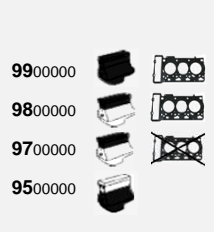























AUDI													
CC	ENGINE	MODEL / YEAR											
1.9	1Y	80 D	<p>9756022 028 198 012 B</p>  <p>9556019 028 198 011 D</p> 		<p>0056082 028 103 383 BB 81 Ø 1,6 mm 1U Eng.→1Y 315 599</p> <p>0056083 028 103 383 BC 81 Ø 1,65 mm 2U Eng.→1Y 315 599</p> <p>0056084 028 103 383 BD 81 Ø 1,7 mm 3U Eng.→1Y 315 599</p>  <p>0056059 028 103 383 BH 81 Ø MLS 1,53 mm 1U Eng.1Y 315 600→</p> <p>0056060 028 103 383 BJ 81 Ø MLS 1,57 mm 2U Eng.1Y 315 600→</p> <p>0056061 028 103 383 BK 81 Ø MLS 1,61 mm 3U Eng.1Y 315 600→</p> 	<p>7156031 074 103 500C</p>  <p>7156023 028 103 533</p>  <p>7156022 028 103 532A</p>  <p>7056033 028 115 441C</p>  <p>9305501 068 130 219</p> 	<p>9156022 028 198 025</p>  <p>1556022 028 103 483 F</p> 	<p>0256022 028 129 717 D</p> 	<p>0356001 4x 026 129 589 A</p>  <p>3056057 155 253 115</p> 	<p>1056035 037 115 220 B</p> 	<p>9056005 026 109 675 (8x) 1656040 8x 026 109 675 8x11/14x10</p> 	<p>8456040 068 103 085 E 32x47x10 A SL WD FPM 8455524 068 103 051 P 85x105x11 A SL LD FPM 8456040 068 103 085 32x47x10 A SL WD FPM</p>	



















AUDI			 9900000 9800000 9700000 9500000							1600000 9000000   	A  RD B  LD AB  LD SL  WD  WD
CC	ENGINE	MODEL / YEAR									
1.9	1Z D I E S E L 66 kW (90 PS)	A4 TDI A6 TDI CABRIOLET TDI 80 TDI 09/91-09/01	9756023 028 198 012 C 028 198 012 C  9756095 028 198 012 F Eng.1Z 770 001→  9556019 028 198 011 D 	0056041 028 103 383 BL 81 Ø MLS 1,45 mm 1U 0056042 028 103 383 BM 81 Ø MLS 1,53 mm 2U 0026510 028 103 383 BN 81 Ø MLS 1,61 mm 3U 	7156031 074 103 500C  7156023 028 103 533  7156022 028 103 532A  7056033 028 115 441C 	9156023 028 103 483 G +028 103 532 A (3x) +028 103 533 (3x)  1556023 028 103 483 C 	0256022 028 129 717 D  	0356001 R 2x 026 129 589 A  PLANNED L 2x 034 129 589 B  on demand 893 253 115  3056030 1H0 253 115 A 	1056030 044 103 609 D 	9056005 026 109 675 (8x) Eng.→1Z 770 000 9056003 027 109 675 (8x) Eng.1Z 770 001→ 1656040 8x 026 109 675 Eng.→1Z 770 000 8x11/14x10 1656010 8x 027 109 675 Eng.1Z 770 001→ 7x10/13,5x10	8456040 068 103 085 E 32x47x10 A SL WD FPM 8455524 068 103 051 P 85x105x11 A SL LD FPM 8456040 068 103 085 32x47x10 A SL WD FPM
2.0	AAD 82-85 kW (112-115 PS)	COUPE 100 80 05/89-12/96	98 - on demand 048 198 012 9856060 048 198 012 B 95 - on demand 037 198 011 E	0056010 048 103 383 B 83,5 Ø 1,75 mm 	7056033 028 115 441C 	9156052 026 198 025 A 8,5 mm  9156053 026 198 025 C 6,5 mm Rubber 	0256028 048 129 717 A  0256029 048 129 717 B 	0356001 4x 026 129 589 A  3023029 431 253 115 A 	PLANNED 044 103 609 D +N 905 927 02 (20x)  1056019 026 103 609 D 	9056005 026 109 675 (8x) 1656040 8x 026 109 675 8x11/14x10	8456040 068 103 085 E 32x47x10 A SL WD FPM 8455524 068 103 051 P 85x105x11 A SL LD FPM 8456040 068 103 085 32x47x10 A SL WD FPM







































AUDI			 9900000 9800000 9700000 9500000								1600000 9000000	A B AB SL	RD LD WD
CC	ENGINE	MODEL / YEAR											
2.0	AAE 74 kW (100 PS)	100 →4A P 075 000 12/90-06/94	98 - on demand 048 198 012 9556030 037 198 011 G	0056010 048 103 383 B 83,5 Ø 1,75 mm		9156052 026 198 025 A 8,5 mm 9156053 026 198 025 C 6,5 mm Rubber	0256028 048 129 717 A 0256029 048 129 717 B 7156002 035 121 171 C	0356001 4x 026 129 589 A 0356003 037 253 039F 3023029 431 253 115 A	PLANNED 044 103 609 D +N 905 927 02 (20x) 1056030 044 103 609 D	9056005 026 109 675 (8x) 1656040 8x 026 109 675 8x11/14x10	8456040 068 103 085 E 32x47x10 A SL WD FPM 8455524 068 103 051 P 85x105x11 A SL LD FPM 8456040 068 103 085 32x47x10 A SL WD FPM		
2.0	AAE 74 kW (100 PS)	100 4A P 075 001→ 12/90-06/94	9856060 048 198 012 B 9556030 037 198 011 G	0056010 048 103 383 B 83,5 Ø 1,75 mm		1556024 051 103 483 A	0256028 048 129 717 A 0256029 048 129 717 B 7156002 035 121 171 C	0356001 4x 026 129 589 A 0356003 037 253 039F 3023029 431 253 115 A	PLANNED 044 103 609 D +N 905 927 02 (20x) 1056030 044 103 609 D	9056005 026 109 675 (8x) 1656040 8x 026 109 675 8x11/14x10	8456040 068 103 085 E 32x47x10 A SL WD FPM 8455524 068 103 051 P 85x105x11 A SL LD FPM 8456040 068 103 085 32x47x10 A SL WD FPM		
2.0	AAE 74 kW (100 PS)	A6 06/94-12/97	98 - on demand 048 198 012 C Eng.→AAE 032 209 98 - on demand 048 198 012 D Eng.AAE 032 210→ 9556030 037 198 011 G	0056069 048 103 383 D 83,5 Ø 1,65 mm MLS		1556024 051 103 483 A	0256028 048 129 717 A 0256029 048 129 717 B 7156002 035 121 171 C	0356001 4x 026 129 589 A Eng.→AAE 032 209 0356003 037 253 039F Eng.AAE 032 210→ 3023029 431 253 115 A	PLANNED 044 103 609 D +N 905 927 02 (20x) 1056030 044 103 609 D	9056005 026 109 675 (8x) Eng.→AAE 032 209 9056003 027 109 675 (8x) Eng.AAE 032 210→ 1656040 8x 026 109 675 8x11/14x10 1656010 8x 027 109 675 Eng.AAE 032 210→ 7x10/13,5x10	8456040 068 103 085 E 32x47x10 A SL WD FPM 8455524 068 103 051 P 85x105x11 A SL LD FPM 8456040 068 103 085 32x47x10 A SL WD FPM		













































AUDI 			   			 	 		   	A  B  AB  SL   RD  LD  WD 	
CC	ENGINE	MODEL / YEAR									
2.0	ABK 85 kW (115 PS)	A6 06/94-06/96	<p>9856060 048 198 012 B Ch.→4A S 110 000</p>  <p>98 - on demand 048 198 012 C Ch.4A S 110 001→ Eng.→ABK 245 263</p> <p>98 - on demand 048 198 012 D Eng.ABK 245 264→</p> <p>9556030 037 198 011 G</p> 	<p>0056010 048 103 383 B 83,5 Ø 1,75 mm Ch.→4A S 110 000</p>  <p>0056069 048 103 383 D 83,5 Ø 1,65 mm Ch.4A S 110 001→</p>  <p>MLS</p>	<p>7056033 028 115 441C</p>  <p>7056068 078 103 113 E</p> 	<p>1556024 051 103 483 A</p> 	<p>0256028 048 129 717 A</p>  <p>0256029 048 129 717 B</p> 	<p>0356001 4x 026 129 589 A</p>  <p>0356003 037 253 039F</p>  <p>3023029  431 253 115 A</p> 	<p>PLANNED 044 103 609 D +N 905 927 02 (20x)</p>  <p>1056030 044 103 609 D</p> 	<p>9056005 026 109 675 (8x) Eng.→ABK 245 263</p> <p>9056003 027 109 675 (8x) Eng.ABK 245 264→</p> <p>1656040 8x 026 109 675 Eng.→ABK 245 263 8x11/14x10</p> <p>1656010 8x 027 109 675 Eng.ABK 245 264→ 7x10/13,5x10</p>	<p>8456040 068 103 085 E 32x47x10 A SL WD FPM</p> <p>8455524 068 103 051 P 85x105x11 A SL LD FPM</p> <p>8456040 068 103 085 32x47x10 A SL WD FPM</p>
























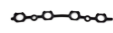


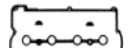












AUDI																				
CC	ENGINE	MODEL / YEAR																		
2.0	ABK 85 kW (115 PS)	CABRIOLET 01/93-09/98	<p>98 - on demand 048 198 012 Ch.→8G P 006 500</p> <p>9856060 048 198 012 B Ch.8G P 006 501→ Ch.→8G S 009 000</p>  <p>98 - on demand 048 198 012 C Ch.8G S 009 001→ Eng.→ABK 245 263</p> <p>98 - on demand 048 198 012 D Eng.ABK 245 264→</p> <p>9556030 037 198 011 G</p> 	<p>0056010 048 103 383 B 83,5 Ø 1,75 mm Ch.→8G S 009 000</p>  <p>0056069 048 103 383 D 83,5 Ø 1,65 mm Ch.8G S 009 001→</p>  <p>MLS</p>	<p>7056033 028 115 441C</p> 	<p>9156052 026 198 025 A 8,5 mm</p>  <p>9156053 026 198 025 C 6,5 mm Rubber</p>  <p>1556024 051 103 483 A</p> 	<p>0256028 048 129 717 A</p>  <p>0256029 048 129 717 B</p> 	<p>0356001 4x 026 129 589 A</p>  <p>0356003 037 253 039F</p>  <p>3023029  431 253 115 A</p> 	<p>PLANNED 044 103 609 D +N 905 927 02 (20x)</p>  <p>1056030 044 103 609 D</p> 	<p>9056005 026 109 675 (8x) Eng.→ABK 245 263</p> <p>9056003 027 109 675 (8x) Eng.ABK 245 264→</p> <p>1656040 8x 026 109 675 Eng.→ABK 245 263 8x11/14x10</p> <p>1656010 8x 027 109 675 Eng.ABK 245 264→ 7x10/13,5x10</p>	<p>8456040 068 103 085 E 32x47x10 A SL WD FPM</p> <p>8455524 068 103 051 P 85x105x11 A SL LD FPM</p> <p>8456040 068 103 085 32x47x10 A SL WD FPM</p>									










































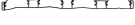



AUDI																				
CC	ENGINE	MODEL / YEAR																		
2.0	ABK 85 kW (115 PS)	COUPE 08/91-12/95	<p>98 - on demand 048 198 012 Ch.→8G P 006 500</p> <p>9856060 048 198 012 B Ch.8G P 006 501→ Ch.→8G S 009 000</p>  <p>98 - on demand 048 198 012 C Ch.8G S 009 001→ Eng.→ABK 245 263</p> <p>98 - on demand 048 198 012 D Eng.ABK 245 264→</p> <p>9556030 037 198 011 G</p> 	<p>0056010 048 103 383 B 83,5 Ø 1,75 mm Ch.→8B S 009 000</p>  <p>0056069 048 103 383 D 83,5 Ø 1,65 mm Ch.8B S 009 001→</p>  <p>MLS</p>	<p>7056033 028 115 441C</p> 	<p>9156052 026 198 025 A Ch.→8B P 006 500</p>  <p>9156053 026 198 025 C Ch.→8B P 006 500</p>  <p>1556024 051 103 483 A</p> 	<p>0256028 048 129 717 A</p>  <p>0256029 048 129 717 B</p> 	<p>0356001 4x 026 129 589 A</p>  <p>0356003 037 253 039F</p>  <p>3023029 8x 431 253 115 A</p> 	<p>PLANNED 044 103 609 D +N 905 927 02 (20x)</p>  <p>1056030 044 103 609 D</p> 	<p>9056005 026 109 675 (8x) Eng.→ABK 245 263</p> <p>9056003 027 109 675 (8x) Eng.ABK 245 264→</p> <p>1656040 8x 026 109 675 Eng.→ABK 245 263 8x11/14x10</p> <p>1656010 8x 027 109 675 Eng.ABK 245 264→ 7x10/13,5x10</p>	<p>8456040 068 103 085 E 32x47x10 A SL WD FPM</p> <p>8455524 068 103 051 P 85x105x11 A SL LD FPM</p> <p>8456040 068 103 085 32x47x10 A SL WD FPM</p>									

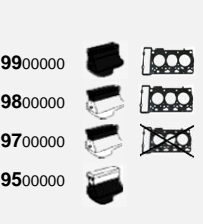












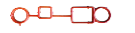
















AUDI			 9900000 9800000 9700000 9500000							1600000 9000000	A B AB SL	RD LD WD
CC	ENGINE	MODEL / YEAR										
2.0	ABK 85 kW (115 PS)	100 01/93-07/94	9856060 048 198 012 B  9556030 037 198 011 G 	0056010 048 103 383 B 83,5 Ø 1,75 mm 	7056033 028 115 441 C 	1556024 051 103 483 A 	0256028 048 129 717 A  0256029 048 129 717 B 	0356001 4x 026 129 589 A  0356003 037 253 039 F  3023029 431 253 115 A 	PLANNED 044 103 609 D +N 905 927 02 (20x)  1056030 044 103 609 D 	9056005 026 109 675 (8x) 1656040 8x 026 109 675 8x11/14x10	8456040 068 103 085 E 32x47x10 A SL WD FPM 8455524 068 103 051 P 85x105x11 A SL LD FPM 8456040 068 103 085 32x47x10 A SL WD FPM	









































AUDI			 9900000   9800000   9700000   9500000  		     				A  RD B  LD AB  LD SL  WD  WD		
CC	ENGINE	MODEL / YEAR									
2.0	ABK 85 kW (115 PS)	80 01/91-07/95	98 - on demand 048 198 012 Ch.→8C P 185 16 9856060 048 198 012 B Ch.8C P 185 165→ Ch.→8C S 170 000  98 - on demand 048 198 012 C Ch.8C S 170 001→ Eng.→ABK 245 263 98 - on demand 048 198 012 D Eng.ABK 245 264→ 9556030 037 198 011 G 	0056010 048 103 383 B 83,5 Ø 1,75 mm Ch.→8C S 170 000  0056069 048 103 383 D 83,5 Ø 1,65 mm Ch.8C S 170 001→  MLS 	7056033 028 115 441C 	9156052 026 198 025 A Ch.→8C P 185 164  9156053 026 198 025 C Ch.→8C P 185 164  1556024 051 103 483 A Ch.8C P 185 165→ 	0256028 048 129 717 A  0256029 048 129 717 B 	0356001 4x 026 129 589 A  0356003 037 253 039F  3023029  431 253 115 A 	PLANNED 044 103 609 D +N 905 927 02 (20x)  1056030 044 103 609 D 	9056005 026 109 675 (8x) Eng.→ABK 245 263 9056003 027 109 675 (8x) Eng.ABK 245 264→ 1656040 8x 026 109 675 Eng.→ABK 245 263 8x11/14x10 1656010 8x 027 109 675 Eng.ABK 245 264→ 7x10/13,5x10	8456040 068 103 085 E 32x47x10 A SL WD FPM 8455524 068 103 051 P 85x105x11 A SL LD FPM 8456040 068 103 085 32x47x10 A SL WD FPM





























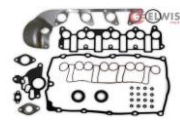









AUDI			 9900000  9800000  9700000  9500000 			 					1600000  9000000   	A  B  AB  SL   	RD  LD  WD   
CC	ENGINE	MODEL / YEAR											
2.0	ABT 66 kW (90 PS)	80 →8C P 185 164 09/91-01/96	98 - on demand 048 198 012 9556030 037 198 011 G 	0056010 048 103 383 B 83,5 Ø 1,75 mm 	7056033 028 115 441C 	9156052 026 198 025 A 8,5 mm  9156053 026 198 025 C 6,5 mm Rubber 	0256029 048 129 717 B  7156002 035 121 171 C 	0356003 037 253 039F 	1056030 044 103 609 D 	9056005 026 109 675 (8x) Eng.→ABT 246 861 9056003 027 109 675 (8x) Eng.ABT 246 862→ 1656040 8x 026 109 675 Eng.→ABT 246 861 8x11/14x10 1656010 8x 027 109 675 Eng.ABT 246 862→ 7x10/13,5x10	8456040 068 103 085 E 32x47x10 A SL WD FPM 8455524 068 103 051 P 85x105x11 A SL LD FPM 8456040 068 103 085 32x47x10 A SL WD FPM		
2.0	ABT 66 kW (90 PS)	80 8C P 185 165→ 09/91-01/96	9856060 048 198 012 B Eng.→ABT 246 86  9556030 037 198 011 G 	0056010 048 103 383 B 83,5 Ø 1,75 mm 	1556024 051 103 483 A 	0256029 048 129 717 B  7156002 035 121 171 C 	0356003 037 253 039F 	1056030 044 103 609 D 	9056005 026 109 675 (8x) Eng.→ABT 246 861 9056003 027 109 675 (8x) Eng.ABT 246 862→ 1656040 8x 026 109 675 Eng.→ABT 246 861 8x11/14x10 1656010 8x 027 109 675 Eng.ABT 246 862→ 7x10/13,5x10	8456040 068 103 085 E 32x47x10 A SL WD FPM 8455524 068 103 051 P 85x105x11 A SL LD FPM 8456040 068 103 085 32x47x10 A SL WD FPM			




































AUDI 			<p>9900000 </p> <p>9800000 </p> <p>9700000 </p> <p>9500000 </p>							<p>1600000 </p> <p>9000000 </p>	<p>A </p> <p>B </p> <p>AB </p> <p>SL </p> <p></p> <p>RD </p> <p>LD </p> <p>WD </p>
CC	ENGINE	MODEL / YEAR									
2.0	ACE 103 kW (140 PS)	A6 CABRIOLET COUPE 100 80 01/92-12/97	<p>98 - on demand 053 198 012 C Eng.→ACE 017 54</p> <p>98 - on demand 053 198 012 D Eng.ACE 017 543→</p> <p>9556030 037 198 011 G </p>	<p>0056069 048 103 383 D 83,5 Ø MLS 1.65 mm </p>	<p>1556011 027 103 483B </p> <p>7056033 028 115 441C </p>	<p>9156010 027 198 025 Eng.→ACE 017 542 </p> <p>PLANNED 051 198 025 Eng.ACE 017 543→ </p>	<p>0256011 037 129 717 F </p>	<p>0356010 4x 027 129 589 A </p>	<p>PLANNED 044 103 609 D +N 905 927 02 (20x) </p> <p>1056030 044 103 609 D </p>	<p>9056002 027 109 675 (16x) 1656010 16x 027 109 675 7x10/13,5x10</p>	<p>8456040 068 103 085 E 32x47x10 A SL WD FPM 8455524 068 103 051 P 85x105x11 A SL LD FPM 8456040 068 103 085 32x47x10 A SL WD FPM</p>
2.0	ALT 96 kW (130 PS)	A4 A6 11/00-06/08	<p>9856030 </p> <p>95 - on demand</p>	<p>0056015 06B 103 383 R 83,5 Ø MLS </p>		<p>1556057 06B 103 483 H </p>	<p>0256070 4x 058 129 717 C </p>	<p>0356006 06B 253 039 E </p>	<p>1920070 </p>	<p>9055503 036 109 675 (20x) 1642657 20x 036 109 675 5x8,5/10x11</p>	<p>8456050 038 103 085 E 35x48x10 A SL RD PTFE ACM 8056004  06B 103 171 B alu 8456070*  06B 103 171 E steel 8456051 2x 038 103 085 A 32x47x10 A SL RD PTFE ACM</p>




























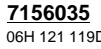























AUDI			 9900000  9800000  9700000  9500000 								1600000  9000000   	A  RD B  LD AB  LD SL  WD  WD
CC	ENGINE	MODEL / YEAR										
2.0	AWA 110 kW (150 PS)	A4 FSI 07/02-12/04	9856080  9556033	0056003 06D 103 383 L MLS 	7056019 06D 103 1121B 	1556006 06D 103 483 D 	0256024 06D 129 717 D 	0356006 06B 253 039 E 	1920070 	9042601 036 109 675 (16x) 1642657 16x 036 109 675 5x8,5/10x11	8456050 038 103 085 E 35x48x10 A SL RD PTFE ACM 8056004  06B 103 171 B alu 8456070*  06B 103 171 E steel 8456051 2x 038 103 085 A 32x47x10 A SL RD PTFE ACM	
2.0	AXW BMB 110 kW (150 PS)	A3 FSI →8P 4 158 000 05/03-06/08	9856080  9556033	0056003 06D 103 383 L MLS 	7056019 06D 103 1121B 	1556006 06D 103 483 D 	0256024 06D 129 717 D 	0356006 06B 253 039 E 	1920070 	9042601 036 109 675 (16x) 1642657 16x 036 109 675 5x8,5/10x11	8456050 038 103 085 E 35x48x10 A SL RD PTFE ACM 8456070*  06B 103 171 E PTFE 8456051 038 103 085 A 32x47x10 A SL RD PTFE ACM	
2.0	AXW BMB 110 kW (150 PS)	A3 FSI 8P 4 158 001→ 05/03-06/08	9856080  9556033	0056003 06D 103 383 L MLS 	7056019 06D 103 1121B 	1556006 06D 103 483 D 	0256024 06D 129 717 D 	0356006 06B 253 039 E 	1920070 	9042601 036 109 675 (16x) 1642657 16x 036 109 675 5x8,5/10x11	8456050 038 103 085 E 35x48x10 A SL RD PTFE ACM 8056004  06B 103 171 B PTFE 8456051 038 103 085 A 32x47x10 A SL RD PTFE ACM	

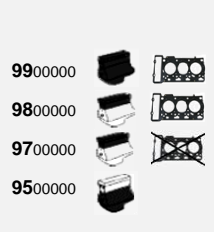






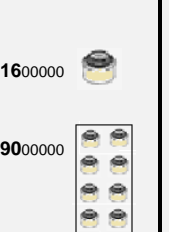
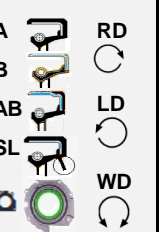























AUDI																				
CC	ENGINE	MODEL / YEAR																		
2.0	AXX BGB BHZ BPG BPJ BPY BUL BWA BWE BWT BYK BZC CDLA CDLB CDLC CDLH CDMA 125-200 kW (170-272 PS)	A1 TFSI A3 S3 A3 TFSI A4 FSI A4 TFSI A6 TFSI S3 TT TFSI 09/04→	9856017  9556054	0056054 06F 103 383 G MLS 	7056012 058 145 757B  7056019 06D 103 1121B  7056021 06F 103 483E 	1556059 06F 103 483 D 	0256015 06F 129 717 D  7056015 06F133073D 	0356016 06F 253 039 F  3056080 1K0253115AB  3056075* 8E0 253 115 D 	1920070 	90 - PLANNED 036 109 675 (16x) 1642657 16x 036 109 675 5x8,5/10x11	8456050 038 103 085 E 35x48x10 A SL RD PTFE ACM 8456004 06A 103 171 A PTFE 8456051 038 103 085 A 32x47x10 A SL RD PTFE ACM									
2.0	AZV BKD DIESEL 100-103 kW (136-140 PS)	A3 TDI 05/03-03/13	9756013  9756004  9556004*	0056131* 03G 103 383 82 Ø MLS 1,55 mm 1U 0056132 03G 103 383 A 82 Ø MLS 1,63 mm 2U 0056133* 03G 103 383 B 82 Ø MLS 1,71 mm 3U 	1556056 03G 103 483 	0256003 03G 129 717 B  0256033 03G 129 717 C 	0356017 03L 253 039 B  7056037 7H0 253 115 B 	1920070 	9042601 036 109 675 (16x) 1642657 16x 036 109 675 5x8,5/10x11	8456050 038 103 085 E 35x48x10 A SL RD PTFE ACM 8456003 038 103 171 S PTFE 8456051 2x 038 103 085 A 32x47x10 A SL RD PTFE ACM										


























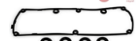



















AUDI 			9900000  9800000  9700000  9500000 							1600000  9000000 	A  RD B  LD AB  LD SL  WD  WD
CC	ENGINE	MODEL / YEAR									
2.0	BJZ 85 kW (115 PS)		98 - on demand 9556008 	0056001 06A 103 383 AN MLS 		1556074 06A 103 483 C 	0256034 4x 06A 129 717 D 	0356004 06A 253 039 L 	1920070 	9056003 027 109 675 (8x) 1656010 8x 027 109 675 7x10/13,5x10	8456050 038 103 085 E 35x48x10 A SL RD PTFE ACM 8456004  06A 103 171 A PTFE 8456051 038 103 085 A 32x47x10 A SL RD PTFE ACM
2.0	BLB BNA BRE I BRF 100-103 kW (136-140 PS)	A4 TDI A6 TDI 07/04-08/11	9756075* 9556004* 	0056131* 03G 103 383 82 Ø MLS 1,55 mm 1U 0056132 03G 103 383 A 82 Ø MLS 1,63 mm 2U 0056133* 03G 103 383 B 82 Ø MLS 1,71 mm 3U 		1556058 03G 103 483 B 	0256003 03G 129 717 B 	0356017 03L 253 039 B 	1920070 	9042601 036 109 675 (16x) 1642657 16x 036 109 675 5x8,5/10x11	8456050 038 103 085 E 35x48x10 A SL RD PTFE ACM 8456003  038 103 171 S PTFE 8456051 2x 038 103 085 A 32x47x10 A SL RD PTFE ACM
2.0	BLR BLX BLY BVY BVZ 110 kW (150 PS)	A3 FSI 05/03-06/08	9856021 	0056003 06D 103 383 L MI S 	7056019 06D 103 1121B 	1556061 06D 103 483 E 	0256024 06D 129 717 D 	0356006 06B 253 039 E 	1920070 	9042601 036 109 675 (16x) 1642657 16x 036 109 675 5x8,5/10x11	8456050 038 103 085 E 35x48x10 A SL RD PTFE ACM 8056004  06B 103 171 B PTFE 8456051 038 103 085 A 32x47x10 A SL RD PTFE ACM

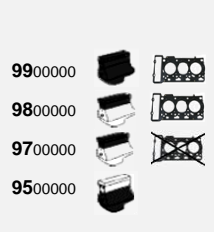







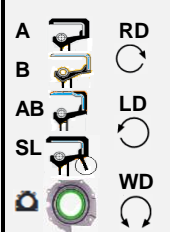
























AUDI			 9900000  9800000  9700000  9500000 								1600000  9000000 	A  RD B  LD AB  LD SL  WD  WD
CC	ENGINE	MODEL / YEAR										
D I E S E L	2.0 BMM	A3 TDI	9756012  9756009  9556004*	on demand 038 103 383 CP 82 Ø MLS 1,45 mm 1U 0056068 038 103 383 CQ 82 Ø MLS 1,53 mm 2U 0056050 038 103 383 CR 82 Ø MLS 1,61 mm 3U 		1556070 03G 103 483 D  9156012* 03G 103 483 D + screws	0256022 028 129 717 D 	0356011 03G 253 039 A  7056037  7H0 253 115 B 	1920070 	9056003 027 109 675 (8x) 1656010 8x 027 109 675 7x10/13,5x10	8456050 038 103 085 E 35x48x10 A SL RD PTFE ACM 8456003  038 103 171 S PTFE 8456051 038 103 085 A 32x47x10 A SL RD PTFE ACM	
	2.0 BMM BUY	A3 TDI	9756098  9556004*	0056131* 03G 103 383 82 Ø MLS 1,55 mm 1U 0056132 03G 103 383 A 82 Ø MLS 1,63 mm 2U 0056133* 03G 103 383 B 82 Ø MLS 1,71 mm 3U 	1556051 03G 103 483 C 	0256003 03G 129 717 B  0256033 03G 129 717 C 	0356045 03G 253 039 E  7056037  7H0 253 115 B 	1920070 	9042601 036 109 675 (16x) 1642657 16x 036 109 675 5x8,5/10x11	8456050 038 103 085 E 35x48x10 A SL RD PTFE ACM 8456003  038 103 171 S PTFE 8456051 038 103 085 A 32x47x10 A SL RD PTFE ACM		








































AUDI 			 99000000	 98000000	 97000000	 95000000							 16000000	 90000000	 A	 B	 AB	 SL	 RD	 LD	 WD	
CC	ENGINE	MODEL / YEAR																				
2.0	BPW BRC D I E S E L 100-103 kW (136-140 PS)	A4 TDI 11/04→	9756001  9756006  9556008 	on demand 038 103 383 CP 82 Ø MLS 1,45 mm 1U 0056068 038 103 383 CQ 82 Ø MLS 1,53 mm 2U 0056050 038 103 383 CR 82 Ø MLS 1,61 mm 3U 		1556055 038 103 483 D 	0256022 028 129 717 D 	0356049 037 253 039 D 	1920070 	9056003 027 109 675 (8x) 1656010 8x 027 109 675 7x10/13,5x10	8456050 038 103 085 E 35x48x10 A SL RD PTFE ACM 8456004  06A 103 171 A PTFE 8456051 038 103 085 A 32x47x10 A SL RD PTFE ACM											
2.0	BRD BVA BVF BVG D I E S E L 89-125 kW (121-170 PS)	A4 TDI A6 TDI 09/05→	9756075* 9556004*	0056131* 03G 103 383 82 Ø MLS 1,55 mm 1U 0056132 03G 103 383 A 82 Ø MLS 1,63 mm 2U 0056133* 03G 103 383 B 82 Ø MLS 1,71 mm 3U 		1556058 03G 103 483 B 	0256003 03G 129 717 B 	0356017 03L 253 039 B 	1920070 	90 - PLANNED 036 109 675 (16x) 1642657 16x 036 109 675 5x8,5/10x11	8456050 038 103 085 E 35x48x10 A SL RD PTFE ACM 8456003  038 103 171 S PTFE 8456051 2x 038 103 085 A 32x47x10 A SL RD PTFE ACM											









































AUDI 			<p>9900000 </p> <p>9800000 </p> <p>9700000 </p> <p>9500000 </p>							<p>1600000 </p> <p>9000000 </p>	<p>A </p> <p>B </p> <p>AB </p> <p>SL </p> <p></p> <p>RD </p> <p>LD </p> <p>WD </p>
CC	ENGINE	MODEL / YEAR									
2.0	<p>CADA CAEA CAEB CAWB CBFA CCTA CCZA CESA CETA CFKA</p> <p>132-155 kW (180-211 PS)</p>	<p>A3 TFSI A4 TFSI A5 TFSI A6 TFSI Q5 TFSI TT TFSI 09/04→</p>	<p>9856049 </p> <p>9556014 </p>	<p>0056014 06H 103 383 AD 83 Ø MLS </p>	<p>1456001 06H 103 483C </p> <p>7156084 06H 103 517D </p> <p>3056014 06H 103 121F </p> <p>7156035 06H 121 119D </p> <p>3056001 06H103121J </p>	<p>1920070 </p>	<p>0256015 06F 129 717 D </p> <p>3056012 078 133 073J </p> <p>7056015 06F133073D </p>	<p>0356016 06F 253 039 F </p> <p>3056080 1K0253115AB </p>	<p>1920070 </p>	<p>90 - PLANNED 036 109 675 (16x) 1642657 16x 036 109 675 5x8,5/10x11</p>	<p>8456020 06H 103 085 G 45x60x8 AB SL RD ACM 8456060 06H 103 171 F PTFE</p>
2.0	<p>CAED CCZC CDNA CDNB CDNC CDZA CHJA CPMA CPMB CPSA</p> <p>125-162 kW (170-220 PS)</p>	<p>A4 TFSI A5 TFSI A6 TFSI A8 TFSI Q3 TFSI Q5 TFSI 06/08→</p>	<p>9856049 </p> <p>9556014 </p>	<p>0056014 06H 103 383 AD 83 Ø MLS </p>	<p>1456001 06H 103 483C </p> <p>7156084 06H 103 517D </p> <p>8456021 06H103483D </p> <p>7156035 06H 121 119D </p> <p>3056001 06H103121J </p>	<p>1920070 </p>	<p>0256036 03L 129 717 B </p> <p>0256032 03L 129 717 </p> <p>3056012 078 133 073J </p>	<p>0356017 03L 253 039 B </p> <p>3056080 1K0253115AB </p>	<p>1920070 </p>	<p>90 - PLANNED 036 109 675 (16x) 1642657 16x 036 109 675 5x8,5/10x11</p>	<p>8056006* 06L 103 085 B 45x60x8 A SL RD PTFE ACM 8456060 06H 103 171 F PTFE</p>

AUDI																				
CC	ENGINE	MODEL / YEAR																		
2.0	CAGA CAGB CAGC CAHA CAHB CBAA CBAB CBBB CMEA	A3 TDI A4 TDI A5 TDI A6 TDI Q3 TDI Q5 TDI 11/07→	9756014  9556095*		0056018 03L 103 383 82 Ø MLS 1,55 mm 1U 0056103 03L 103 383 A 82 Ø MLS 1,63 mm 2U 0056023 03L 103 383 B 82 Ø MLS 1,71 mm 3U 		7056086 03L 145 215 A 		1556073 03L 103 483 		0256085 03L 129 717 E 		0356012 03L 253 039 E  7056037  7H0 253 115 B 		1920070 		90 - PLANNED 036 109 675 (16x) 1642657 16x 036 109 675 5x8,5/10x11		8456050 038 103 085 E 35x48x10 A SL RD PTFE ACM 8056003  03L 103 171 A PTFE 8456051 2x 038 103 085 A 32x47x10 A SL RD PTFE ACM	
2.0	CFFA CFFB CFHB CFHD CGLE CJCA CJCB CJCC CJCD CMFA CMFB	A1 TDI A4 TDI A5 TDI A6 TDI Q3 TDI Q5 TDI 11/07→	9756094  9556102 		0056117 03L 103 383 BM 82 Ø MLS 1,55 mm 1U 0056104 03L 103 383 BN 82 Ø MLS 1,63 mm 2U 0056024 03L 103 383 BP 82 Ø MLS 1,71 mm 3U 		7056086 03L 145 215 A 		9156005 03L 103 483 C +03L 103 070 (4x)  1556088 03L 103 483 C  1556007 03L 103 070 		0256085 03L 129 717 E 		0356012 03L 253 039 E  7056037  7H0 253 115 B 		1920070 		90 - PLANNED 036 109 675 (16x) 1642657 16x 036 109 675 5x8,5/10x11		8456050 038 103 085 E 35x48x10 A SL RD PTFE ACM 8056003  03L 103 171 A PTFE 8456071 03L 103 085 32x47x10 A RD FPM	












































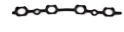








AUDI 			<p>9900000 </p> <p>9800000 </p> <p>9700000 </p> <p>9500000 </p>							<p>1600000 </p> <p>9000000 </p>	<p>A </p> <p>B </p> <p>AB </p> <p>SL </p> <p></p> <p>RD </p> <p>LD </p> <p>WD </p>
CC	ENGINE	MODEL / YEAR									
2.0 D I E S E L	<p>CFFA</p> <p>CFFB</p> <p>CGLA</p> <p>CGLB</p> <p>CLJA</p> <p>CMGA</p> <p>100-125 kW (136-170 PS)</p>	<p>A3 TDI</p> <p>Q3 TDI</p> <p>Q5 TDI</p> <p>05/03→</p>	<p>9756094</p>  <p>9556102</p> 	<p>0056117 03L 103 383 BM 82 Ø MLS 1,55 mm 1U</p> <p>0056104 03L 103 383 BN 82 Ø MLS 1,63 mm 2U</p> <p>0056024 03L 103 383 BP 82 Ø MLS 1,71 mm 3U</p> 	<p>7056086 03L 145 215 A</p> 	<p>9156005 03L 103 483 C +03L 103 070 (4x)</p>  <p>1556088 03L 103 483 C</p>  <p>1556007 03L 103 070</p> 	<p>0256085 03L 129 717 E</p> 	<p>0356097* 04L 253 039 D</p>  <p>7056037  7H0 253 115 B</p> 	<p>1920070</p> 	<p>90 - PLANNED 036 109 675 (16x) 1642657 16x 036 109 675 5x8,5/10x11</p>	<p>8456050 038 103 085 E 35x48x10 A SL RD PTFE ACM 8056003  03L 103 171 A PTFE 8456071 03L 103 085 32x47x10 A RD FPM</p>
2.0 D I E S E L	<p>CFGB</p> <p>CFGC</p> <p>CFGD</p> <p>CGLC</p> <p>CGLD</p> <p>CLLB</p> <p>CMGB</p> <p>120-130 kW (163-177 PS)</p>	<p>A3 TDI</p> <p>A4 TDI</p> <p>A5 TDI</p> <p>A6 TDI</p> <p>Q3 TDI</p> <p>Q5 TDI</p> <p>TT TDI</p> <p>03/06→</p>	<p>97 - on demand</p> <p>95 - on demand</p>	<p>0056117 03L 103 383 BM 82 Ø MLS 1,55 mm 1U</p> <p>0056104 03L 103 383 BN 82 Ø MLS 1,63 mm 2U</p> <p>0056024 03L 103 383 BP 82 Ø MLS 1,71 mm 3U</p> 	<p>7056086 03L 145 215 A</p> 	<p>9156005 03L 103 483 C +03L 103 070 (4x)</p>  <p>1556088 03L 103 483 C</p>  <p>1556007 03L 103 070</p> 	<p>0256015 06F 129 717 D</p> 	<p>0356016 06F 253 039 F</p>  <p>7056037  7H0 253 115 B</p> 	<p>1920070</p> 	<p>90 - PLANNED 036 109 675 (16x) 1642657 16x 036 109 675 5x8,5/10x11</p>	<p>8456050 038 103 085 E 35x48x10 A SL RD PTFE ACM 8056003  03L 103 171 A PTFE 8456071 03L 103 085 32x47x10 A RD FPM</p>





















































AUDI																				
CC	ENGINE	MODEL / YEAR																		
2.0	CGMA CRHA 125-147 kW (170-200 PS)		9856049 	0056014 06H 103 383 AD 83 Ø MLS 	1456001 06H 103 483C  8456021 06H103483D  7156035 06H 121 119D  3056001 06H103121J 	1920070 	0256015 06F 129 717 D  7056015 06F133073D 	0356016 06F 253 039 F  3056080 1K0253115AB 	1920070 	90 - PLANNED 036 109 675 (16x) 1642657 16x 036 109 675 5x8,5/10x11	8056006* 06L 103 085 B 45x60x8 A SL RD PTFE ACM									
2.0	CHHB CJXB CJXC CJXF CNTC CWZA CISA CJSB CNSB CNTC CULB CULC CZPA CZPB DAJB DHHA DJHA DJHB DKTA DKTB DNFB 162-221 kW (220-300 PS)	S1 S3 TT TT TFSI 11/12→	9856099  9556003 	0056019 06K 103 383 K 83 Ø MLS 	1456002 06K 103 483  7156012 06L 115 441  7056061 06L117070  3056001 06H103121J 	1920070 	0256099 06K 129 717 A 	3056002 06L 253 039 	1920070  1056009 06K 103 649 	90 - PLANNED 036 109 675 (16x) 1642657 16x 036 109 675 5x8,5/10x11	8056006* 06L 103 085 B 45x60x8 A SL RD PTFE ACM 8056001 06K 103 171 A PTFE									

AUDI 			<p>9900000 </p> <p>9800000 </p> <p>9700000 </p> <p>9500000 </p>							<p>1600000 </p> <p>9000000 </p>	<p>A </p> <p>B </p> <p>AB </p> <p>SL </p> <p></p> <p>RD </p> <p>LD </p> <p>WD </p>
CC	ENGINE	MODEL / YEAR									
2.0	CNCB CNCD 132-165 kW (180-224 PS)	A4 TFSI A5 TFSI Q5 TFSI 08/09→	<p>9856099</p>  <p>95 - on demand</p>	<p>0056019 06K 103 383 K 83 Ø MLS</p> 	<p>7156012 06L 115 441</p>  <p>7056061 06L117070</p> 	<p>1920070</p> 	<p>0256099 06K 129 717 A</p> 	<p>3056002 06L 253 039</p> 	<p>1920070</p>  <p>on demand 06L 103 649</p> 	<p>90 - PLANNED 036 109 675 (16x) 1642657 16x 036 109 675 5x8,5/10x11</p>	<p>8056006* 06L 103 085 B 45x60x8 A SL RD PTFE ACM 8056001  06K 103 171 A PTFE →02/14</p>
2.0 D I E S E L	CNHA CNHC CRBC CRBD CRLB CRLC CRUA CSUA CSUB CUNA CUPA 100-140 kW (136-190 PS)	A3 TDI A4 TDI A5 TDI A6 TDI Q5 TDI TT TDI 11/07→	<p>9756070*</p> <p>9556053*</p>	<p>0056128* 04L 103 383 BJ 82 Ø 1,55 mm MLS 1U</p> <p>0056129 04L 103 383 BK 82 Ø 1,63 mm MLS 2U</p> <p>0056130* 04L 103 383 BL 82 Ø 1,71 mm MLS 3U</p> 	<p>9156009 04L 103 483 +04L 103 070 A (4X)</p> <p>9156011 03L 103 483 S +04L 103 070 (4x)</p>  <p>1556034 04L 103 483</p>  <p>1556004 03L 103 483 S</p> 	<p>0256002 04L 129 717 B</p> 	<p>0256098 04L 253 039 G</p> 	<p>1920070</p> 	<p>90 - PLANNED 036 109 675 (16x) 1642657 16x 036 109 675 5x8,5/10x11</p>	<p>on demand </p> <p>04L 103 171 PTFE 8456071 03L 103 085 32x47x10 A RD FPM</p>	

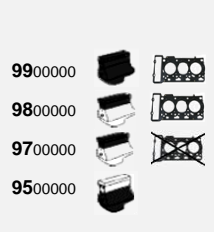







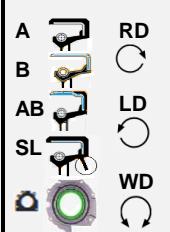















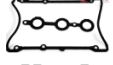
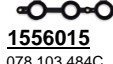











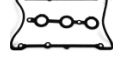








AUDI 			9900000  9800000  9700000  9500000 						1600000  9000000   	A  B  AB  SL   	RD  LD  WD 
CC	ENGINE	MODEL / YEAR									
D I E S E L	2.0 CRFA CRFC	A3 TDI 09/12→	97 - on demand 	0056128* 04L 103 383 BJ 82 Ø MLS 1,55 mm 1U 0056129 04L 103 383 BK 82 Ø MLS 1,63 mm 2U 0056130* 04L 103 383 BL 82 Ø MLS 1,71 mm 3U 	9156009 04L 103 483 +04L 103 070 A (4X) 9156011 03L 103 483 S +04L 103 070 (4x)  1556034 04L 103 483  1556004 03L 103 483 S 	0256002 04L 129 717 B 	0356097* 04L 253 039 D 	1920070 	90 - PLANNED 036 109 675 (16x) 1642657 16x 036 109 675 5x8,5/10x11	on demand  04L 103 171 PTFE 8456071 03L 103 085 32x47x10 A RD FPM	
	2.0 HP JS SK	COUPE 80 90 09/83-04/88	98 - on demand 035 198 012 N 95 - on demand 034 198 011 C	0056013 034 103 383 AA 82 Ø 1,75 mm 	PLANNED 034 198 025  9156013 034 198 025 D  1556013 034 103 483J 	0256027 034 129 717 M 	0356001 5x 026 129 589 A  3023029 △ 431 253 115 A 	1056012 054 103 609 	9056008 026 109 675 (10x) 1656040 10x 026 109 675 8x11/14x10	8055524 054 115 147 B 35x48x10 A SL RD FPM 8455524 068 103 051 P 85x105x11 A SL LD FPM 8456040 068 103 085 32x47x10 A SL WD FPM	





























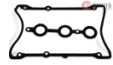
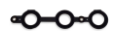






AUDI																
CC	ENGINE	MODEL / YEAR														
2.0	KP SK 83-85 kW (113-115 PS)	100 08/84-12/87	98 - on demand 035 198 012 N 95 - on demand 034 198 011 C	0056013 034 103 383 AA 82 Ø 1,75 mm 	PLANNED 034 198 025 9156013 034 198 025 D 1556013 034 103 483J 	0256027 034 129 717 M 	0356001 5x 026 129 589 A 3056046 433 253 115 	1056012 054 103 609 	9056008 026 109 675 (10x) 1656040 10x 026 109 675 8x11/14x10 	8055524 054 115 147 B 35x48x10 A SL RD FPM 8455524 068 103 051 P 85x105x11 A SL LD FPM 8456040 068 103 085 32x47x10 A SL WD FPM						
2.0	NC 74 kW (100 PS)	100 D 100 TD 03/88-11/90	97 - on demand 069 198 012 C 95 - on demand 034 198 011 C	on demand 069 103 383 CM 78 Ø 1,53 mm 1U on demand 069 103 383 CN 78 Ø 1,57 mm 2U 0056022 069 103 383 CP 78 Ø 1,61 mm 3U Ch.44 G 000 001→ 	on demand 069 198 025 C 	0256027 034 129 717 M 	0356001 R 3x 026 129 589 A PLANNED L 2x 034 129 589 B 	1056012 054 103 609 	9056008 026 109 675 (10x) 1656040 10x 026 109 675 8x11/14x10 	8055524 054 115 147 B 35x48x10 A SL RD FPM 8455524 068 103 051 P 85x105x11 A SL LD FPM 8456040 068 103 085 32x47x10 A SL WD FPM						
2.0	PS 85 kW (115 PS)	90 07/88-09/91	98 - on demand 034 198 012 H 95 - on demand 034 198 011 C	0056013 034 103 383 AA 82 Ø 1,75 mm 	PLANNED 034 198 025 9156013 034 198 025 D Rubber 	0256026 034 129 717 F 	0356001 R 3x 026 129 589 A PLANNED L 2x 034 129 589 B 	1056012 054 103 609 	9056008 026 109 675 (10x) 1656040 10x 026 109 675 8x11/14x10 	8055524 054 115 147 B 35x48x10 A SL RD FPM 8455524 068 103 051 P 85x105x11 A SL LD FPM 8456040 068 103 085 32x47x10 A SL WD FPM						

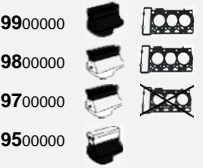










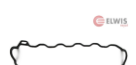















AUDI 			<p>9900000 </p> <p>9800000 </p> <p>9700000 </p> <p>9500000 </p>							<p>1600000 </p> <p>9000000 </p>	<p>A </p> <p>B </p> <p>AB </p> <p>SL </p> <p></p>	<p>RD </p> <p>LD </p> <p>WD </p>
CC	ENGINE	MODEL / YEAR										
2.0	RT 85 kW (115 PS)	100 01/88-11/90	<p>98 - on demand 035 198 012 P</p> <p>95 - on demand 034 198 011 C</p>	<p>0056013 034 103 383 AA 82 Ø 1,75 mm</p> 		<p>PLANNED 034 198 025</p>  <p>9156013 034 198 025 D</p>  <p>1556013 034 103 483J</p> 	<p>0256026 034 129 717 F</p>  <p>0256025 034 129 717 E</p> 	<p>0356001 R 3x 026 129 589 A</p>  <p>PLANNED L 2x 034 129 589 B</p> 	<p>1056012 054 103 609</p> 	<p>9056008 026 109 675 (10x)</p> <p>1656040 10x 026 109 675 8x11/14x10</p>	<p>8055524 054 115 147 B 35x48x10 A SL RD FPM</p> <p>8455524 068 103 051 P 85x105x11 A SL LD FPM</p> <p>8456040 068 103 085 32x47x10 A SL WD FPM</p>	
2.0	3A 82-83 kW (112-113 PS)	COUPE 80 08/88-10/90	<p>98 - on demand 053 198 012 A</p> <p>9556011 037 198 011 C</p> 	<p>0056010 048 103 383 B 83,5 Ø 1,75 mm</p> 	<p>7056029 026 115 441A</p>  <p>7056033 028 115 441C</p> 	<p>9156052 026 198 025 A 8,5 mm</p>  <p>9156053 026 198 025 C 6,5 mm Rubber</p> 	<p>0256020 026 129 717 F</p> 	<p>0356001 R 2x 026 129 589 A</p>  <p>PLANNED L 2x 034 129 589 B</p>  <p>3023029 Δ 431 253 115 A</p> 	<p>PLANNED 044 103 609 D +N 905 927 02 (20x)</p>  <p>1056019 026 103 609 D</p> 	<p>9056005 026 109 675 (8x)</p> <p>1656040 8x 026 109 675 8x11/14x10</p>	<p>8456040 068 103 085 E 32x47x10 A SL WD FPM</p> <p>8455524 068 103 051 P 85x105x11 A SL LD FPM</p> <p>8456040 068 103 085 32x47x10 A SL WD FPM</p>	
2.0	6A 101 kW (137 PS)	COUPE 80 03/90-07/92	<p>98 - on demand 053 198 012 C</p> <p>95 - on demand 037 198 011 E</p>	<p>0056069 048 103 383 D 83,5 Ø 1,65 mm</p> <p>MLS</p> 	<p>1556011 027 103 483B</p>  <p>7056029 026 115 441A</p>  <p>7056033 028 115 441C</p> 	<p>9156010 027 198 025</p>  <p>1556010 027 103 483C</p> 	<p>0256011 037 129 717 F</p> 	<p>0356010 4x 027 129 589 A</p> 	<p>PLANNED 044 103 609 D +N 905 927 02 (20x)</p>  <p>1056019 026 103 609 D</p> 	<p>9056002 027 109 675 (16x)</p> <p>1656010 16x 027 109 675 7x10/13,5x10</p>	<p>8456040 068 103 085 E 32x47x10 A SL WD FPM</p> <p>8455524 068 103 051 P 85x105x11 A SL LD FPM</p> <p>8456040 068 103 085 32x47x10 A SL WD FPM</p>	



















AUDI 			9900000  9800000  9700000  9500000 		 					1600000  9000000 	A  B  AB  SL   RD  LD  WD 
CC	ENGINE	MODEL / YEAR									
2.2	MB 147 kW (200 PS)	QUATTRO Turbo 08/87-07/89	98 - on demand 035 198 012 P 95 - on demand 034 198 011 C	0056013 034 103 383 AA 82 Ø 1,75 mm 		PLANNED 034 198 025  9156013 034 198 025 D Rubber 	0256027 034 129 717 M 	0356001 L 3x 026 129 589 A  PLANNED R 2x 034 129 589 B  on demand 437 253 115  	1056012 054 103 609 	9056008 026 109 675 (10x) 1656040 10x 026 109 675 8x11/14x10	8055524 054 115 147 B 35x48x10 A SL RD FPM 8455524 068 103 051 P 85x105x11 A SL LD FPM 8456040 068 103 085 32x47x10 A SL WD FPM
2.2	MC 1B 2B 121-147 kW (165-200 PS)	100 Turbo 200 Turbo 09/83-12/91	98 - on demand 035 198 012 P 95 - on demand 034 198 011 C	0056013 034 103 383 AA 82 Ø 1,75 mm 		PLANNED 034 198 025  9156013 034 198 025 D  1556013 034 103 483J 	0256027 034 129 717 M 	0356001 L 3x 026 129 589 A  PLANNED R 2x 034 129 589 B  on demand 447 253 115  	1056012 054 103 609 	9056008 026 109 675 (10x) 1656040 10x 026 109 675 8x11/14x10	8055524 054 115 147 B 35x48x10 A SL RD FPM 8455524 068 103 051 P 85x105x11 A SL LD FPM 8456040 068 103 085 32x47x10 A SL WD FPM
2.3	AAR NG 98-100 kW (133-136 PS)	A6 CABRIOLET COUPE 100 88 L 014 001→ 80 90 8A L 200 001 01/87-12/96	98 - on demand 034 198 012 L 95 - on demand 034 198 011 C	0056049 054 103 383 G 83,5 Ø 1,82 mm 		PLANNED 034 198 025 C  1556013 034 103 483J  1556025 034 103 483 F 	0256026 034 129 717 F  0256025 034 129 717 E 	0356001 3x 026 129 589 A  PLANNED 2x 034 129 589 B  on demand 431 253 115 A  	1056012 054 103 609 	9056008 026 109 675 (10x) 1656040 10x 026 109 675 8x11/14x10	8055524 054 115 147 B 35x48x10 A SL RD FPM 8455524 068 103 051 P 85x105x11 A SL LD FPM 8456040 068 103 085 32x47x10 A SL WD FPM

AUDI																						
CC	ENGINE	MODEL / YEAR																				
2.3	NF 100 kW (136 PS)	100 200 08/86-09/91	<p>98 - on demand 034 198 012 K Ch.→44 J 200 09</p> <p>98 - on demand 034 198 012 E Ch.44 J 200 100→ Ch.→44 L 072 000</p> <p>98 - on demand 034 198 012 L Ch.44 L 072 001→</p> <p>95 - on demand 034 198 011 C</p>	<p>0056049 054 103 383 G 83,5 Ø 1,82 mm</p>		<p>9156013 034 198 025 D Ch.→44 L 072 000</p> <p>PLANNED 034 198 025 C Ch.44 L 072 001→</p> <p>1556013 034 103 483J</p>	<p>0256026 034 129 717 F</p> <p>0256025 034 129 717 E</p>	<p>0356001 3x 026 129 589 A</p> <p>PLANNED 2x 034 129 589 B</p> <p>3023029 1x 431 253 115 A</p>	<p>1056012 054 103 609</p>	<p>9056008 026 109 675 (10x) 1656040 10x 026 109 675 8x11/14x10</p>	<p>8055524 054 115 147 B 35x48x10 A SL RD FPM 8455524 068 103 051 P 85x105x11 A SL LD FPM 8456040 068 103 085 32x47x10 A SL WD FPM</p>											
2.3	NG 98-100 kW (133-136 PS)	COUPE →8B L 014 000 80 90 →8A L 200 000 01/87-12/96	<p>98 - on demand 034 198 012 E</p> <p>95 - on demand 034 198 011 C</p>	<p>0056049 054 103 383 G 83,5 Ø 1,82 mm</p>		<p>9156013 034 198 025 D Rubber</p> <p>1556013 034 103 483J</p>	<p>0256026 034 129 717 F</p> <p>0256025 034 129 717 E</p>	<p>0356001 R 3x 026 129 589 A</p> <p>PLANNED L 2x 034 129 589 B</p> <p>3023029 1x 431 253 115 A</p>	<p>1056012 054 103 609</p>	<p>9056008 026 109 675 (10x) 1656040 10x 026 109 675 8x11/14x10</p>	<p>8055524 054 115 147 B 35x48x10 A SL RD FPM 8455524 068 103 051 P 85x105x11 A SL LD FPM 8456040 068 103 085 32x47x10 A SL WD FPM</p>											

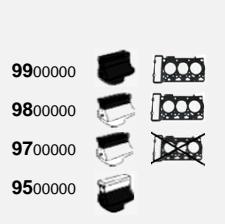

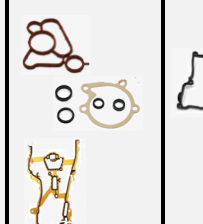
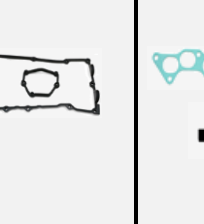



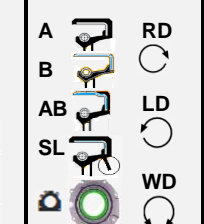
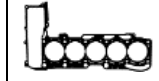
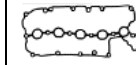
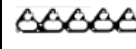



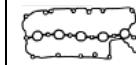






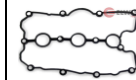







AUDI																				
CC	ENGINE	MODEL / YEAR																		
2.4	AAS 3D 60 kW (82 PS)	100 D 08/89-06/94	9756025 074 198 012  95 - on demand 074 198 011 A	on demand 074 103 383 C 81 Ø 1,53 mm 1U 0056067 074 103 383 D 81 Ø 1,57 mm 2U 0056040 074 103 383 E 81 Ø 1,61 mm 3U 	9305501 068 130 219 	9156057  1556021 074103483B 	0256052 074 129 717 	0356001 5x 026 129 589 A  3023029  431 253 115 A  3056046  433 253 115 	9056008 026 109 675 (10x) 1656040 10x 026 109 675 8x11/14x10	8055524 054 115 147 B 35x48x10 A SL RD FPM 8455524 068 103 051 P 85x105x11 A SL LD FPM 8456040 068 103 085 32x47x10 A SL WD FPM										
2.4	AGA AJG ALF ALW AML AMM APC APS APZ ARN 100-121 kW (136-165 PS)	A4 →8D W 180 000 A6 →4B W 150 000 02/97-12/05	98 - on demand 078 198 012 D	0056094 2x 078 103 383 K 83,5 Ø MLS  7056068 078 103 113 E 	7056051 038 145 345  7056064 58198217 7056068 078 103 113 E 	9156082 2x 078 198 025  1556005 078 103 483M  1556015 078 103 484C 	0256082 2x 078 129 717 J 	0356082 2x 078 253 039 C  3056082  8D0253115C 	1920070  1056025 078 103 610 E 	90 - on demand 2x 036 109 675 (15x) 1642657 30x 036 109 675 5x8,5/10x11	8055524 054 115 147 B 35x48x10 A SL RD FPM 8456040 068 103 085 32x47x10 A SL WD FPM									
2.4	AGA AJG ALF ALW AML AMM APC APS APZ ARN 100-121 kW (136-165 PS)	A4 8D W 180 001→ A6 4B W 150 001→ 02/97-12/05	98 - on demand 078 198 012 G +068 103 085 E (2x)	0056094 2x 078 103 383 K 83,5 Ø MLS  7056068 078 103 113 E 	7056051 038 145 345  7056064 58198217 7056068 078 103 113 E 	9156082 2x 078 198 025  1556005 078 103 483M  1556015 078 103 484C 	0256082 2x 078 129 717 J 	0356093 2x 078 253 039 G  3056082  8D0253115C 	1920070  1056025 078 103 610 E 	90 - on demand 2x 036 109 675 (15x) 1642657 30x 036 109 675 5x8,5/10x11	8055524 054 115 147 B 35x48x10 A SL RD FPM 8456040 068 103 085 32x47x10 A SL WD FPM									























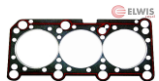


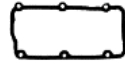

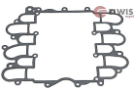

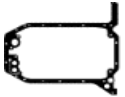

AUDI 			9900000  9800000  9700000  9500000 		 		 	 		1600000  9000000 	A  B  AB  SL   RD  LD  WD  
CC	ENGINE	MODEL / YEAR									
2.4	ARJ ASM BDV 100-125 kW (136-170 PS)	A4 A6 02/97-12/05	98 - on demand 078 198 012 G +068 103 085 E (2x)	0056094 2x 078 103 383 K 83,5 Ø MLS 	7056064 58198217  7056068 078 103 113 E 	9156082 2x 078 198 025  1556005 078 103 483M 	0256082 2x 078 129 717 J 	0356093 2x 078 253 039 G  3056082  8D0253115C 	1920070  1056025 078 103 610 E 	90 - on demand 2x 036 109 675 (15x) 1642657 30x 036 109 675 5x8,5/10x11	8456050 038 103 085 E 35x48x10 A SL RD PTFE ACM 8456040 068 103 085 32x47x10 A SL WD FPM

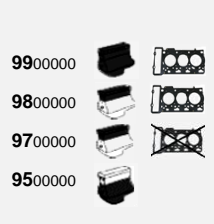






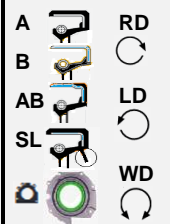



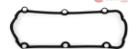
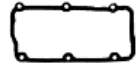

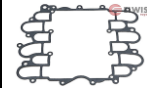





AUDI																				
CC	ENGINE	MODEL / YEAR																		
2.5 D I E S E L	AAT	A6 TDI	9756026 046 198 012 A  95 - on demand 046 198 011 A	on demand 074 103 383 AJ 81,7 Ø MLS 1,53 mm 1U 0056116* 074 103 383 AH 81,7 Ø MLS 1,57 mm 2U 0056089 074 103 383 AG 81,7 Ø MLS 1,61 mm 3U 	1556020 046 103 483 A 	0256052 074 129 717 	0356001 R 3x 026 129 589 A  PLANNED L 2x 034 129 589 B  on demand  433 253 115 A 	1056012 054 103 609 	9056008 026 109 675 (10x) 1656040 10x 026 109 675 8x11/14x10	8055524 054 115 147 B 35x48x10 A SL RD FPM 8455524 068 103 051 P 85x105x11 A SL LD FPM 8456040 068 103 085 32x47x10 A SL WD FPM										
	AEL	06/94-12/970									84-103 kW (114-140 PS)									
2.5 D I E S E L	AAT	100 TDI	9756026 046 198 012 A  95 - on demand 046 198 011	on demand 074 103 383 AJ 81,7 Ø MLS 1,53 mm 1U 0056116* 074 103 383 AH 81,7 Ø MLS 1,57 mm 2U 0056089 074 103 383 AG 81,7 Ø MLS 1,61 mm 3U 	1556020 046 103 483 A 	0256052 074 129 717 	0356001 R 3x 026 129 589 A  PLANNED L 2x 034 129 589 B  on demand  433 253 115 A 	1056012 054 103 609 	9056008 026 109 675 (10x) 1656040 10x 026 109 675 8x11/14x10	8055524 054 115 147 B 35x48x10 A SL RD FPM 8455524 068 103 051 P 85x105x11 A SL LD FPM 8456040 068 103 085 32x47x10 A SL WD FPM										
	ABP	01/90-06/94									85-88 kW (115-120 PS)									





















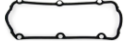
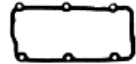

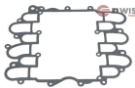





AUDI			9900000		9800000		9700000		9500000		1600000		9000000		A B AB SL		RD LD WD			
CC	ENGINE	MODEL / YEAR	9756015		0056005		7056068		9156061		0356008		0356009		1920070		9056006		8055524	
D I E S E L	2.5 AFB AKN 110 kW (150 PS)	A4 TDI A6 TDI A8 TDI 01/97-01/05	 95- PLANNED 	059 103 383 BQ 79 Ø 1,1 mm 1U 0056006 059 103 383 BR 79 Ø 1,15 mm 2U 0056007 059 103 383 BS 79 Ø 1,2 mm 3U	078 103 113 E  0356002 4D0 253 115 D 	059 198 025 	059 129 717 G 	059 253 039 B 	059 103 609 J  on demand 059 103 610 B 	036 109 675 (12x) 2x 1642657 24x 036 109 675 5x8,5/10x11	054 115 147 B 35x48x10 A SL RD FPM 8456022 070 103 051 A 85x105x12 A SL LD PTFE ACM 8456040 2x 068 103 085 32x47x10 A SL WD FPM									
	2.5 AKE 132 kW (180 PS)	ALLROAD TDI A4 TDI A6 TDI A8 TDI 02/00-08/05	 95- PLANNED 	059 103 383 BQ 79 Ø 1,1 mm 1U 0056006 059 103 383 BR 79 Ø 1,15 mm 2U 0056007 059 103 383 BS 79 Ø 1,2 mm 3U	078 103 113 E  0356002 4D0 253 115 D 	059 198 025 	059 129 717 G 	059 253 039 B 	059 103 609 J  on demand 059 103 610 B 	036 109 675 (12x) 2x 1642657 24x 036 109 675 5x8,5/10x11	054 115 147 B 35x48x10 A SL RD FPM 8456022 070 103 051 A 85x105x12 A SL LD PTFE ACM 8456040 2x 068 103 085 32x47x10 A SL WD FPM									





















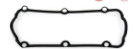
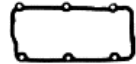
















AUDI			 99000000 98000000 97000000 95000000								16000000 90000000	A RD B LD AB LD SL WD
CC	ENGINE	MODEL / YEAR										
D I E S E L	2.5 AYM BFC	A4 TDI A6 TDI	9756015 95- PLANNED 	0056005 2x 059 103 383 BQ 79 Ø MLS 1,1 mm 1U 0056006 2x 059 103 383 BR 79 Ø MLS 1,15 mm 2U 0056007 2x 059 103 383 BS 79 Ø MLS 1,2 mm 3U 	7056068 078 103 113 E 0356002 4D0 253 115 D 	9156061 2x 059 198 025 	0356008 2x 059 129 717 G 	0356009 6x 059 253 039 B 	1920070 	9056006 036 109 675 (12x) 2x 1642657 24x 036 109 675 5x8,5/10x11	8055524 054 115 147 B 35x48x10 A SL RD FPM 8456022 070 103 051 A 85x105x12 A SL LD PTFE ACM 8456040 2x 068 103 085 32x47x10 A SL WD FPM	
	2.5 BAU BCZ BDG BDH	ALLROAD TDI A4 TDI A6 TDI	9756015 95- PLANNED 	0056005 2x 059 103 383 BQ 79 Ø MLS 1,1 mm 1U 0056006 2x 059 103 383 BR 79 Ø MLS 1,15 mm 2U 0056007 2x 059 103 383 BS 79 Ø MLS 1,2 mm 3U 	7056068 078 103 113 E 0356002 4D0 253 115 D 	9156061 2x 059 198 025 	0356008 2x 059 129 717 G 	0356009 6x 059 253 039 B 	1920070 	9056006 036 109 675 (12x) 2x 1642657 24x 036 109 675 5x8,5/10x11	8055524 054 115 147 B 35x48x10 A SL RD FPM 8456022 070 103 051 A 85x105x12 A SL LD PTFE ACM 8456040 2x 068 103 085 32x47x10 A SL WD FPM	
	2.5 CEPA CTSA	Q3 RS RS3	228-250 kW (310-340 PS) 01/11→	98 - on demand	on demand 07K 103 383 L 83,3 Ø MLS 	on demand 07K 103 483 A 	on demand 07K 133 379 A 	on demand 07K 253 039 D 	1920070 	90 - on demand 06L 109 675 (10x) +036 109 675 A (10x) 1656051 10x 06L 109 675 1642657 10x 036 109 675 5x8,5/10x11	on demand 059 103 051 K 85x105x8 A SL LD FPM	





























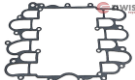




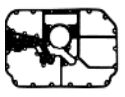




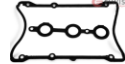






AUDI																		
CC	ENGINE	MODEL / YEAR																
2.5	CEPA 250 kW (340 PS)	TT TFSI 07/09-06/14	98 - on demand	on demand 07K 103 383 L 83,3 Ø MLS 	on demand 07K 103 483 A 	on demand 07K 133 379 A 	on demand 07K 253 039 D 	1920070 	90 - on demand 06L 109 675 (10x) +036 109 675 A (10x) 1656051 10x 06L 109 675 1642657 10x 036 109 675 5x8,5/10x11	8456022 070 103 051 A 85x105x12 A SL LD PTFE ACM →08/10 on demand 059 103 051 K 85x105x8 A SL LD FPM 09/10→								
2.5	CEPB 265 kW (360 PS)	TT TFSI 05/11-06/14	98 - on demand	on demand 07K 103 383 L 83,3 Ø MLS 	on demand 07K 103 483 A 	on demand 07K 133 379 A 	on demand 07K 253 039 D 	1920070 	on demand 06L 109 675 (10x) +036 109 675 A (10x) 9055503 036 109 675 (20x) 1656051 10x 06L 109 675 1642657 10x 036 109 675 5x8,5/10x11	on demand 059 103 051 K 85x105x8 A SL LD FPM								
2.5	CLXA CLXB CPAA CVBA 140-150 kW (190-204 PS)	A8 TFSI 07/12→	98 - on demand 95 - on demand	0056114 06E 103 148 AJ 81 Ø Zyl. 1-3 MLS  0056113 06E 103 149 AJ 81 Ø cyl. 4-6 MLS 	1556067 06E 103 484 P Cyl. 1-3  1556064 06E 103 483 Q Cyl. 4-6  9156064  	0256030 06E 198 717  9456008 	0356055 2x 	1920070 	90 - PLANNED 036 109 675 (24x) 1642657 24x 036 109 675 5x8,5/10x11	8056002 079 103 051 F 85x105x8,8 A SL LD PTFE ACM 8156001 06E 103 153 E PTFE 								






















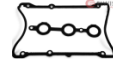






AUDI 			<p>9900000 </p> <p>9800000 </p> <p>9700000 </p> <p>9500000 </p>							<p>1600000 </p> <p>9000000 </p>	<p>A </p> <p>B </p> <p>AB </p> <p>SL </p> <p></p> <p>RD </p> <p>LD </p> <p>WD </p>
CC	ENGINE	MODEL / YEAR									
2.6	ABC ACZ 102-110 kW (139-150 PS)	A4 01/95-09/01	<p>9856072 078 198 012 Ch.→8D T 076 000</p>  <p>98 - on demand 078 198 012 A Ch.8D T 076 001→</p> <p>95 - on demand 078 198 011 A</p>	<p>0056030 2x 078 103 383 E 84 Ø</p> 	<p>7056068 078 103 113 E</p> 	<p>1556053 2x 078 103 483 L Ch.→8D T 076 000</p>  <p>PLANNED 2x 078 103 483 J Ch.8D T 076 001→</p> 	<p>0256031 2x 078 129 717 A</p>  <p>0256005 078 129 717 C</p> 	<p>0356031 2x 078 129 589</p> 	<p>on demand 078 103 609 F</p>  <p>on demand 078 103 609 G</p> 	<p>9056004 027 109 675 (12x) 1656010 12x 027 109 675 7x10/13,5x10</p>	<p>8055524 054 115 147 B 35x48x10 A SL RD FPM 8455524 068 103 051 P 85x105x11 A SL LD FPM 8456040 068 103 085 32x47x10 A SL WD FPM</p>




















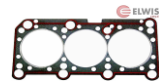





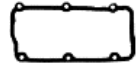
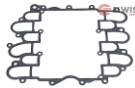

AUDI											
CC	ENGINE	MODEL / YEAR									
2.6	ABC ACZ 102-110 kW (139-150 PS)	A6 08/94-02/97	9856072 078 198 012 Ch.→4A T 029 512  98 - on demand 078 198 012 A Ch.4A T 029 513→ 95 - on demand 078 198 011 Ch.→4A S 026 714 95 - on demand 078 198 011 A Ch.4A S 026 715→	0056030 2x 078 103 383 E 84 Ø 	7056068 078 103 113 E 	1556053 2x 078 103 483 L Ch.→4A T 029 512  PLANNED 2x 078 103 483 J Ch.4A T 029 513→ 	0256031 2x 078 129 717 A  0256005 078 129 717 C 	0356031 2x 078 129 589 	on demand 078 103 609 E Ch.→4A S 026 714  on demand 078 103 609 F Ch.4A S 026 715→  on demand 078 103 610 A Ch.→4A S 026 714  on demand 078 103 609 G Ch.4A S 026 715→ 	90 - on demand 026 109 675 (12x) 1656040 12x 026 109 675 Ch.→4A S 026 714 8x11/14x10 9056004 027 109 675 (12x) 1656010 12x 027 109 675 Ch.4A S 026 715→ 7x10/13,5x10	8055524 054 115 147 B 35x48x10 A SL RD FPM 8455524 068 103 051 P 85x105x11 A SL LD FPM 8456040 068 103 085 32x47x10 A SL WD FPM






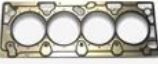



















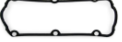
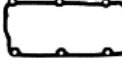







AUDI					 9900000  9800000  9700000  9500000						 1600000  9000000	 A  B  AB  SL  WD
CC	ENGINE	MODEL / YEAR										
2.6	ABC ACZ 102-110 kW (139-150 PS)	CABRIOLET 08/94-02/97	9856072 078 198 012 Ch.→8G T 004 318  98 - on demand 078 198 012 A Ch.8G T 004 319→ 95 - on demand 078 198 011 Ch.→8G S 001 302 95 - on demand 078 198 011 A Ch.8G S 001 303→	0056030 2x 078 103 383 E 84 Ø 	7056068 078 103 113 E 	1556053 2x 078 103 483 L Ch.→8G T 004 318  PLANNED 2x 078 103 483 J Ch.8G T 004 319→ 	0256031 2x 078 129 717 A  0256005 078 129 717 C 	0356031 2x 078 129 589 	on demand 078 103 609 E Ch.→8G S 001 302  on demand 078 103 609 F Ch.8G S 001 303→  on demand 078 103 610 A Ch.→8G S 001 302  on demand 078 103 609 G Ch.8G S 001 303→ 	90 - on demand 026 109 675 (12x) 1656040 12x 026 109 675 Ch.→8G S 001 302 8x11/14x10 9056004 027 109 675 (12x) 1656010 12x 027 109 675 Ch.8G S 001 303→ 7x10/13,5x10	8055524 054 115 147 B 35x48x10 A SL RD FPM 8455524 068 103 051 P 85x105x11 A SL LD FPM 8456040 068 103 085 32x47x10 A SL WD FPM	



























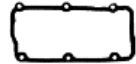















AUDI					 9900000  9800000  9700000  9500000						 1600000  9000000	A  RD B  LD AB  LD SL  WD  WD
CC	ENGINE	MODEL / YEAR										
2.6	ABC ACZ 102-110 kW (139-150 PS)	COUPE 08/92-02/96	9856072 078 198 012 Ch.→8B T 002 000  98 - on demand 078 198 012 A Ch.8B T 002 001→ 95 - on demand 078 198 011 Ch.→8B S 000 544 95 - on demand 078 198 011 A Ch.8B S 000 545→	0056030 2x 078 103 383 E 84 Ø 	7056068 078 103 113 E 	1556053 2x 078 103 483 L Ch.→8B T 002 000  PLANNED 2x 078 103 483 J Ch.8B T 002 001→ 	0256031 2x 078 129 717 A  0256005 078 129 717 C 	0356031 2x 078 129 589 	on demand 078 103 609 E Ch.→8B S 000 544  on demand 078 103 609 F Ch.8B S 000 545→  on demand 078 103 610 A Ch.→8B S 000 544  on demand 078 103 609 G Ch.8B S 000 545→ 	90 - on demand 026 109 675 (12x) 1656040 12x 026 109 675 Ch.→8B S 000 544 8x11/14x10 9056004 027 109 675 (12x) 1656010 12x 027 109 675 Ch.8B S 000 545→ 7x10/13,5x10	8055524 054 115 147 B 35x48x10 A SL RD FPM 8455524 068 103 051 P 85x105x11 A SL LD FPM 8456040 068 103 085 32x47x10 A SL WD FPM	
2.6	ABC ACZ 102-110 kW (139-150 PS)	100 03/92-06/94	9856072 078 198 012  95 - on demand 078 198 011	0056030 2x 078 103 383 E 84 Ø 	7056068 078 103 113 E 	1556053 2x 078 103 483 L 	0256031 2x 078 129 717 A  0256005 078 129 717 C 	0356031 2x 078 129 589 	on demand 078 103 609 E  on demand 078 103 610 A 	90 - on demand 026 109 675 (12x) 1656040 8x 026 109 675 8x11/14x10	8055524 054 115 147 B 35x48x10 A SL RD FPM 8455524 068 103 051 P 85x105x11 A SL LD FPM 8456040 068 103 085 32x47x10 A SL WD FPM	

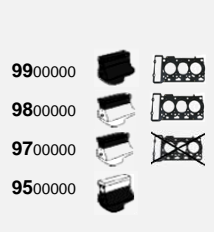







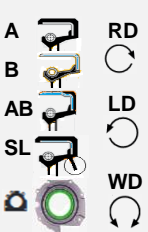


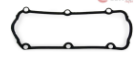

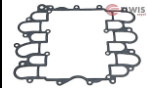


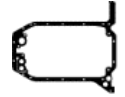


AUDI			 9900000   9800000   9700000   9500000  		     		 1600000  9000000 		A  RD B  LD AB  LD SL  WD  WD		
CC	ENGINE	MODEL / YEAR									
2.6	ABC ACZ 102-110 kW (139-150 PS)	80 06/92-01/96	9856072 078 198 012  95 - on demand 078 198 011 Ch.→8C S 025 820 95 - on demand 078 198 011 A Ch.8C S 025 821→	0056030 2x 078 103 383 E 84 Ø 	7056068 078 103 113 E 	1556053 2x 078 103 483 L 	0256031 2x 078 129 717 A  0256005 078 129 717 C 	0356031 2x 078 129 589 	on demand 078 103 609 E Ch.→8C S 025 820  on demand 078 103 609 F Ch.8C S 025 821→  on demand 078 103 610 A Ch.→8C S 025 820  on demand 078 103 609 G Ch.8C S 025 821→ 	90 - on demand 026 109 675 (12x) 1656040 12x 026 109 675 Ch.→8C S 025 820 8x11/14x10 9056004 027 109 675 (12x) 1656010 12x 027 109 675 Ch.8C S 025 821→ 7x10/13,5x10	8055524 054 115 147 B 35x48x10 A SL RD FPM 8455524 068 103 051 P 85x105x11 A SL LD FPM 8456040 068 103 085 32x47x10 A SL WD FPM
2.7	AGB AJK APB ARE AZA AZB BEL BES 169-195 kW (230-265 PS)	ALLROAD / T A4 S4 A4 TURBO A6 T 09/97-08/05	9856012 078 198 012 E +068 103 085 E (2x)  95 - On demand	0056094 2x 078 103 383 K 83,5 Ø MLS 	7056011 058 145 757C  7056064 58198217 	9156082 2x 078 198 025  1556005 078 103 483M 	0256019 2x 078 129 717 N 	0356093 2x 078 253 039 G  3056013* 2x 8D0 253 115 F 	1920070  1056025 078 103 610 E 	90 - on demand 2x 036 109 675 (15x) 1642657 30x 036 109 675 5x8,5/10x11	8456050 038 103 085 E 35x48x10 A SL RD PTFE ACM 8456040 4x 068 103 085 32x47x10 A SL WD FPM


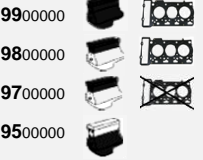










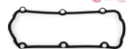
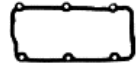

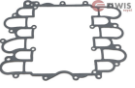




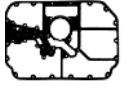
AUDI 			 99000000  98000000  97000000  95000000		 					 16000000  90000000	A  RD B  LD AB  LD SL  WD  WD
CC	ENGINE	MODEL / YEAR									
2.7	ASJ AZR 280 kW (380 PS)	A4 RS4 05/00-09/01	98 - On demand	on demand 2x 078 103 383 Q MLS 	7056068 078 103 113 E 	9156082 2x 078 198 025  1556005 078 103 483M  1556015 078 103 484C 	0256019 2x 078 129 717 N 	0356093 2x 078 253 039 G  3056013* x 8D0 253 115 F 	1920070 	90 - on demand 2x 036 109 675 (15x) 1642657 30x 036 109 675 5x8,5/10x11	8456050 038 103 085 E 35x48x10 A SL RD PTFE ACM 8456051 038 103 085 A 32x47x10 A SL RD PTFE ACM on demand 028 103 086 32x47x10 A SL LD PTFE ACM

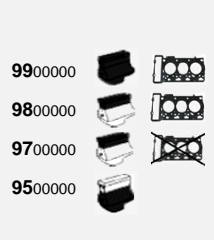

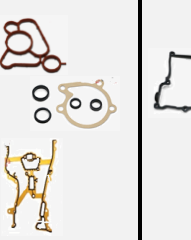
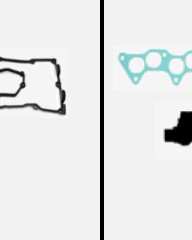


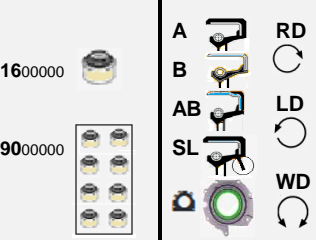


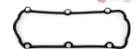
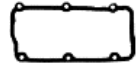

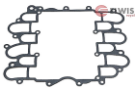
















AUDI					9900000  9800000  9700000  9500000 							1600000  9000000 	A  RD B  LD AB  LD SL  WD  WD
CC	ENGINE	MODEL / YEAR											
2.8	AAH <i>102-110 kW (139-150 PS)</i>	A4 <i>01/95-09/01</i>	9856072 078 198 012 Ch.→8D T 076 000 	0056030 2x 078 103 383 E 84 Ø 	7056068 078 103 113 E 	1556053 2x 078 103 483 L Ch.→8D T 076 000 	0256031 2x 078 129 717 A 	0356031 2x 078 129 589 	on demand 078 103 609 F 	9056004 027 109 675 (12x) 1656010 12x 027 109 675 7x10/13,5x10	8055524 054 115 147 B 35x48x10 A SL RD FPM 8455524 068 103 051 P 85x105x11 A SL LD FPM 8456040 068 103 085 32x47x10 A SL WD FPM		
			98 - on demand 078 198 012 A Ch.8D T 076 001→ 95 - on demand 078 198 011 A			PLANNED 2x 078 103 483 J Ch.8D T 076 001→ 	0256005 078 129 717 C 	on demand 078 103 609 G 					

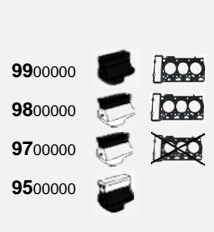



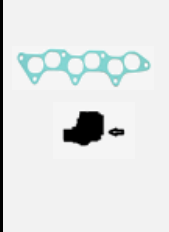



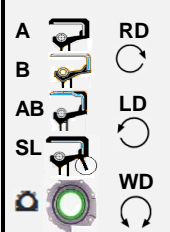





















AUDI			 9900000  9800000  9700000  9500000 														1600000  9000000 		A  RD  B  LD  AB  LD  SL  WD   WD 	
CC	ENGINE	MODEL / YEAR																		
2.8	AAH <i>102-110 kW (139-150 PS)</i>	CABRIOLET <i>08/94-02/97</i>	9856072 078 198 012 Ch.→8G T 004 318  98 - on demand 078 198 012 A Ch.8G T 004 319→ 95 - on demand 078 198 011 Ch.→8G S 001 302 95 - on demand 078 198 011 A Ch.8G S 001 303→		0056030 2x 078 103 383 E 84 Ø 		1556053 2x 078 103 483 L Ch.→8G T 004 318  PLANNED 2x 078 103 483 J Ch.8G T 004 319→ 		0256031 2x 078 129 717 A  0256005 078 129 717 C 		0356031 2x 078 129 589 		on demand 078 103 609 E Ch.→8G S 001 302  on demand 078 103 609 F Ch.8G S 001 303→  on demand 078 103 610 A Ch.→8G S 001 302  on demand 078 103 609 G Ch.8G S 001 303→ 		90 - on demand 026 109 675 (12x) 1656040 12x 026 109 675 Ch.→8G S 001 302 <i>8x11/14x10</i> 9056004 027 109 675 (12x) 1656010 12x 027 109 675 Ch.8G S 001 303→ <i>7x10/13,5x10</i>		8055524 054 115 147 B 35x48x10 A SL RD FPM 8455524 068 103 051 P 85x105x11 A SL LD FPM 8456040 068 103 085 32x47x10 A SL WD FPM			
























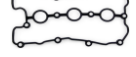










AUDI			 9900000  9800000  9700000  9500000 		 		 		 		1600000  9000000 		A  RD  B  LD  AB  LD  SL  WD   WD 	
CC	ENGINE	MODEL / YEAR												
2.8	AAH <i>102-110 kW (139-150 PS)</i>	COUPE <i>08/92-02/96</i>	9856072 078 198 012 Ch.→8B T 002 000  98 - on demand 078 198 012 A Ch.8B T 002 001→ 95 - on demand 078 198 011 Ch.→8B S 000 544 95 - on demand 078 198 011 A Ch.8B S 000 545→	0056030 2x 078 103 383 E 84 Ø 	1556053 2x 078 103 483 L Ch.→8B T 002 000  PLANNED 2x 078 103 483 J Ch.8B T 002 001→ 	0256031 2x 078 129 717 A  0256005 078 129 717 C 	0356031 2x 078 129 589 	on demand 078 103 609 E Ch.→8B S 000 544  on demand 078 103 609 F Ch.8B S 000 545→  on demand 078 103 610 A Ch.→8B S 000 544  on demand 078 103 609 G Ch.8B S 000 545→ 	90 - on demand 026 109 675 (12x) 1656040 12x 026 109 675 Ch.→8B S 000 544 <i>8x11/14x10</i> 9056004 027 109 675 (12x) 1656010 12x 027 109 675 Ch.8B S 000 545→ <i>7x10/13,5x10</i>	8055524 054 115 147 B 35x48x10 A SL RD FPM 8455524 068 103 051 P 85x105x11 A SL LD FPM 8456040 068 103 085 32x47x10 A SL WD FPM				
2.8	AAH <i>102-110 kW (139-150 PS)</i>	100 <i>03/92-06/94</i>	9856072 078 198 012  95 - on demand 078 198 011	0056030 2x 078 103 383 E 84 Ø 	1556053 2x 078 103 483 L 	0256031 2x 078 129 717 A  0256005 078 129 717 C 	0356031 2x 078 129 589 	on demand 078 103 609 E  on demand 078 103 610 A 	90 - on demand 026 109 675 (12x) 1656040 12x 026 109 675 <i>8x11/14x10</i>	8055524 054 115 147 B 35x48x10 A SL RD FPM 8455524 068 103 051 P 85x105x11 A SL LD FPM 8456040 068 103 085 32x47x10 A SL WD FPM				























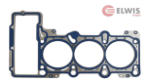


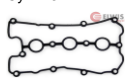
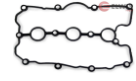








AUDI																				
CC	ENGINE	MODEL / YEAR																		
2.8	AAH <i>102-110 kW (139-150 PS)</i>	80 <i>06/92-01/96</i>	9856072 078 198 012  <p>95 - on demand 078 198 011 Ch.→8C S 025 820</p> <p>95 - on demand 078 198 011 A Ch.8C S 025 821→</p>		0056030 2x 078 103 383 E 84 Ø 				1556053 2x 078 103 483 L 		0256031 2x 078 129 717 A  <p>0256005 078 129 717 C </p>		0356031 2x 078 129 589 		on demand 078 103 609 E Ch.→8C S 025 820  <p>on demand 078 103 609 F Ch.8C S 025 821→</p>  <p>on demand 078 103 610 A Ch.→8C S 025 820</p>  <p>on demand 078 103 609 G Ch.8C S 025 821→</p> 		90 - on demand 026 109 675 (12x) 1656040 12x 026 109 675 Ch.→8C S 025 82 8x11/14x10 9056004 027 109 675 (12x) 1656010 12x 027 109 675 Ch.8C S 025 821→ 7x10/13,5x10		8055524 054 115 147 B 35x48x10 A SL RD FPM 8455524 068 103 051 P 85x105x11 A SL LD FPM 8456040 068 103 085 32x47x10 A SL WD FPM	





























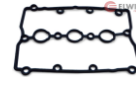








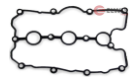








AUDI																						
CC	ENGINE	MODEL / YEAR																				
2.8	AAH AEJ 102-110 kW (139-150 PS)	A6 08/94-02/97	9856072 078 198 012 Ch.→4A T 029 512  98 - on demand 078 198 012 A Ch.4A T 029 513→ 95 - on demand 078 198 011 Ch.→4A S 026 714 95 - on demand 078 198 011 A Ch.4A S 026 715→	0056030 2x 078 103 383 E 84 Ø 		1556053 2x 078 103 483 L Ch.→4A T 029 512  PLANNED 2x 078 103 483 J Ch.4A T 029 513→ 	0256031 2x 078 129 717 A  0256005 078 129 717 C 	0356031 2x 078 129 589 	on demand 078 103 609 E Ch.→4A S 026 714  on demand 078 103 609 F Ch.4A S 026 715→  on demand 078 103 610 A Ch.→4A S 026 714  on demand 078 103 609 G Ch.4A S 026 715→ 	90 - on demand 026 109 675 (12x) 1656040 12x 026 109 675 Ch.→4A S 026 714 8x11/14x10 9056004 027 109 675 (12x) 1656010 12x 027 109 675 Ch.4A S 026 715→ 7x10/13,5x10	8055524 054 115 147 B 35x48x10 A SL RD FPM 8455524 068 103 051 P 85x105x11 A SL LD FPM 8456040 068 103 085 32x47x10 A SL WD FPM											

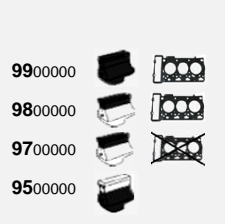



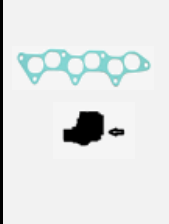












AUDI																
CC	ENGINE	MODEL / YEAR														
2.8	AAH AEJ 102-110 kW (139-150 PS)	A8 08/94-02/97	9856072 078 198 012 Ch.→4D T 003 800  98 - on demand 078 198 012 A Ch.4D T 003 801→ Ch.4D T 003 801→ 95 - on demand 078 198 011 Ch.→4D S 000 496 95 - on demand 078 198 011 A Ch.4D S 000 497→	0056030 2x 078 103 383 E 84 Ø 	1556053 2x 078 103 483 L Ch.→4D T 003 800  PLANNED 2x 078 103 483 J Ch.4D T 003 801→ 	0256031 2x 078 129 717 A  0256005 078 129 717 C 	0356031 2x 078 129 589 	on demand 078 103 609 E Ch.→4D S 000 496  on demand 078 103 609 F Ch.4D S 000 497→  on demand 078 103 610 A Ch.→4D S 000 496  on demand 078 103 609 G Ch.4D S 000 497→ 	9056004 027 109 675 (12x) 1656010 12x 027 109 675 7x10/13,5x10	8055524 054 115 147 B 35x48x10 A SL RD FPM 8455524 068 103 051 P 85x105x11 A SL LD FPM 8456040 068 103 085 32x47x10 A SL WD FPM						
2.8	AGE ALG AMX APR AQD ATX 132-142 kW (180-193 PS)	A4 →8D W 180 000 A6 →4B W 150 000 A8 →4D W 712 000 04/96-01/05	9856084 078 198 012 B 	0056092 2x 078 103 383 L 83,5 Ø MLS 	7056064 58198217  7056068 078 103 113 E 	9156082 2x 078 198 025  1556005 078 103 483M 	0256082 2x 078 129 717 J 	0356082 2x 078 253 039 C  3056082 8D0253115C 	1920070  1056025 078 103 610 E 	90 - on demand 2x 036 109 675 (15x) 1642657 30x 036 109 675 5x8,5/10x11	8055524 054 115 147 B 35x48x10 A SL RD FPM 8456040 068 103 085 32x47x10 A SL WD FPM					


























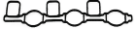


AUDI																				
CC	ENGINE	MODEL / YEAR																		
2.8	AGE ALG AMX APR AQD ATX 132-142 kW (180-193 PS)	A4 8D W 180 001→ A6 4B W 150 001→ A8 4D W 712 001→ 04/96-01/05	9856082 078 198 012 F +068 103 085 E (2x) 	0056092 2x 078 103 383 L 83,5 Ø MLS 	7056064 58198217  7056068 078 103 113 E 	9156082 2x 078 198 025  1556005 078 103 483M 	0256082 2x 078 129 717 J 	0356093 2x 078 253 039 G  3056082 8D0253115C 	1920070  1056025 078 103 610 E 	90 - on demand 2x 036 109 675 (15x) 1642657 30x 036 109 675 5x8,5/10x11	8055524 054 115 147 B 35x48x10 A SL RD FPM 8456040 068 103 085 32x47x10 A SL WD FPM									
2.8	BBG 140 kW (190 PS)	A6 07/99-01/05	9856082 078 198 012 F +068 103 085 E (2x) 	0056092 2x 078 103 383 L 83,5 Ø MLS 	7056064 58198217  7056068 078 103 113 E 	9156082 2x 078 198 025  1556005 078 103 483M 	0256082 2x 078 129 717 J 	0356093 2x 078 253 039 G  3056082 8D0253115C 	1920070 	90 - on demand 2x 036 109 675 (15x) 1642657 30x 036 109 675 5x8,5/10x11	8456050 038 103 085 E 35x48x10 A SL RD PTFE ACM 8456040 068 103 085 32x47x10 A SL WD FPM									




























AUDI 			<p>9900000 </p> <p>9800000 </p> <p>9700000 </p> <p>9500000 </p>							<p>1600000 </p> <p>9000000 </p>	<p>A </p> <p>B </p> <p>AB </p> <p>SL </p> <p></p>	<p>RD </p> <p>LD </p> <p>WD </p>
CC	ENGINE	MODEL / YEAR										
2.8	BDX CCDA CCEA CNYB 140-170 kW (190-231 PS)	A6 FSI A8 FSI 11/06→	98 - on demand 95 - on demand	<p>0056073 06E 103 148 M MLS Cyl. 1-3 </p> <p>0056074 06E 103 149 M MLS Cyl. 4-6 </p>	<p>1556067 06E 103 484 P Cyl. 1-3 </p> <p>1556064 06E 103 483 Q Cyl. 4-6 </p> <p>9156064 </p>	<p>PLANNED 6x 06E 129 717 B </p> <p>0256030 06E 198 717 </p> <p>9456008 </p>	<p>0356055 2x </p> <p>3056016  4F0253115A </p>	1920070 	<p>9056006 036 109 675 (12x) 2x 1642657 24x 036 109 675 5x8,5/10x11</p>	<p>8156001  06E 103 153 E PTFE 8056002 079 103 051 F 85x105x8,8 A SL LD PTFE ACM</p>		
































AUDI 			<p>9900000 </p> <p>9800000 </p> <p>9700000 </p> <p>9500000 </p>							<p>1600000 </p> <p>9000000 </p>	<p>A </p> <p>B </p> <p>AB </p> <p>SL </p> <p></p> <p></p> <p>WD </p>
CC	ENGINE	MODEL / YEAR									
2.8	CHVA CNYA 150 kW (204 PS)	A6 FSI A7 FSI 10/10→	<p>98 - on demand →05/12</p> <p>98 - on demand 06/12→</p> <p>95 - on demand</p>	<p>0056073 06E 103 148 M MLS Cyl. 1-3 →05/12</p>  <p>0056074 06E 103 149 M MLS Zyl. 4-6 →05/12</p>  <p>0056108 06E 103 148 AN 85 Ø MLS Cyl. 1-3 06/12→</p>  <p>0056109 06E 103 149 AN 85 Ø MLS Cyl. 4-6 06/12→</p> 		<p>1556067 06E 103 484 P Cyl. 1-3</p>  <p>1556064 06E 103 483 Q Cyl. 4-6</p>  <p>9156064</p>  	<p>PLANNED 6x 06E 129 717 B</p>  <p>0256030 06E 198 717</p>  <p>9456008</p> 	<p>0356055 2x</p> 	<p>1920070</p> 	<p>90 - PLANNED 036 109 675 (24x) 1642657 24x 036 109 675 5x8,5/10x11</p>	<p>8156001 </p> <p>06E 103 153 E PTFE 8056002 079 103 051 F 85x105x8,8 A SL LD PTFE ACM</p>



























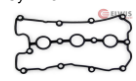
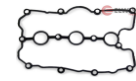







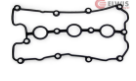
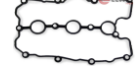




AUDI 			9900000  9800000  9700000  9500000 						1600000  9000000   	A  B  AB  SL   	RD  LD  WD   
CC	ENGINE	MODEL / YEAR									
3.0	ASN AVK BBJ 160-162 kW (218-220 PS)	A4 A6 A8 11/00-07/06	9856015  95 - On demand	0056098 2x 06C 103 383 H 83 Ø 1,2 mm 	7056017 06C 103 121 J 	1556063 2x 06C 103 483 J 	0256082 2x 078 129 717 J  on demand 2x 078 129 717 P 	0356093 2x 078 253 039 G  3056082 8D0253115C 	1920070 	90 - on demand 2x 036 109 675 (15x) 1642657 30x 036 109 675 5x8,5/10x11	8456050 038 103 085 E 35x48x10 A SL RD PTFE ACM 8456061 4x 06C 103 085 42x55x7 AB SL RD PTFE ACM
3.0	CAJA CAKA CCAA CCBA CGWA CGWB CGWC CGWD CGXB CGXC CHMA CIWE CMDA CMUA CTUB CTUC CTUD CTVA CTWA CTWB CTXA 200-260 kW (272-354 PS)	A4 S4 A4 TFSI A5 TFSI A6 TFSI A7 TFSI A8 TFSI Q5 TFSI Q7 TFSI S4 S5 10/08→	98 - on demand Cyl. 1-3 98 - on demand Cyl. 4-6 95 - on demand	0056111* 06E 103 148 AD 85,2 Ø Cyl. 1-3  0056112* 06E 103 149 AD 85,2 Ø Cyl. 4-6 	1556067 06E 103 484 P Cyl. 1-3  1556064 06E 103 483 Q Cyl. 4-6  9156064  	PLANNED 6x 079 129 717 D  0256102 6x 079 129 717 B 	0356055 2x  0356021* 2x 8K0 253 115 A 	1920070 	90 - PLANNED 036 109 675 (24x) 1642657 24x 036 109 675 5x8,5/10x11	8156001  06E 103 153 E PTFE 8056002 079 103 051 F 85x105x8,8 A SL LD PTFE ACM	


































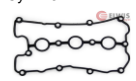
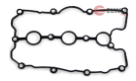




AUDI																				
CC	ENGINE	MODEL / YEAR																		
3.0	CAPA	A4 TDI A5 TDI	97 - PLANNED Cyl. 1-3	on demand 059 103 383 CM 1,1 mm 1U MLS Cyl. 1-3 PLANNED 059 103 383 CN 1,15 mm 2U MLS Cyl. 1-3 PLANNED 059 103 383 CP 1,2 mm 3U MLS Cyl. 1-3	7056068 078 103 113 E 	1556095 059 103 483 N Cyl. 1-3  1556096 059 103 483 M Cyl. 4-6 	0256089 2x 059 129 717 J 	PLANNED 2x 059 253 039 D 	1920070 	90 - PLANNED 036 109 675 (24x) 1642657 24x 036 109 675 5x8,5/10x11	PLANNED 079 103 051 D 55x70x8 A SL RD PTFE 8056002 079 103 051 F 85x105x8,8 A SL LD PTFE ACM 8456040 068 103 085 32x47x10 A SL WD FPM									
	DI ESE L	176 kW (240 PS) 06/07→	97 - PLANNED Cyl. 4-6	95 - on demand  PLANNED 059 103 383 CQ 1,1 mm 1U MLS Cyl. 4-6 PLANNED 059 103 383 CR 1,15 mm 2U MLS Cyl. 4-6 PLANNED 059 103 383 CS 1,2 mm 3U MLS Cyl. 4-6 																


























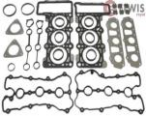




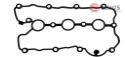
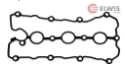



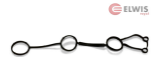
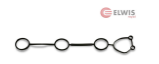








AUDI 			<p>9900000 </p> <p>9800000 </p> <p>9700000 </p> <p>9500000 </p>						<p>1600000 </p> <p>9000000 </p>	<p>A </p> <p>B </p> <p>AB </p> <p>SL </p> <p></p>	<p>RD </p> <p>LD </p> <p>WD </p>
CC	ENGINE	MODEL / YEAR									
3.0	CASA CASB CATA CCLA CCMA CCWA CCWB CDYA CDYB CDYC	A4 TDI A5 TDI A6 TDI Q5 TDI Q7 TDI 05/04→	<p>97 - PLANNED Cyl. 1-3</p> <p>97 - PLANNED Cyl. 4-6</p> <p>95 - on demand</p>	<p>0056179 059 103 383 MN 84 Ø MLS 1,1 mm 1U Cyl. 1-3 0056180 059 103 383 MP 84 Ø MLS 1,15 mm 2U Cyl. 1-3 0056181 059 103 383 MQ 84 Ø MLS 1,2 mm 3U Cyl. 1-3  0056182 059 103 383 MR 84 Ø MLS 1,1 mm 1U Cyl. 4-6 0056183 059 103 383 MS 84 Ø MLS 1,15 mm 2U Cyl. 4-6 0056184 059 103 383 MT 84 Ø MLS 1,2 mm 3U Cyl. 4-6 </p>	<p>7056068 078 103 113 E </p>	<p>1556095 059 103 483 N Cyl. 1-3  1556096 059 103 483 M Cyl. 4-6 </p>	<p>0256089 2x 059 129 717 J </p>	<p>PLANNED 2x 059 253 039 D </p>	<p>1920070 </p>	<p>90 - PLANNED 036 109 675 (24x) 1642657 24x 036 109 675 5x8,5/10x11</p>	<p>PLANNED 079 103 051 D 55x70x8 A SL RD PTFE 8056002 079 103 051 F 85x105x8,8 A SL LD PTFE ACM 8456040 068 103 085 32x47x10 A SL WD FPM</p>

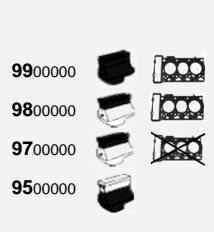




























AUDI 			9900000  9800000  9700000  9500000 							1600000  9000000 	A  B  AB  SL  	RD  LD  WD  
CC	ENGINE	MODEL / YEAR										
3.0	CDTA	A4 TDI	97 - on demand	on demand		1556048 059 103 484	PLANNED 6x 059 129 718 A	PLANNED 2x 059 253 039 N	1920070	90 - PLANNED 036 109 675 (24x) 1642657 24x 036 109 675 5x8,5/10x11	PLANNED 079 103 051 D 55x70x8 A SL RD PTFE on demand 059 103 051 K 85x105x8 A SL LD FPM	
	CDTB	A5 TDI		059 103 383 JL 84 Ø MLS 1,58 mm 1U Cyl. 1-3		059 103 484 059 103 484						
D	CDTC	A6 TDI		on demand			PLANNED 6x 059 129 717 N					
I	CDUC	A7 TDI		059 103 383 JM 84 Ø MLS 1,63 mm 2U Cyl. 1-3		9156083* 059 103 484 + rings Cyl. 1-3						
E	CDUD	A8 TDI		on demand		1556049 059 103 483 T Cyl. 4-6						
S	CJGA	Q5 TDI		on demand								
E	CJGC	Q7 TDI		on demand		9156084* 059 103 483 T + rings Cyl. 4-6						
L	CJGD	11/07→	95 - on demand	059 103 383 JN 84 Ø MLS 1,68 mm 3U Cyl. 1-3								
	CKVB			on demand								
	CKVC			059 103 383 JP 84 Ø MLS 1,58 mm 1U Cyl. 4-6								
	CLAA			on demand								
	CLAB			059 103 383 JQ 84 Ø MLS 1,63 mm 2U Cyl. 4-6								
	CLZB			on demand								
	CMHA			059 103 383 JR 84 Ø MLS 1,68 mm 3U Cyl. 4-6								
	CNRB											
	CPNA											
	CPNB											
	CRCA											
	CTBA											
	CTBB											
	CTBC											
	CTCB											
	CTCC											
	150-190 kW (204-258 PS)											





















AUDI 			9900000  9800000  9700000  9500000 							1600000  9000000 	A  B  AB  SL  	RD  LD  WD 
CC	ENGINE	MODEL / YEAR										
3.0	CGQB	A6 TDI A7 TDI SQ5 11/11→	97 - on demand	on demand 059 103 383 NK 84 Ø MLS 1,58 mm 1U Cyl. 4-6 on demand 059 103 383 NL 84 Ø MLS 1,63 mm 2U Cyl. 4-6 on demand 059 103 383 NM 84 Ø MLS 1,68 mm 3U Cyl. 4-6  on demand 059 103 383 NG 84 Ø MLS 1,58 mm 1U Cyl. 1-3 on demand 059 103 383 NH 84 Ø MLS 1,63 mm 2U Cyl. 1-3 on demand 059 103 383 NJ 84 Ø MLS 1,68 mm 3U Cyl. 1-3 	 	1556048 059 103 484 059 103 484  9156083* 059 103 484 + rings Cyl. 1-3 1556049 059 103 483 T Cyl. 4-6  9156084* 059 103 483 T + rings Cyl. 4-6	PLANNED 6x 059 129 718 A  PLANNED 6x 059 129 717 N 	on demand 2x 059 253 039 Q 	1920070 	9056006 036 109 675 (12x) 2x 1642657 24x 036 109 675 5x8,5/10x11	PLANNED 079 103 051 D 55x70x8 A SL RD PTFE on demand 059 103 051 K 85x105x8 A SL LD FPM	






































AUDI 			9900000  9800000  9700000  9500000 		 					1600000  9000000   	A  B  AB  SL   RD  LD  WD 
CC	ENGINE	MODEL / YEAR									
3.0	CJTB CJTC CJWB CJWC CNAA 200-245 kW (272-333 PS)	Q7 TFSI 05/10-08/15	98 - on demand Cyl. 1-3 98 - on demand Cyl. 4-6	0056111* 06E 103 148 AD 85,2 Ø Cyl. 1-3 MLS  0056112* 06E 103 149 AD 85,2 Ø Cyl. 4-6 MLS 		1556067 06E 103 484 P Cyl. 1-3  1556064 06E 103 483 Q Cyl. 4-6 	PLANNED 6x 079 129 717 D  0256102 6x 079 129 717 B 	0356055 2x 	1920070 	90 - PLANNED 036 109 675 (24x) 1642657 24x 036 109 675 5x8,5/10x11	8156001  06E 103 153 E PTFE on demand 059 103 051 K 85x105x8 A SL LD FPM
3.0	CREA CREC CREG CTDA 213-245 kW (290-333 PS)	A8 TFSI 06/10→	98 - on demand Cyl. 1-3 98 - on demand Cyl. 4-6 95 - on demand	0056108 06E 103 148 AN 85 Ø Cyl. 1-3 06/12→ MLS  0056109 06E 103 149 AN 85 Ø Cyl. 4-6 06/12→ MLS 		1556067 06E 103 484 P Cyl. 1-3  1556064 06E 103 483 Q Cyl. 4-6 	on demand 6x 06E 129 717 F  PLANNED 6x 079 129 717 D 	0356055 2x 		9056006 036 109 675 (12x) 2x 1642657 24x 036 109 675 5x8,5/10x11	8156001  06E 103 153 E PTFE on demand 059 103 051 K 85x105x8 A SL LD FPM


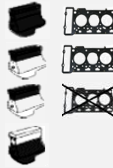























AUDI 			     		 		 	 		    	    	    
CC	ENGINE	MODEL / YEAR										
3.0	CREC CRED CTDA 200-245 kW (272-333 PS)	A4 TFSI A6 TFSI A7 TFSI S5 06/09→	98 - on demand Cyl. 1-3 98 - on demand Cyl. 4-6 95 - on demand	0056111* 06E 103 148 AD 85,2 Ø MLS Cyl. 1-3  0056112* 06E 103 149 AD 85,2 Ø MLS Cyl. 4-6 		1556067 06E 103 484 P Cyl. 1-3  1556064 06E 103 483 Q Cyl. 4-6 	on demand 6x 06E 129 717 F  PLANNED 6x 079 129 717 D 	0356055 2x 		9056006 036 109 675 (12x) 2x 1642657 24x 036 109 675 5x8,5/10x11	8156001  06E 103 153 E PTFE on demand 059 103 051 K 85x105x8 A SL LD FPM	

























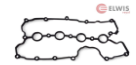

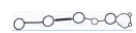
















AUDI			 99000000   98000000   97000000   95000000  														16000000  90000000    		A  RD B  LD AB  LD SL  WD  WD	
CC	ENGINE	MODEL / YEAR																		
3.2	AUK BKH BPK BYU 183-191 kW (249-260 PS)	A4 FSI A6 FSI A8 FSI 05/04-07/10	9856096  9856095 3 cyl.  9856094 3 cyl.  95 - on demand	0056073 06E 103 148 M MLS Cyl. 1-3  0056074 06E 103 149 M MLS Cyl. 4-6 		1556068 06E 103 483 G Cyl. 4-6  1556065 06E 103 484 G Cyl. 1-3  9156003 06E 103 650 A cyl. 4-6  9156004 06E103649A cyl. 1-3  9156065  1556087 06E 103 649E  1556086 06E 103 650A 	PLANNED 6x 06E 129 717 B  0256030 06E 198 717  9456008 	0356055 2x  3056016  4F0253115A 	1920070 	9056006 036 109 675 (12x) 2x 1642657 24x 036 109 675 5x8,5/10x11	8156001  06E 103 153 E PTFE 8056002 079 103 051 F 85x105x8,8 A SL LD PTFE ACM									






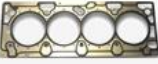


























AUDI																				
CC	ENGINE	MODEL / YEAR																		
3.2	BDB BHE BMJ BPF BUB 184 kW (250 PS)	A3 A3 TT →8P 5A087 000 →8P 5B006 000 →8N 5 012 200 07/03-05/09	9856098 	0056097 022 103 383 M 85 Ø MLS 		1556066 022 103 483 E 	0256097 022 133 237 C 	0356095 022 253 039 E Cyl. 1-3 	1920070 	90 - PLANNED 036 109 675 (24x) 1642657 24x 036 109 675 5x8,5/10x11	8456050 038 103 085 E 35x48x10 A SL RD PTFE ACM 8156003 021 103 051 C 85x105x11 A SL LD PTFE ACM									
3.2	BDB BMJ BUB 184 kW (250 PS)	A3 8P 5A087 001→ A3 TT 8P 5B006 001→ 07/03-06/10	9856098 	0056097 022 103 383 M 85 Ø MLS 		1556066 022 103 483 E 	0256097 022 133 237 C 	0356095 022 253 039 E Cyl. 1-3 	1920070 	90 - PLANNED 036 109 675 (24x) 1642657 24x 036 109 675 5x8,5/10x11	on demand 022 103 151 D  8156003 021 103 051 C 85x105x11 A SL LD PTFE ACM									
3.2	BHE BPF 184 kW (250 PS)	TT 8N 5 012 201→ 07/03-06/10	9856098 	0056097 022 103 383 M 85 Ø MLS 		1556066 022 103 483 E 	0256097 022 133 237 C 	0356095 022 253 039 E Cyl. 1-3 	1920070 	90 - PLANNED 036 109 675 (24x) 1642657 24x 036 109 675 5x8,5/10x11	on demand 022 103 151 D  8156003 021 103 051 C 85x105x11 A SL LD PTFE ACM									

AUDI 			<p>9900000 </p> <p>9800000 </p> <p>9700000 </p> <p>9500000 </p>							<p>1600000 </p> <p>9000000 </p>	<p>A </p> <p>B </p> <p>AB </p> <p>SL </p> <p>RD </p> <p>LD </p> <p>WD </p>
CC	ENGINE	MODEL / YEAR									
3.2	<p>CALA</p> <p>CALB</p> <p>195-199 kW (265-270 PS)</p>	<p>A4 FSI</p> <p>A5 FSI</p> <p>A5 TFSI</p> <p>A6 FSI</p> <p>Q5 FSI</p> <p>06/07→</p>	<p>98 - on demand</p> <p>Cyl. 4-6</p> <p>98 - on demand</p> <p>Cyl. 1-3</p> <p>95 - on demand</p>	<p>on demand</p> <p>06E 103 149 AC 86,2 Ø Cyl. 4-6</p> <p>MLS</p> <p>on demand</p> <p>06E 103 148 AC 86,2 Ø Cyl. 1-3</p> <p>MLS</p> <p>on demand</p>		<p>1556067</p> <p>06E 103 484 P Cyl. 1-3</p> <p>1556064</p> <p>06E 103 483 Q Cyl. 4-6</p> <p>9156064</p>	<p>PLANNED 6x</p> <p>06E 129 717 B</p> <p>0256102 6x</p> <p>079 129 717 B</p> <p>0256030</p> <p>06E 198 717</p> <p>9456008</p>	<p>0356055 2x</p>	<p>90 - PLANNED</p> <p>036 109 675 (24x)</p> <p>1642657 24x</p> <p>036 109 675 5x8,5/10x11</p>	<p>8156001</p> <p>06E 103 153 E</p> <p>PTFE</p> <p>8056002</p> <p>079 103 051 F 85x105x8,8</p> <p>A SL LD PTFE ACM</p>	
3.2	<p>A3 24 V</p> <p>TT 24 V</p> <p>A3 V6 24 V</p> <p>TT V6 24 V</p> <p>184 kW (250 PS)</p>	<p>EOS V6</p> <p>GOLF V6</p> <p>11/05-05/09</p>	<p>9856098</p> <p>95 - On demand</p>	<p>0056097</p> <p>022 103 383 M 85 Ø</p> <p>MLS</p>		<p>1556066</p> <p>022 103 483 E</p>	<p>0256097</p> <p>022 133 237 C</p>	<p>0356095</p> <p>022 253 039 E Cyl. 1-3</p> <p>0356096</p> <p>022 253 050 C Cyl. 4-6</p> <p>0356013</p> <p>3D0 253 115 E</p>	<p>1920070</p>	<p>90 - PLANNED</p> <p>036 109 675 (24x)</p> <p>1642657 24x</p> <p>036 109 675 6x8,5/10x12</p>	<p>On demand</p> <p>022 103 151 D</p> <p>8156003</p> <p>021 103 051 C 85x105x11</p> <p>A SL LD PTFE ACM</p>
3.6	<p>BHK</p> <p>206 kW (280 PS)</p>	<p>Q7 FSI</p> <p>7L 6 030 001→</p> <p>08/06-05/100</p>	<p>99 - on demand</p> <p>98 - on demand</p> <p>95 - on demand</p>	<p>0056195*</p> <p>03H 103 383 K 85 Ø</p> <p>MLS</p>		<p>1556093</p> <p>03H 103 483 C</p>	<p>0256078</p> <p>03H 133 237 B</p>	<p>on demand</p> <p>03H 253 039 E Cyl. 1-3</p> <p>on demand</p> <p>03H 253 050 B Cyl. 4-6</p>	<p>1920070</p>	<p>90 - PLANNED</p> <p>036 109 675 (24x)</p> <p>1642657 24x</p> <p>036 109 675 5x8,5/10x11</p>	<p>8156003</p> <p>021 103 051 C 85x105x11</p> <p>A SL LD PTFE ACM</p>

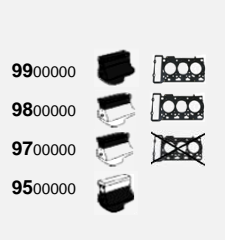
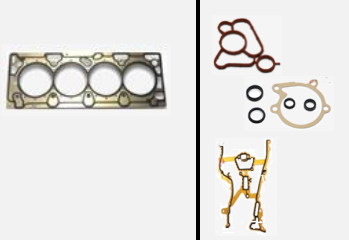

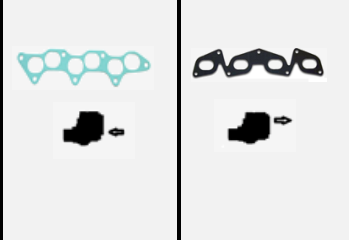


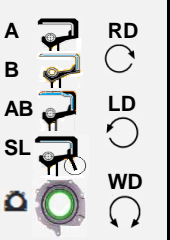



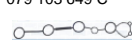
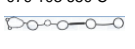









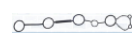
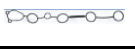










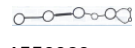








AUDI 			9900000  9800000  9700000  9500000 		 		 	 		1600000  9000000   	A  B  AB  SL   RD  LD  WD 
CC	ENGINE	MODEL / YEAR									
4.0	CEUA CEUC 309 kW (420 PS)	A8 TFSI S6 S7 02/12→		on demand 079 103 383 DP 85 Ø Cyl. 1-4 MLS  on demand 079 103 383 DQ 85 Ø Cyl. 5-8 MLS 			on demand 2x 079 253 039 M 	1920070 	90 - PLANNED 036 109 675 (16x) 2x <u>1642657</u> 32x 036 109 675 5x8,5/10x11	on demand 079 103 051 G 55x72x8 A SL RD PTFE <u>8056002</u> 079 103 051 F 85x105x8,8 A SL LD PTFE ACM	
4.0	CGTA CTFA 382 kW (520 PS)	S8 04/12→	98 - on demand Cyl. 1-4 98 - on demand Cyl. 5-8	on demand 079 103 383 DP 85 Ø Cyl. 1-4 MLS  on demand 079 103 383 DQ 85 Ø Cyl. 5-8 MLS 		1920070 2x 	on demand 4x 079 129 717 G 	on demand 4x 079 253 039 M  on demand 4x 079 129 717 H 	1920070 	90 - PLANNED 036 109 675 (16x) 2x <u>1642657</u> 32x 036 109 675 5x8,5/10x11	<u>8056002</u> 079 103 051 F 85x105x8,8 A SL LD PTFE ACM















































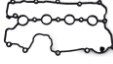




AUDI 											
CC	ENGINE	MODEL / YEAR									
4.0	CRDB CWUB 412 kW (560 PS)	RS6 RS7 01/13→	98 - on demand Cyl. 1-4 98 - on demand Cyl. 5-8 95 - on demand	on demand 079 103 383 DP 85 Ø Cyl. 1-4 MLS  on demand 079 103 383 DQ 85 Ø Cyl. 5-8 MLS 		1920070 2x 	on demand 4x 079 129 717 G 	on demand 4x 079 253 039 M  on demand 4x 079 129 717 H 	1920070 	90 - PLANNED 036 109 675 (16x) 2x 1642657 32x 036 109 675 5x8,5/10x11	PLANNED 079 103 051 D 55x70x8 A SL RD PTFE 8056002 079 103 051 F 85x105x8,8 A SL LD PTFE ACM
4.0	CTGA CTGE 320-331 kW (435-450 PS)	A8 TFSI S6 S7 10/13→	98 - on demand Cyl. 1-4 98 - on demand Cyl. 5-8 95 - on demand	on demand 079 103 383 DP 85 Ø Cyl. 1-4 MLS  on demand 079 103 383 DQ 85 Ø Cyl. 5-8 MLS 		1920070 2x 	on demand 4x 079 129 717 G 	on demand 4x 079 253 039 M  on demand 4x 079 129 717 H 	1920070 	90 - PLANNED 036 109 675 (16x) 2x 1642657 32x 036 109 675 5x8,5/10x11	on demand 079 103 051 G 55x72x8 A SL RD PTFE 8056002 079 103 051 F 85x105x8,8 A SL LD PTFE ACM






























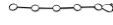





AUDI 			9900000  9800000  9700000  9500000 							1600000  9000000 	A  B  AB  SL   RD  LD  WD 
CC	ENGINE	MODEL / YEAR									
4.2	BAR 257 kW (350 PS)	Q7 FSI 4L 8 022 001→ 03/06-05/10	99 - On demand 9856089*	0056105 079 103 383 AQ MLS Cyl. 1-4  0056106 079 103 383 AR MLS Cyl. 5-8 	0256103 079 133 073 G 	1556083 R 079 103 484 C  1556076 L 079 103 483 T 079 103 483 T  1556028 R 079 103 649 C  1556029 L 079 103 650 C 	0256090 2x 079 133 074 B  0256102 8x 079 129 717 B 	0356020 2x 079 253 039 F  3056082  8D0253115C 	1920070 	90 - PLANNED 036 109 675 (16x) 2x 1642657 32x 036 109 675 5x8,5/10x11	on demand 079 103 051 G 55x72x8 A SL RD PTFE 8056002 079 103 051 F 85x105x8,8 A SL LD PTFE ACM
4.2	BAS BAT BBK BHF 220-253 kW (299-344 PS)	ALLROAD V8 A4 S4 A6 07/02-03/09	on demand 079 103 383 S 86 Ø Cyl. 1-4 MLS  on demand 079 103 383 T 86 Ø Cyl. 5-8 MLS 	on demand 077 198 025 B Cyl. 1-4  on demand 077 198 025 C Cyl. 5-8  1556079 079 103 483 K Cyl. 1-4  1556078 079 103 483 L Cyl. 5-8 	0256058 2x 077 129 717 Q 	on demand 2x 077 253 039 C 	1920070 	9055503 036 109 675 (20x) 2x 1642657 40x 036 109 675 5x8,5/10x11	on demand 079 103 051 G 55x72x8 A SL RD PTFE 8056002 079 103 051 F 85x105x8,8 A SL LD PTFE ACM		

AUDI 			9900000  9800000  9700000  9500000 						1600000  9000000   	A  B  AB  SL   	RD  LD  WD   
CC	ENGINE	MODEL / YEAR									
4.2	BCY BRV 331-353 kW (450-480 PS)	A6 RS6 07/02-01/05	on demand 077 103 383 BQ 86 Ø Cyl. 1-4 MLS  on demand 077 103 383 BR 86 Ø Cyl. 5-8 MLS 	<u>7056068</u> 078 103 113 E 	<u>9156017</u> 2x 077 198 025 A 	on demand 2x 077 129 717 R 	on demand 2x 077 253 039 C 	1920070 	<u>9055503</u> 036 109 675 (20x) 2x <u>1642657</u> 40x 036 109 675 5x8,5/10x11	on demand 077 115 147 A 55x68x8 A SL RD FPM <u>8456040</u> 4x 068 103 085 E 32x47x10 A SL WD FPM	

AUDI																
CC	ENGINE	MODEL / YEAR														
4.2	BMC BTR BVN 235-240 kW (320-326 PS)	A8 TDI Q7 TDI 01/05-07/10	on demand 057 103 383 EM 83,5 Ø MLS 1U Cyl. 1-4 on demand 057 103 383 EN 83,5 Ø MLS 2U Cyl. 1-4 on demand 057 103 383 EP 83,5 Ø MLS 3U Cyl. 1-4 on demand 057 103 383 EQ 83,5 Ø MLS 1U Cyl. 5-8 on demand 057 103 383 ER 83,5 Ø MLS 2U Cyl. 5-8 on demand 057 103 383 ES 83,5 Ø MLS 3U Cyl. 5-8 	on demand 057 103 484 Cyl. 1-4 on demand 057 103 483 J Cyl. 5-8 	on demand 2x 057 129 717 G on demand 2x 057 129 717 H 	0356029 2x 059 253 039 E on demand 2x 057 253 039 D 	1920070 	90 - PLANNED 036 109 675 (16x) 2x 1642657 32x 036 109 675 5x8,5/10x11	PLANNED 079 103 051 D 55x70x8 A SL RD PTFE 8056002 079 103 051 F 85x105x8,8 A SL LD PTFE ACM							

AUDI																
CC	ENGINE	MODEL / YEAR														
4.2	BNS BVJ 257-309 kW (350-420 PS)	A4 RS4 8E 8 901 901→ A6 FSI 4F 8 045 001→ A8 FSI 4E 7 026 901→ 09/05-08/11	9856089*	0056105 079 103 383 AQ MLS Cyl. 1-4  0056106 079 103 383 AR MLS Cyl. 5-8 	0256103 079 133 073 G  1556028 R 079 103 649 C  1556029 L 079 103 650 C 	1556083 R 079 103 484 C  1556076 L 079 103 483 T 	0256090 2x 079 133 074 B  0256101 079 198 717 	0356020 2x 079 253 039 F 	1920070 	90 - PLANNED 036 109 675 (16x) 2x 1642657 32x 036 109 675 5x8,5/10x11	on demand 079 103 051 G 55x72x8 A SL RD PTFE 8056002 079 103 051 F 85x105x8,8 A SL LD PTFE ACM					
4.2	BYH 309 kW (420 PS)	R8 FSI →42 9 002 000 04/07-09/10		0056105 079 103 383 AQ MLS Cyl. 1-4  0056106 079 103 383 AR MLS Cyl. 5-8 	5215445 N 013 812.2  1556028 R 079 103 649 C  1556029 L 079 103 650 C 	1556083 R 079 103 484 C  1556076 L 079 103 483 T 	0256090 2x 079 133 074 B  0256101 079 198 717 	0356020 2x 079 253 039 F  3056012 078 133 073J 	1920070 	90 - PLANNED 036 109 675 (16x) 2x 1642657 32x 036 109 675 5x8,5/10x11	on demand 079 103 051 G 55x72x8 A SL RD PTFE 8056002 079 103 051 F 85x105x8,8 A SL LD PTFE ACM					
4.2	CAUA 260 kW (354 PS)	S5 06/07→	9856089*	0056105 079 103 383 AQ MLS Cyl. 1-4  0056106 079 103 383 AR MLS Cyl. 5-8 	0256103 079 133 073 G  1556028 R 079 103 649 C  1556029 L 079 103 650 C 	1556083 R 079 103 484 C  1556076 L 079 103 483 T 	0256090 2x 079 133 074 B  0256102 8x 079 129 717 B  0256101 079 198 717 	0356020 2x 079 253 039 F 	1920070 	90 - PLANNED 036 109 675 (16x) 2x 1642657 32x 036 109 675 5x8,5/10x11	on demand 079 103 051 G 55x72x8 A SL RD PTFE 8056002 079 103 051 F 85x105x8,8 A SL LD PTFE ACM					

AUDI			 9900000 9800000 9700000 9500000			 		 	 		1600000  9000000   	A  B  AB  SL  	RD  LD  WD 
CC	ENGINE	MODEL / YEAR											
4.2	CDRA 273 kW (371 PS)	A8 FSI 11/09→	9856089*	0056105 079 103 383 AQ MLS Cyl. 1-4  0056106 079 103 383 AR MLS Cyl. 5-8 	0256103 079 133 073 G  1556028 R 079 103 649 C  1556029 L 079 103 650 C 	1556083 R 079 103 484 C  1556076 L 079 103 483 T 	0256102 8x 079 129 717 B  0256101 079 198 717 	0356020 2x 079 253 039 F 	1920070 	90 - PLANNED 036 109 675 (16x) 2x 1642657 32x 036 109 675 5x8,5/10x11	on demand 079 103 051 G 55x72x8 A SL RD PTFE 8056002 079 103 051 F 85x105x8,8 A SL LD PTFE ACM		
4.2	CFSA 331 kW (450 PS)	RS4 RS5 03/10→		on demand 079 103 383 BR 86 Ø Cyl. 5-8 MLS  on demand 079 103 383 BQ 86 Ø Cyl. 1-4 MLS 	1556028 R 079 103 649 C  1556029 L 079 103 650 C 	1556083 R 079 103 484 C  1556076 L 079 103 483 T 	0256102 8x 079 129 717 B 	on demand 2x 079 253 039 G		90 - PLANNED 036 109 675 (16x) 2x 1642657 32x 036 109 675 5x8,5/10x11	8056002 079 103 051 F 85x105x8,8 A SL LD PTFE ACM		
4.2	CNDA 316 kW (430 PS)	R8 FSI →42 9 002 000 07/10-07/15		0056105 079 103 383 AQ MLS Cyl. 1-4  0056106 079 103 383 AR MLS Cyl. 5-8 	5215445 N 013 812.2  1556028 R 079 103 649 C  1556029 L 079 103 650 C 	1556083 R 079 103 484 C  1556076 L 079 103 483 T 	0256090 2x 079 133 074 B 	0356020 2x 079 253 039 F  3056012 078 133 073J 	1920070 	90 - PLANNED 036 109 675 (16x) 2x 1642657 32x 036 109 675 5x8,5/10x11	8056002 079 103 051 F 85x105x8,8 A SL LD PTFE ACM		

AUDI 			9900000  9800000  9700000  9500000 		 		 	 		1600000  9000000   	A  B  AB  SL   RD  LD  WD  
CC	ENGINE	MODEL / YEAR									
5.2	BSM BXA 320-331 kW (435-450 PS)	A6 S6 A8 S8 03/06-08/11	on demand 07L 103 383 N Cyl. 6-10 MLS  on demand 07L 103 383 P Cyl. 1-5 MLS 	1556085 07L 103 649A  1556084 07L 103 483J  1556077 07L 103 484F 	1920070 	9055503 036 109 675 (20x) 2x 1642657 40x 036 109 675 5x8,5/10x11	on demand 079 103 051 G 55x72x8 A SL RD PTFE 8056002 079 103 051 F 85x105x8,8 A SL LD PTFE ACM				
5.2	BUH BUJ CMPA CTPA CTPB CTYA 386-426 kW (441-580 PS)	A6 A6 AVANT A8 R8 R8 SPIDER 03/06-08/15			1556085 07L 103 649A  1556084 07L 103 483J  1556077 07L 103 484F 