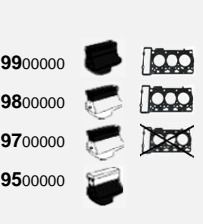



































































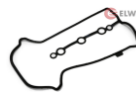





SMART																				
CC	ENGINE	MODEL / YEAR																		
0.6	M 160 CR/CC M 160 E6AL B03 B04 B05 33-52 kW (45-71 PS)	CABRIO CITY-COUPE CROSSBLADE 07/98→	9822015  9822095  9522001 	0022003 000 3086 V003 64 Ø 0,45 mm 	2122005 160 016 00 80 	9122001 	9422003 	0322002 000 3169 V005 	1920070 	90 - PLANNED 000 016 01 20 (6x) 1642657 6x 000 016 01 20 6x8,5/10x12	8422008 40x62x8 A RD PTFE ACM 8422009 80x100x9 A LD PTFE ACM									
0.7	M 160 E7A M 160.921 M 160.922 M 160.923 7-74 kW (50-101 PS)	ROADSTER BRABUS	9822016  9822096  9522001 	0022004 5x 160 016 03 20 67 Ø MLS 	2122005 160 016 00 80 	9122001 	9422003 	0322004 001 2882 V001 	1920070 	90 - PLANNED 000 016 01 20 (6x) 1642657 6x 000 016 01 20 6x8,5/10x12	8422008 40x62x8 A RD PTFE ACM 8422009 80x100x9 A LD PTFE ACM									


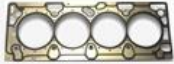
























* under development

SMART 			9900000  9800000  9700000  9500000 		 		 	 		1600000  9000000   	A  B  AB  SL   RD  LD  WD 
CC	ENGINE	MODEL / YEAR									
0.8	OM 660 DE8LA OM 660.950 30-33 kW (41-45 PS)	CABRIO CDI CITY-COUPE CDI FORTWO FORTWO CDI 11/99→	9822097  95 - On demand	0022077 660 016 01 20 66,5 Ø MLS 	 	On demand 000 1421 V003 	0222022 3x 000 7189 V001 	0322095 000 4613 V002 	1920070 	90 - PLANNED 000 016 01 20 (6x) 1642657 6x 000 016 01 20 6x8,5/10x12	8422008 40x62x8 A RD PTFE ACM 8422009 80x100x9 A LD PTFE ACM
0.8	OM 660.951 40 kW (54 PS)	FORTWO 08/09→	99 - On demand 	0022077 660 016 01 20 66,5 Ø MLS 	 	On demand 000 1421 V003 	0222022 3x 000 7189 V001 	0322095 000 4613 V002 	1920070 	90 - PLANNED 000 016 01 20 (6x) 1642657 6x 000 016 01 20 6x8,5/10x12	On demand 40x62x8 A SL RD FPM 8422009 80x100x9 A LD PTFE ACM
0.9	H4B 409 H4DA401 M 281.910 M 281.920 45-80 kW (60-109 PS)	FORFOUR Hatchback FORFOUR Brabus FORTWO Convertible FORTWO Coupe 07/14→		0046812* 11 04 471 00R 	 	1546802 13 27 075 88R 	0246812 14 03 591 50R 	0346850 14 03 610 24R 			8122403* 12 27 933 04R 84x117x7,5/13 ASW LD FKM

* under development

SMART														
CC	ENGINE	MODEL / YEAR												
1.0	M 132.910 5-52 kW (61-71 PS)	FORTWO 01/07→	99 - PLANNED	0022095 132 016 01 20 		1522082 132 016 00 21 	On demand 132 013 00 80 	On demand 132 141 00 80 	1920070 	90 - On demand 135 053 00 58 (12x) 1642629 12x 135 053 00 58	8122002* 132 032 00 80 27x40x6,5 AB RD FPM On demand 132 010 00 68			
1.0	M 132.930 62-72 kW (84-98 PS)	FORTWO BRABUS 01/07→	99 - PLANNED	On demand 132 016 00 20 		1522082 132 016 00 21 	On demand 132 013 00 80 	On demand 132 141 00 80 	1920070 	90 - On demand 135 053 00 58 (12x) 1642629 12x 135 053 00 58 5x8/11x8	8122002* 132 032 00 80 27x40x6,5 AB RD FPM On demand 132 010 00 68			
1.1	M 134.910 55 kW (75 PS)	FORFOUR 01/04-06/06	99 - PLANNED 	0022076 134 016 01 20 76 Ø 		On demand 134 016 00 21 	PLANNED 3x 135 141 00 80 	On demand 134 142 02 80 	1920070 	90 - On demand 135 053 00 58 (12x) 1642629 12x 135 053 00 58 5x8/11x8	PLANNED 134 010 00 80 30x48x6,5 A RD			

* under development

SMART											
CC	ENGINE	MODEL / YEAR	9900000 9800000 9700000 9500000						1600000 9000000	A B AB SL	RD LD WD
CC	ENGINE	MODEL / YEAR									
1.3	M 135.930 70 kW (95 PS)	FORFOUR 01/04-06/06	99 - PLANNED 	0038805 135 016 01 20 76 Ø 	1522083 135 016 00 21 	PLANNED 4x 135 141 00 80 	On demand 135 142 02 80 	1920070 	90 - On demand 135 053 00 58 (16x) 1642629 16x 135 053 00 58	PLANNED 134 010 00 80 30x48x6,5 A RD On demand 	
1.5	M 135.950 80-90 kW (109-122 PS)	FORFOUR 01/04-06/06	99 - PLANNED 	0038805 135 016 01 20 76 Ø 	1522083 135 016 00 21 	PLANNED 4x 135 141 00 80 	On demand 135 142 02 80 	1920070 	90 - On demand 135 053 00 58 (16x) 1642629 16x 135 053 00 58 5x8/11x8	PLANNED 134 010 00 80 30x48x6,5 A RD On demand 	
1.5	OM 639.939 D I E S E L 50-70 kW (68-95 PS)	FORFOUR CDI 09/04-06/06	98 - On demand 95 - On demand	On demand 639 016 15 20 	On demand 639 016 05 21 +639 016 03 21 	On demand 639 098 01 80 	On demand 639 142 03 80 	On demand 639 014 04 22 	90 - PLANNED 000 016 01 20 (12x) 1642657 12x 000 016 01 20 6x8,5/10x12	On demand 40x62x8 A SL RD FPM On demand 	

* under development